



US00D340245S

# United States Patent [19]

[11] Patent Number: **Des. 340,245**

Christie

[45] Date of Patent: **\*\* Oct. 12, 1993**

[54] **SPEAKER**

4,805,730 2/1989 O'Neill et al. .... 181/145

[75] Inventor: **Cary L. Christie, Bell Canyon, Calif.**

### OTHER PUBLICATIONS

[73] Assignee: **Infinity Systems Inc., Chatsworth, Calif.**

Home Furnishing Daily Jun. 1, 1987 p. 109 Visonik Speaker, bottom left.

[\*\*] Term: **14 Years**

High Fidelity, Jun. 1987 p. 15 Advent Speaker, bottom.

[21] Appl. No.: **533,000**

Stereo Review, Jan. 1988 p. 69 JBL Speaker.

[22] Filed: **Jun. 4, 1990**

Stereo Review, Aug. 1983 p. 13 Monitor Audio Speaker, right.

[52] U.S. Cl. .... **D14/214**

*Primary Examiner*—Bernard Ansher

[58] Field of Search ..... **D14/204, 210-216, D14/219-224; 181/144, 145, 148, 150-153, 157, 198-199; 381/24, 86-88, 90, 158-159, 203**

*Assistant Examiner*—Sandra Morris

*Attorney, Agent, or Firm*—Jones, Day, Reavis & Pogue

[56] **References Cited**

### [57] CLAIM

The ornamental design for a speaker, as shown.

### U.S. PATENT DOCUMENTS

### DESCRIPTION

D. 253,109	10/1979	Kashidaira	.....	D14/214
D. 255,794	7/1980	Rams	.....	D14/214
D. 263,394	3/1982	Szabo	.....	D14/214
D. 278,901	5/1985	Murphy	.....	D14/214
D. 282,255	1/1986	Ross	.....	D14/214
D. 315,737	3/1991	Hall	.....	D14/210
D. 324,686	3/1992	Strohbeen	.....	D14/214
4,214,645	7/1980	Plourde	.....	181/199

FIG. 1 is a perspective view of a speaker, showing my new design;

FIG. 2 is a front elevational view thereof;

FIG. 3 is a left side elevational view thereof;

FIG. 4 is a right side elevational view thereof;

FIG. 5 is a rear elevational view thereof;

FIG. 6 is a top plan view thereof; and,

FIG. 7 is a bottom plan view thereof.




FIG. 1




FIG. 2




FIG. 3




FIG.6

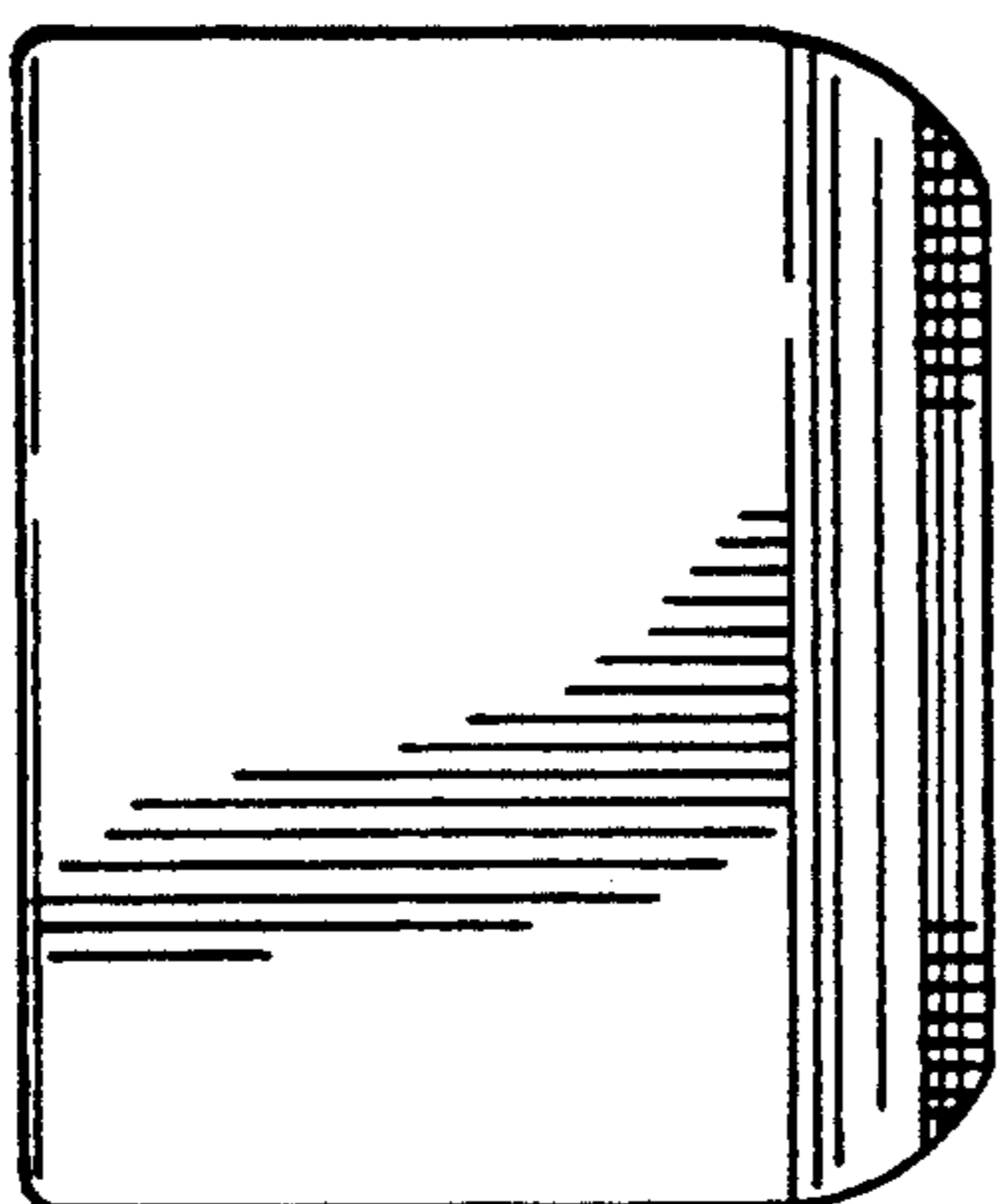


FIG.7

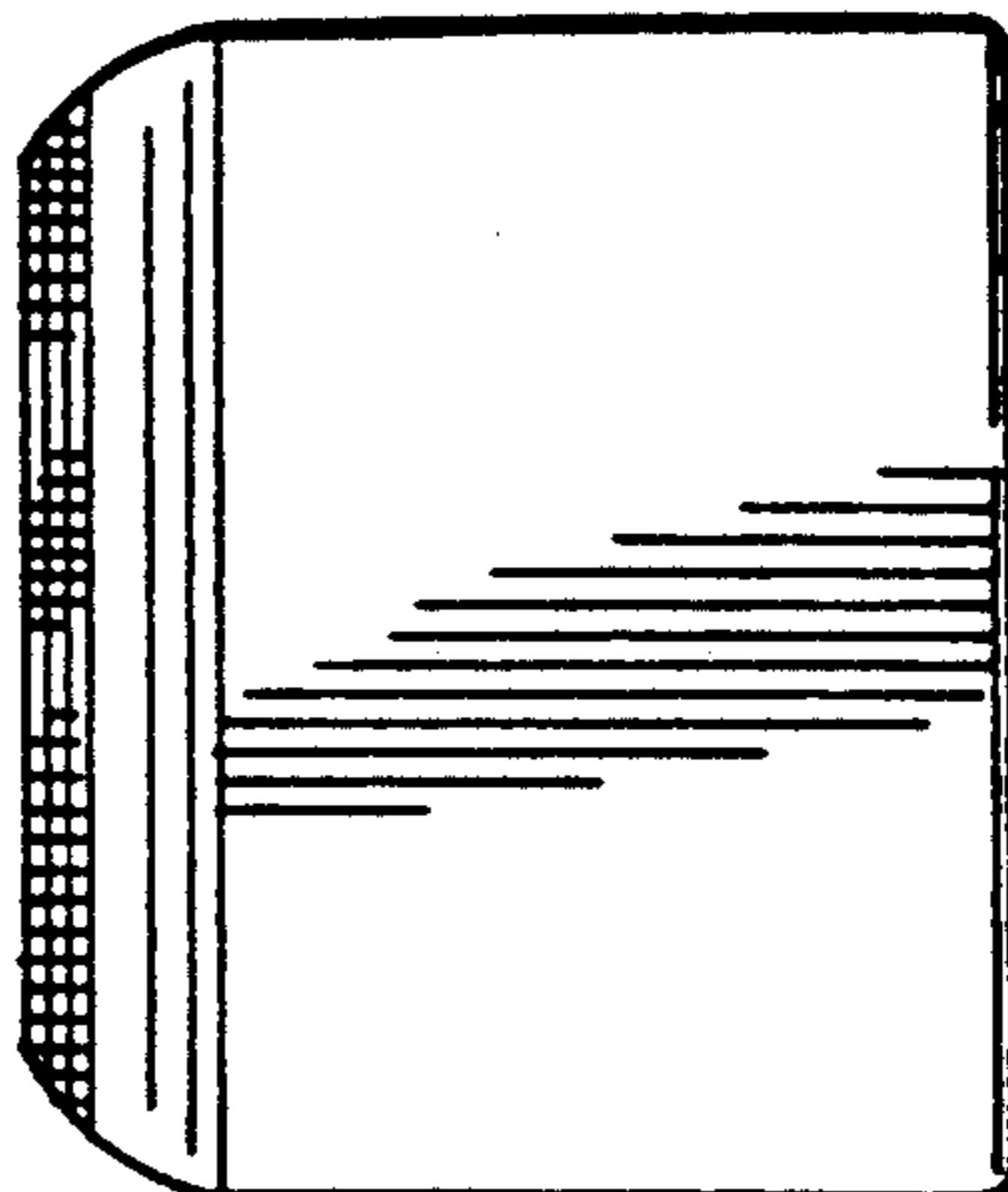


FIG.5

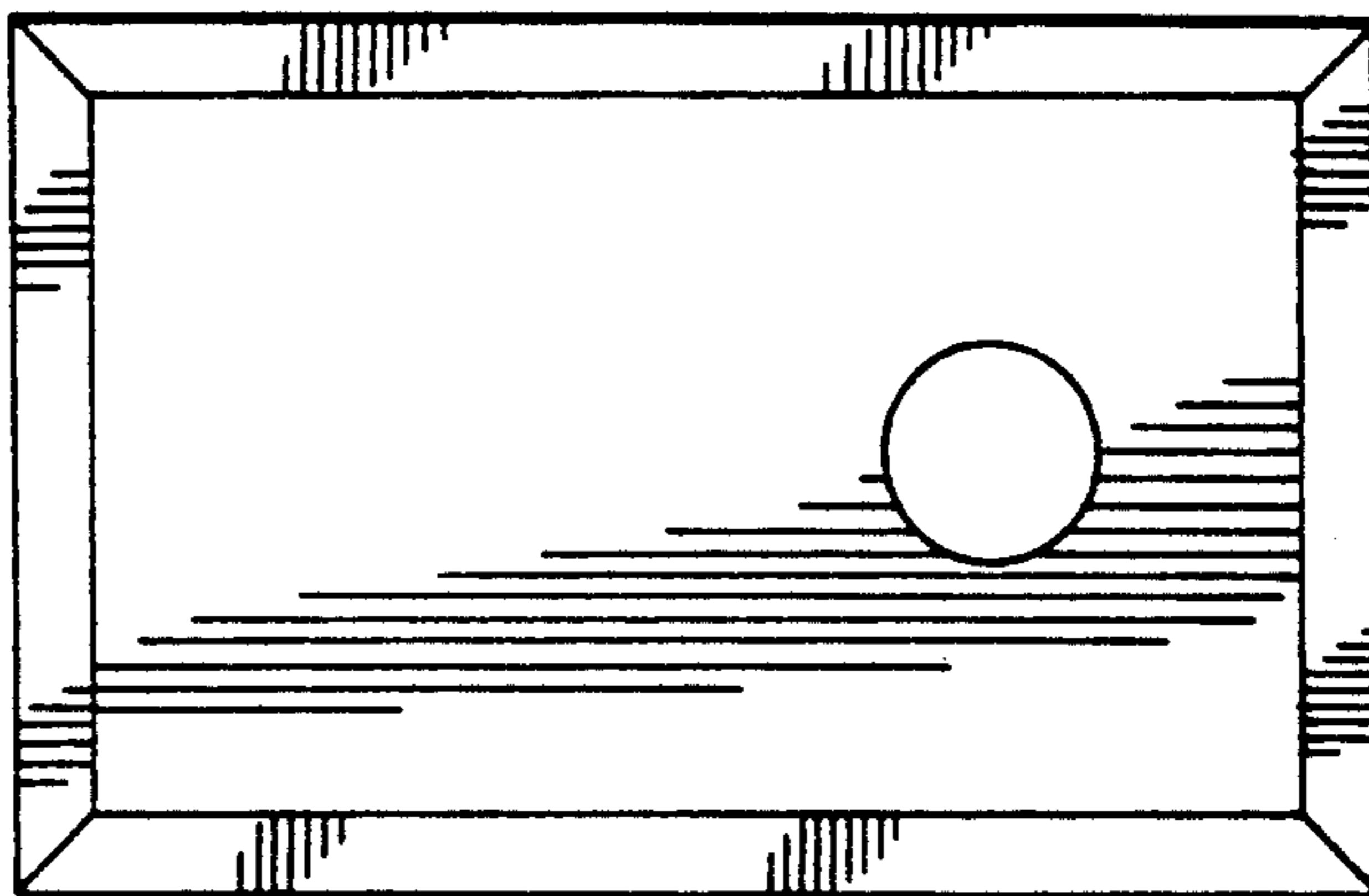


FIG.4

