



US00D340242S

United States Patent [19]

[11] Patent Number: **Des. 340,242**

Kurtz

[45] Date of Patent: **** Oct. 12, 1993**

[54] **WIRELESS BASESTATION**

[76] Inventor: **Michael Kurtz, #2-385 Chapel Street, Ottawa, Ontario, Canada, K1N 7Z5**

[**] Term: **14 Years**

[21] Appl. No.: **909,441**

[22] Filed: **Jul. 6, 1992**

[52] U.S. Cl. **D14/142; D14/137**

[58] Field of Search **D14/100, 107, 114, 137, D14/138, 140, 142, 149, 240, 248, 256; 379/419, 440, 441, 442, 58-61; D13/133, 184**

[56] **References Cited**

U.S. PATENT DOCUMENTS

- D. 104,109 4/1937 Judsen et al. D14/142
- D. 152,922 3/1949 Shipton D14/248
- D. 306,583 3/1990 Krolopp et al. D14/137

- D. 314,746 2/1991 Benjamin et al. D14/256 X
- D. 320,982 10/1991 Siddoway D14/137
- D. 325,733 4/1992 Suzuki et al. D14/137 X
- D. 328,069 7/1992 Langton D14/137 X
- D. 328,293 7/1992 Mak et al. D14/137

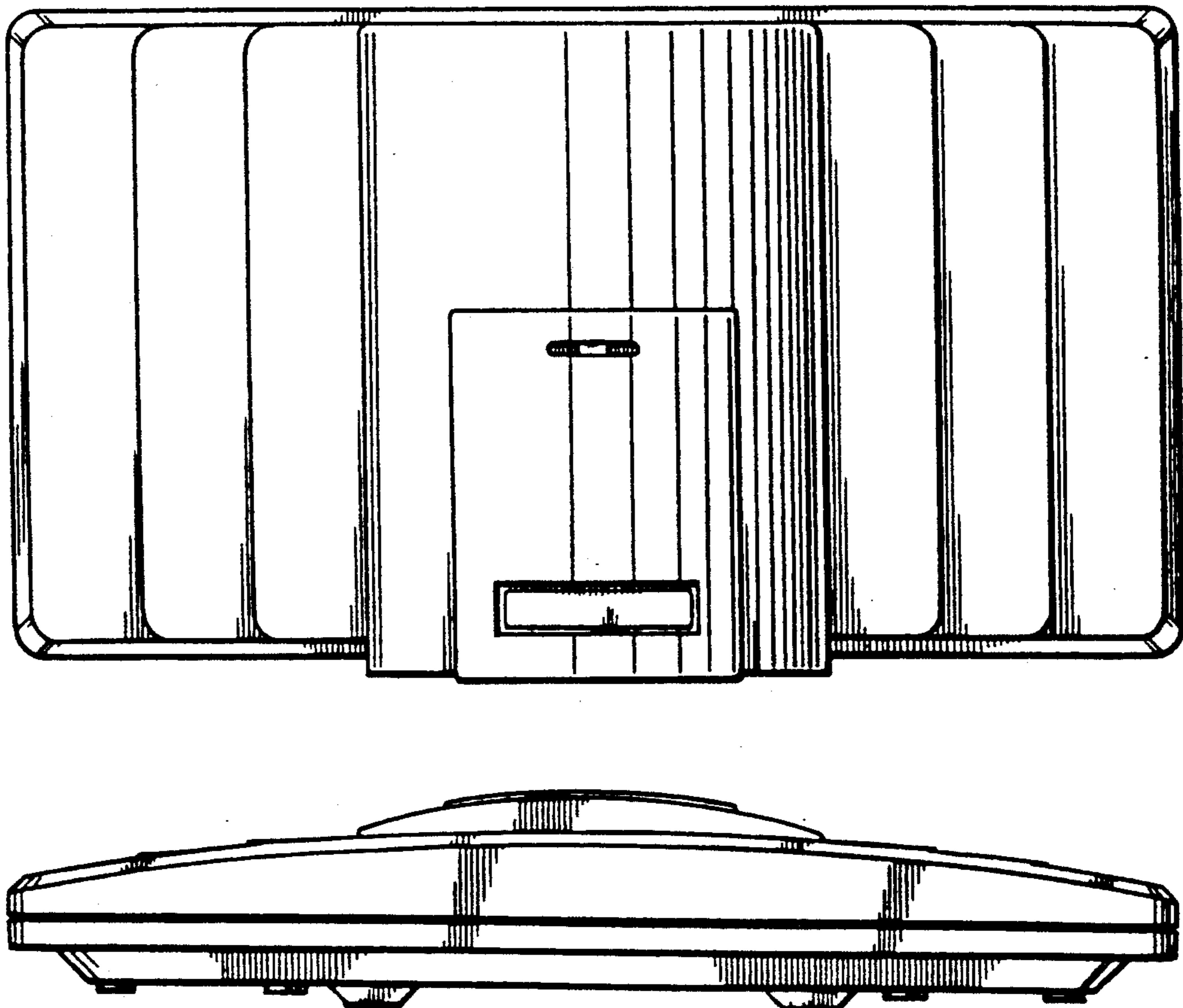
*Primary Examiner—Douglas, Alan P.
Assistant Examiner—Jeffrey Asch
Attorney, Agent, or Firm—R. J. Austin*

[57] **CLAIM**

The ornamental design for a wireless basestation, as shown and described.

DESCRIPTION

FIG. 1 is a front elevational view of a wireless basestation showing my new design;
FIG. 2 is a rear elevational view thereof;
FIGS. 3 and 4 are, respectively, bottom and top plan views thereof; and,
FIGS. 5 and 6 are, respectively, left and right side elevational views thereof.



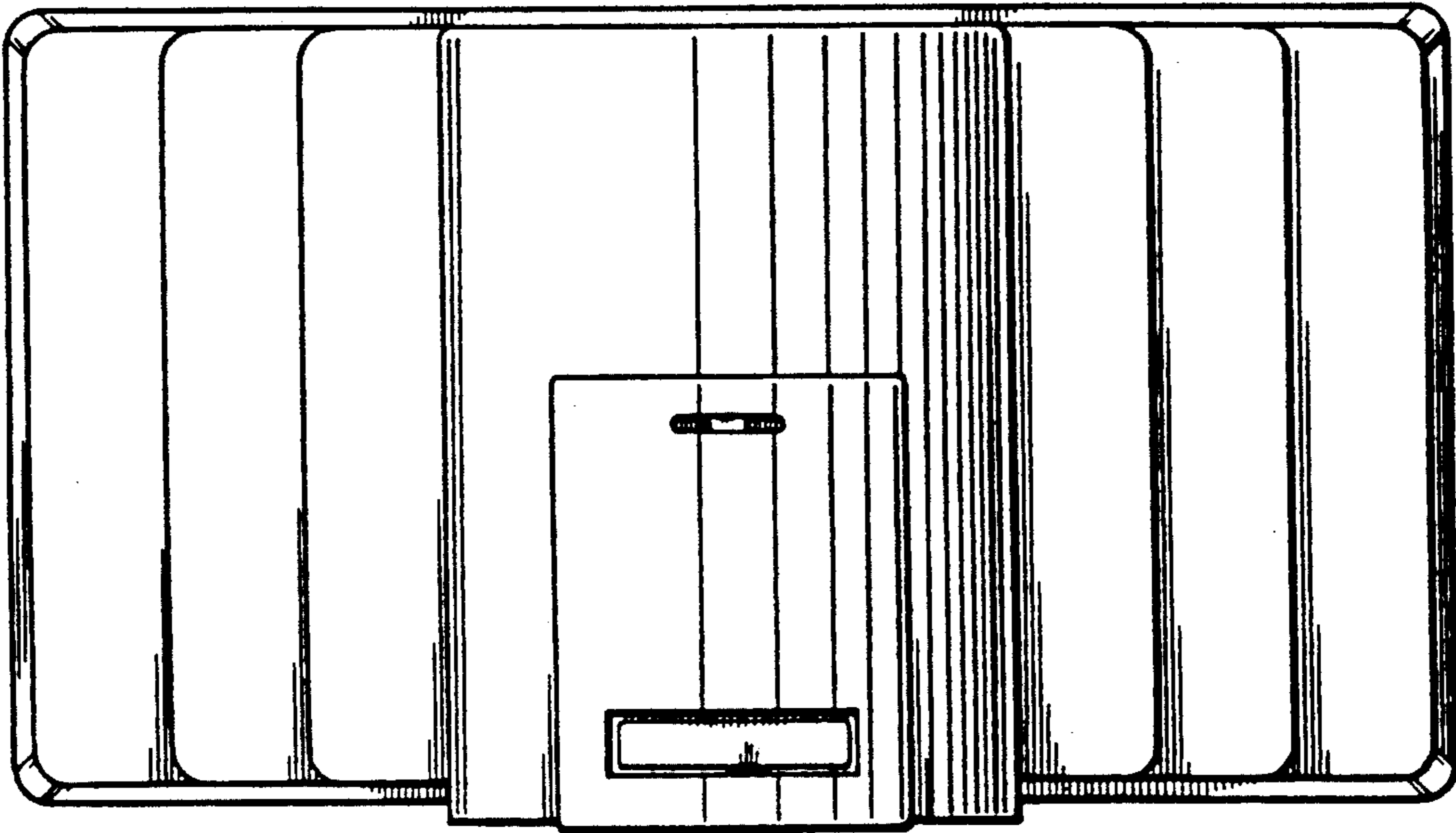


FIG. 1

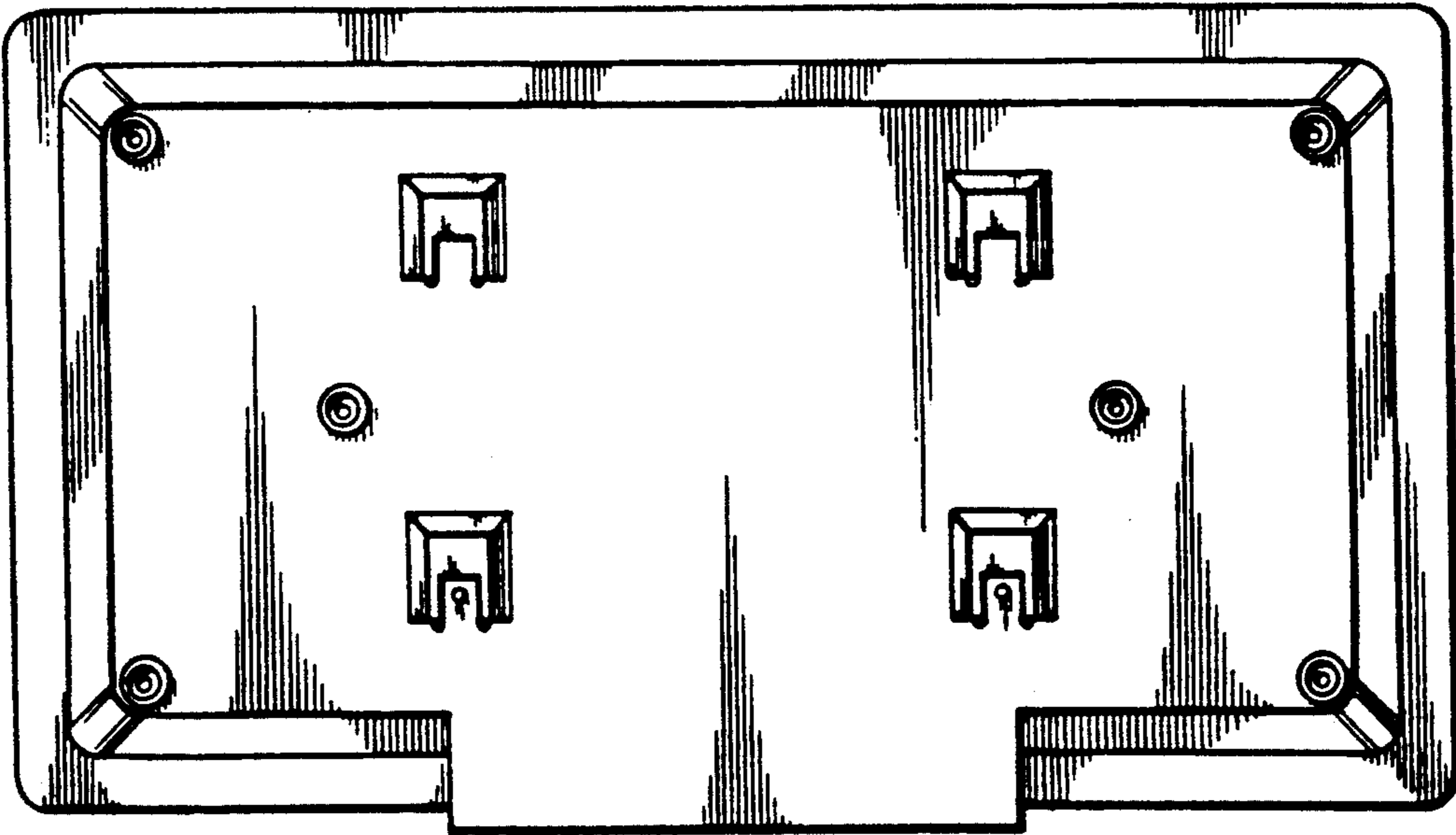


FIG. 2

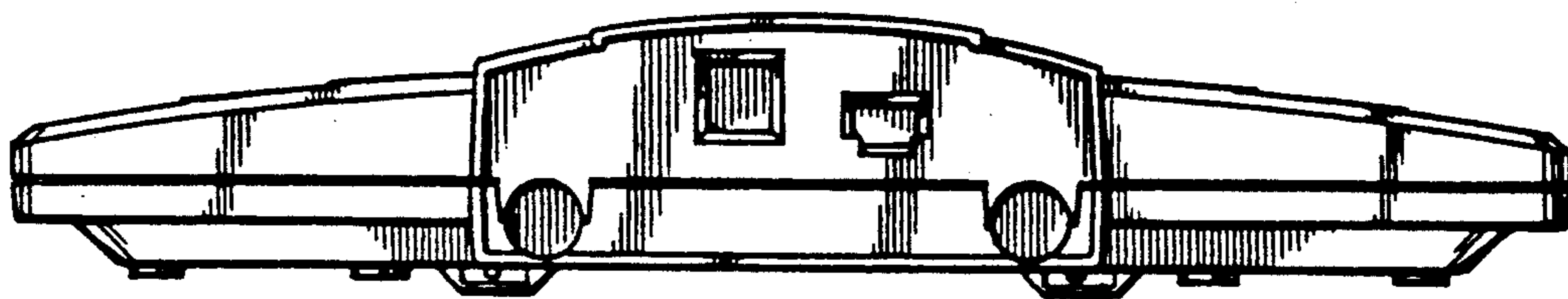


FIG. 3

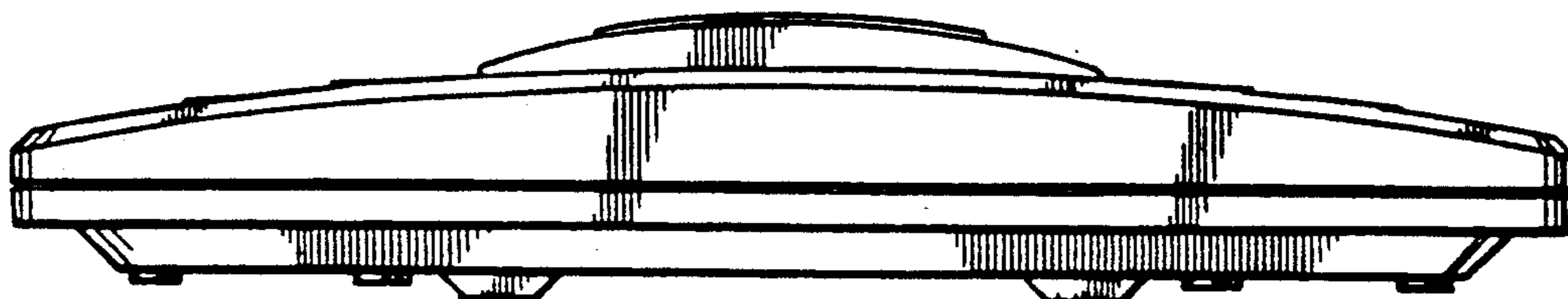


FIG. 4




FIG. 5




FIG. 6