



US00D340181S

United States Patent [19]

[11] Patent Number: **Des. 340,181**

Adams et al.

[45] Date of Patent: **** Oct. 12, 1993**

[54] **SUCTION CUP**

4,846,429 7/1989 Scheurer et al. .

[75] Inventors: **William E. Adams; Marc Peoples,**
both of Portersville, Pa.

OTHER PUBLICATIONS

[73] Assignee: **Adams Mfg. Corp.,** Portersville, Pa.

Adams Mfg. Catalog, Feb. 2, 1990, no page number,
suction cup, circled item in middle of page.
Confidential Price List of William B. Rudow, Inc.
Fastener Description Sheet of Adams Mfg.

[**] Term: **14 Years**

Primary Examiner—Wallace R. Burke

[21] Appl. No.: **754,125**

Assistant Examiner—H. Baynham

[22] Filed: **Sep. 3, 1991**

Attorney, Agent, or Firm—Buchanan Ingersoll; Lynn J.
Alstadt

[52] U.S. Cl. **D8/354**

[58] Field of Search **D8/349, 373, 354;**
248/205.8, 467

[57] **CLAIM**

[56] **References Cited**


The ornamental design for a suction cup, as shown and
described.

U.S. PATENT DOCUMENTS

DESCRIPTION

21,391	3/1940	Holden .	
D. 302,107	7/1989	Adams	D8/354
D. 327,215	6/1992	Pestone	D8/373
1,753,618	4/1930	Norbeck .	
1,783,861	12/1930	Thiem .	
2,131,687	9/1938	Kaplan .	
2,255,412	9/1941	Cohen .	
2,392,091	1/1946	Kieft .	
4,813,640	3/1989	Perentin	248/205.8

FIG. 1 is a perspective view of my suction cup;
FIG. 2 is a top plan view of my suction cup;
FIG. 3 is a bottom plan view of my suction cup;
FIG. 4 is a side view of my suction cup with the oppo-
site sides being mirror images thereof; and,
FIG. 5 is a longitudinal cross-sectional view thereof
taken along line V—V of FIG. 2.






Fig. 1

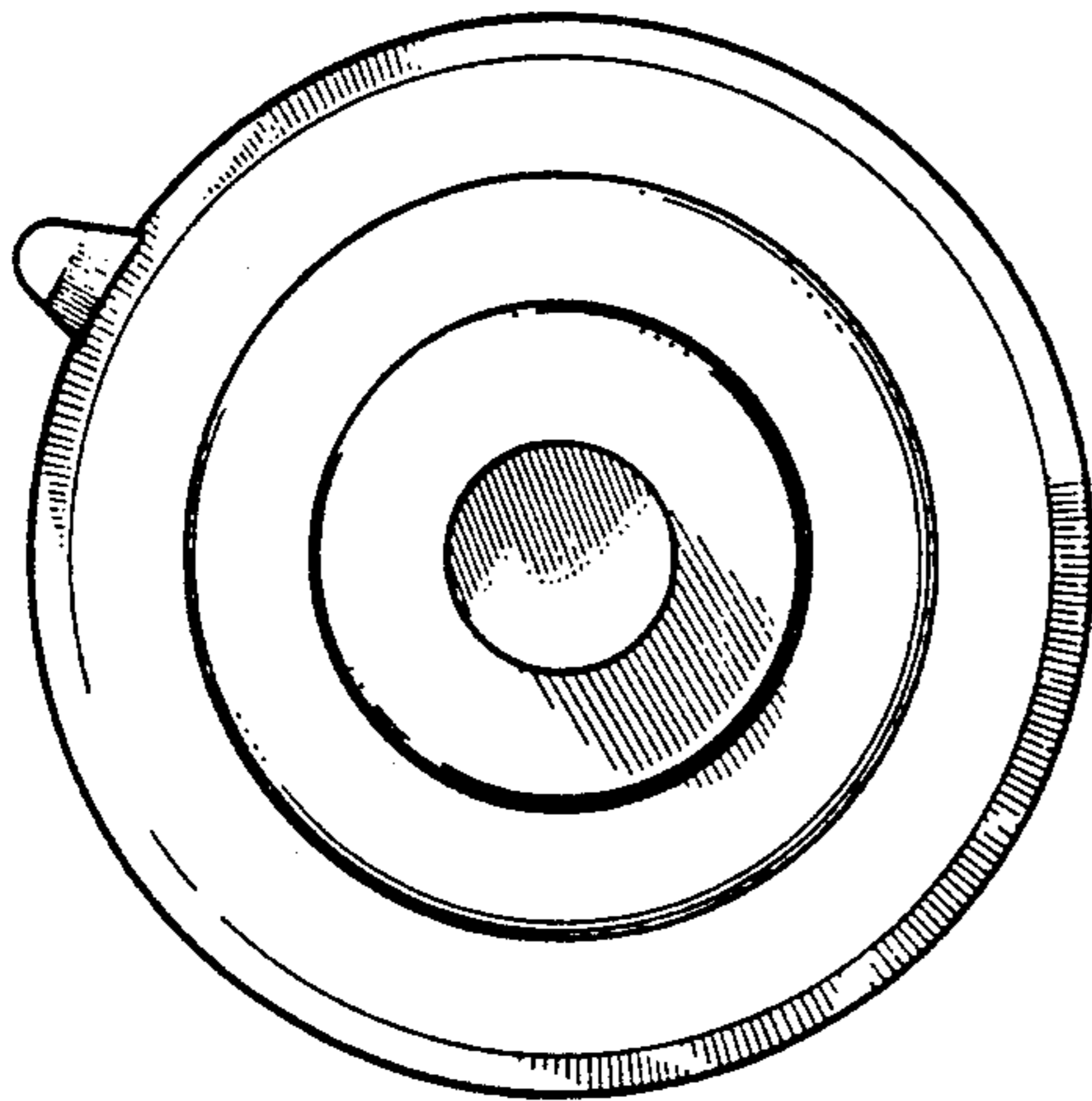


Fig. 2

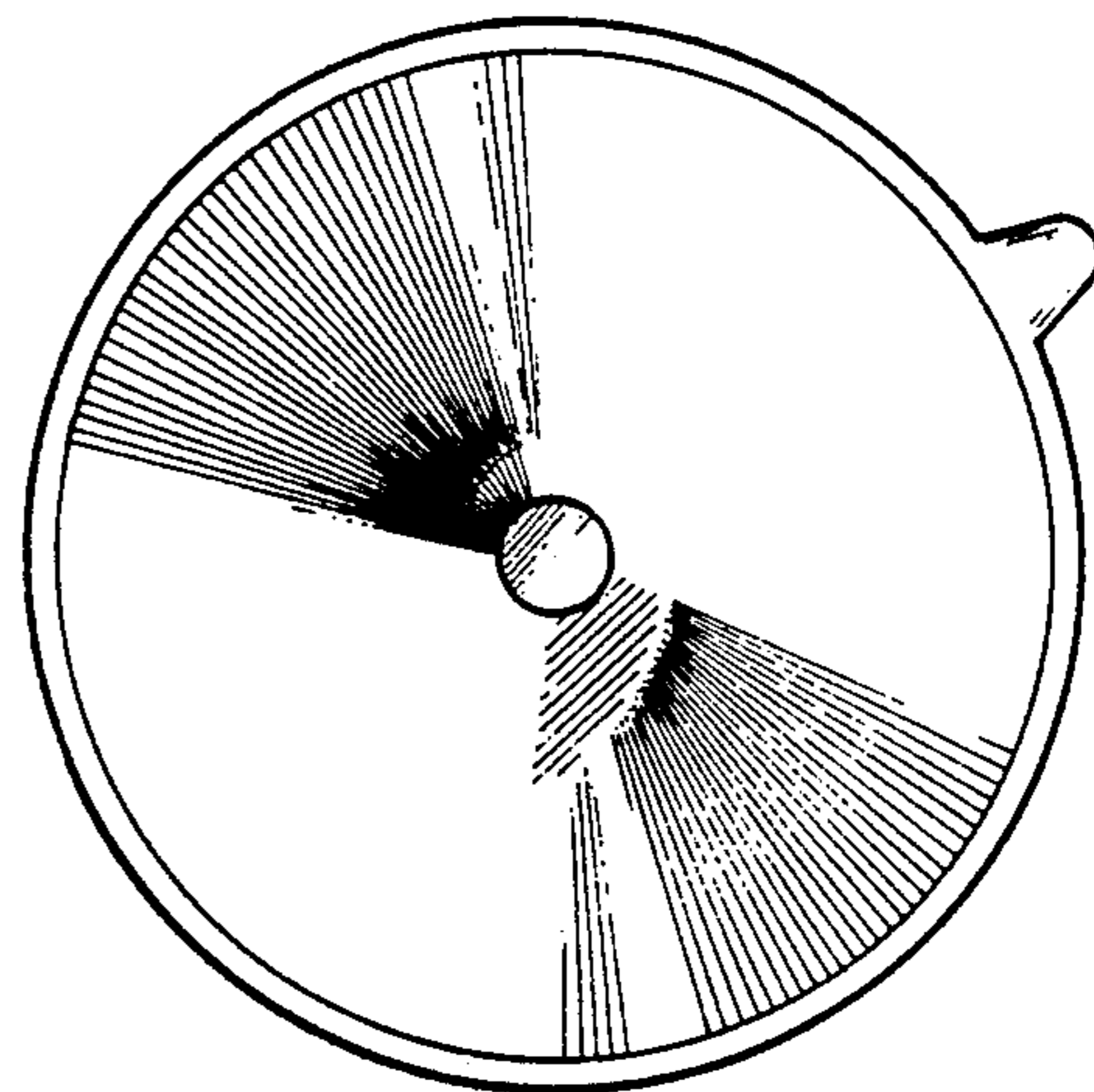


Fig. 3

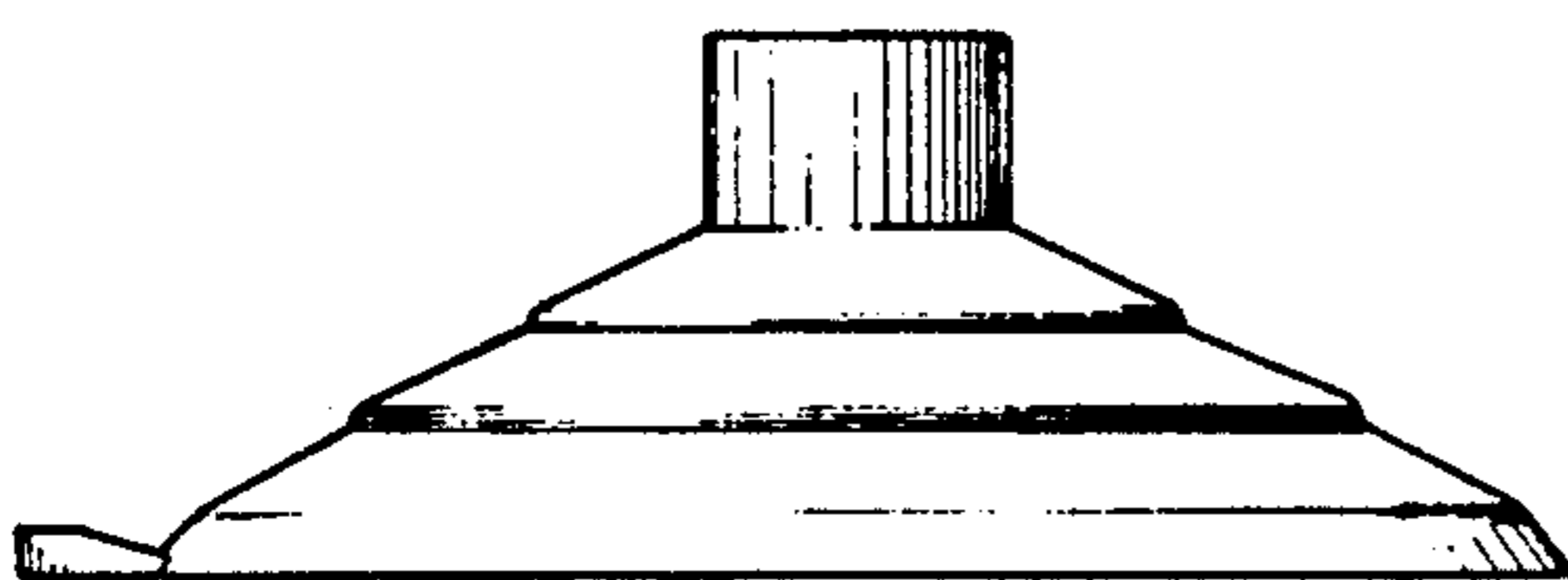


Fig. 4

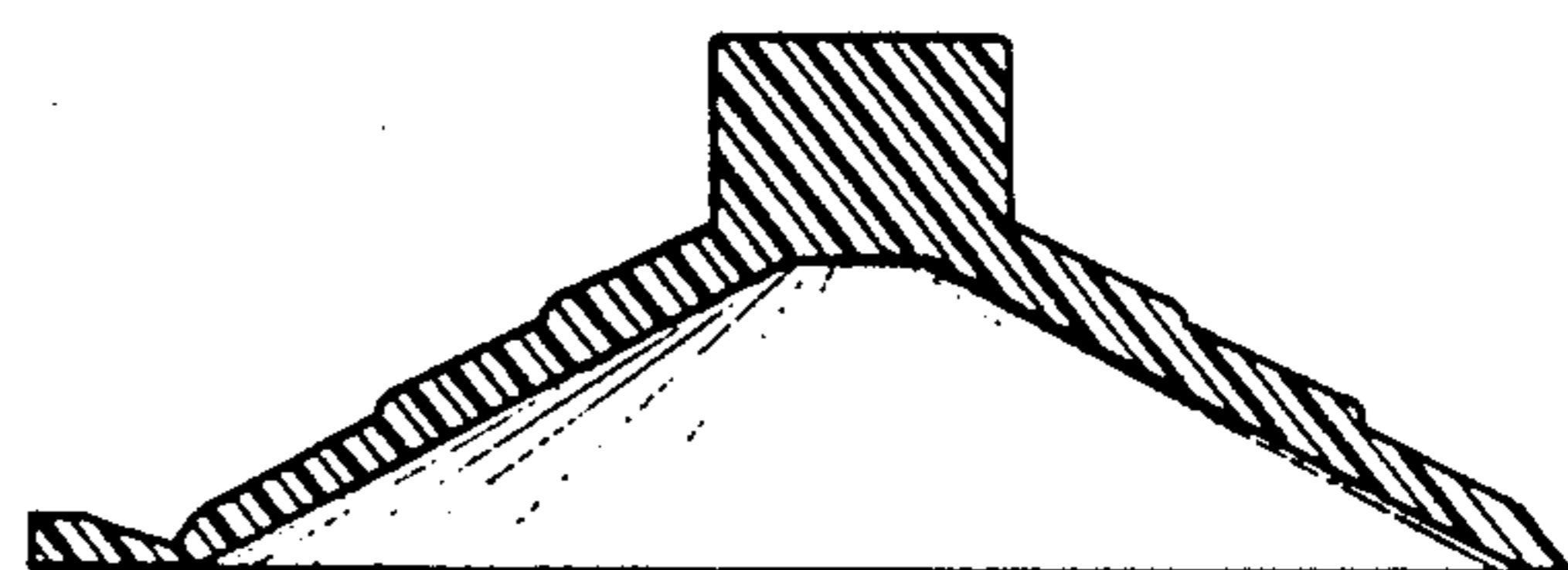


Fig. 5