



US00D340180S

# United States Patent [19]

[11] Patent Number: **Des. 340,180**

**Stellfox**

[45] Date of Patent: **\*\* Oct. 12, 1993**

[54] **TOGGLE SWITCH LOCKING DEVICE**

5,063,766 11/1991 Appelbaum ..... 70/455 X

[75] Inventor: **Ronald L. Stellfox, Fayetteville, N.C.**

*Primary Examiner*—Brian N. Vinson

[73] Assignee: **Monsanto Company, St. Louis, Mo.**

*Attorney, Agent, or Firm*—Senniger, Powers, Leavitt & Roedel

[\*\*] Term: **14 Years**

[57] **CLAIM**

[21] Appl. No.: **763,757**

The ornamental design for a toggle switch locking device, as shown and described.

[22] Filed: **Sep. 23, 1991**

[52] U.S. Cl. .... **D8/346**

[58] Field of Search ..... **D8/343, 346; 70/158, 70/431, 447-448, 455, DIG. 43, DIG. 56**

**DESCRIPTION**

[56] **References Cited**

**U.S. PATENT DOCUMENTS**

- D. 296,186 6/1988 Korn ..... D8/346
- 3,024,337 3/1962 Goudy et al. .... 70/158 X
- 3,263,462 8/1966 Suroff et al. .... 70/447

FIG. 1 is a perspective view of a toggle switch locking device showing my new design;

FIG. 2 is a front elevational view thereof;

FIG. 3 is a bottom plan view thereof;

FIG. 4 is a left side elevational view thereof;

FIG. 5 is a right side elevational view thereof;

FIG. 6 is a rear elevational view thereof; and,

FIG. 7 is a botom plan view thereof.

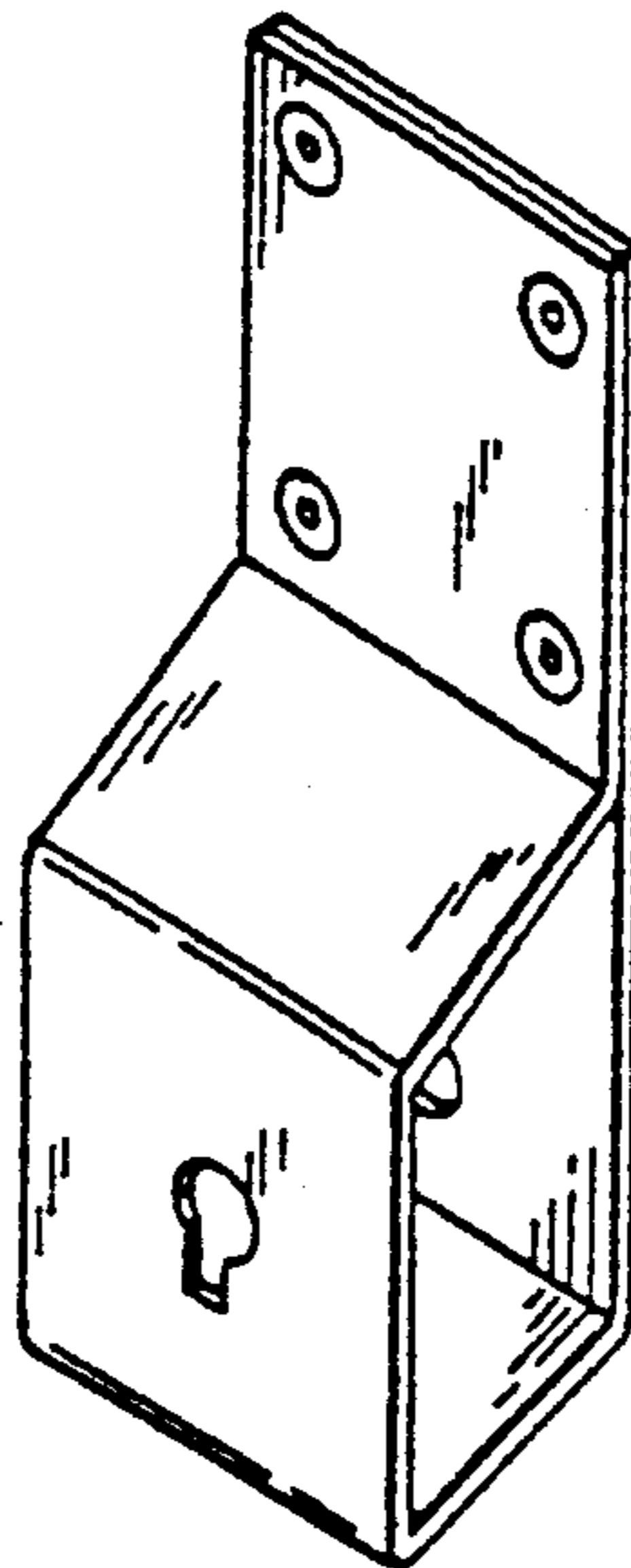


FIG. 2.

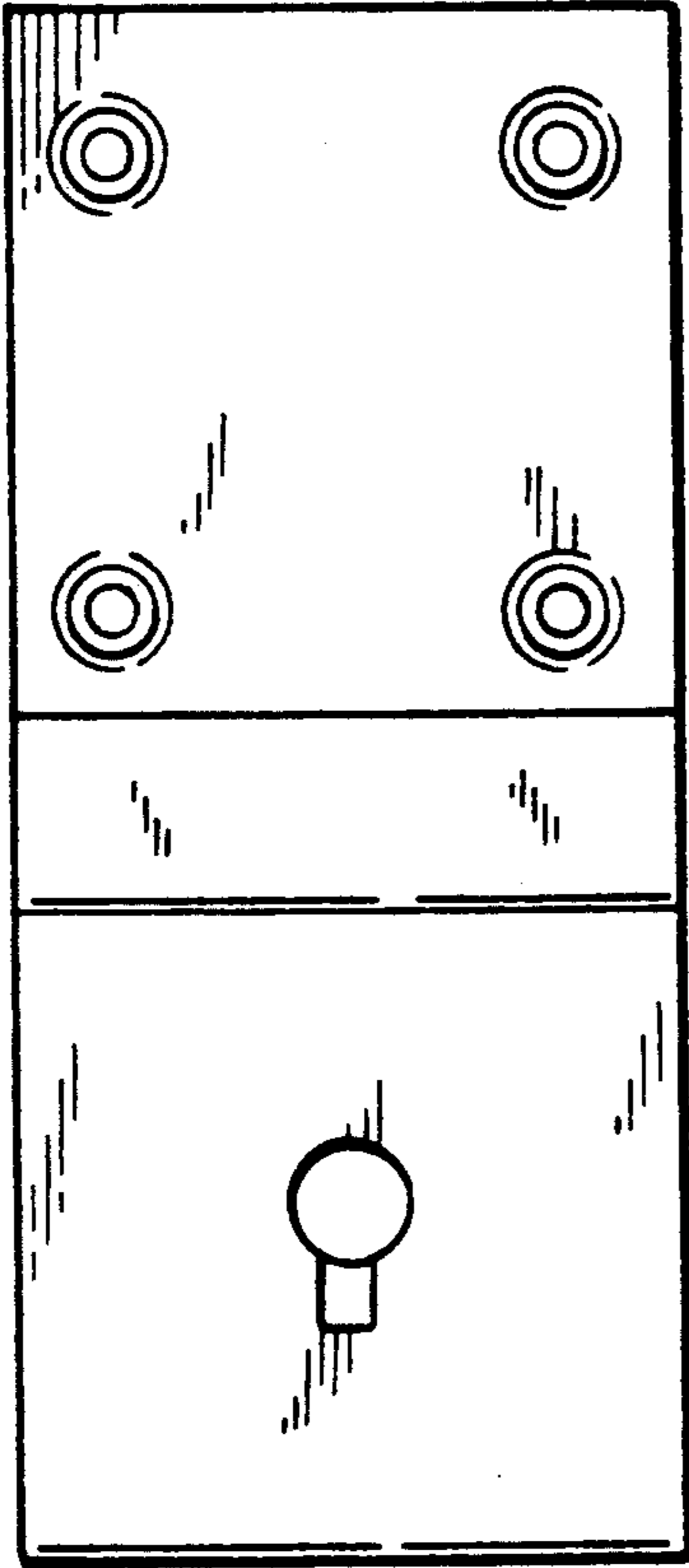


FIG. 1.




FIG. 3.

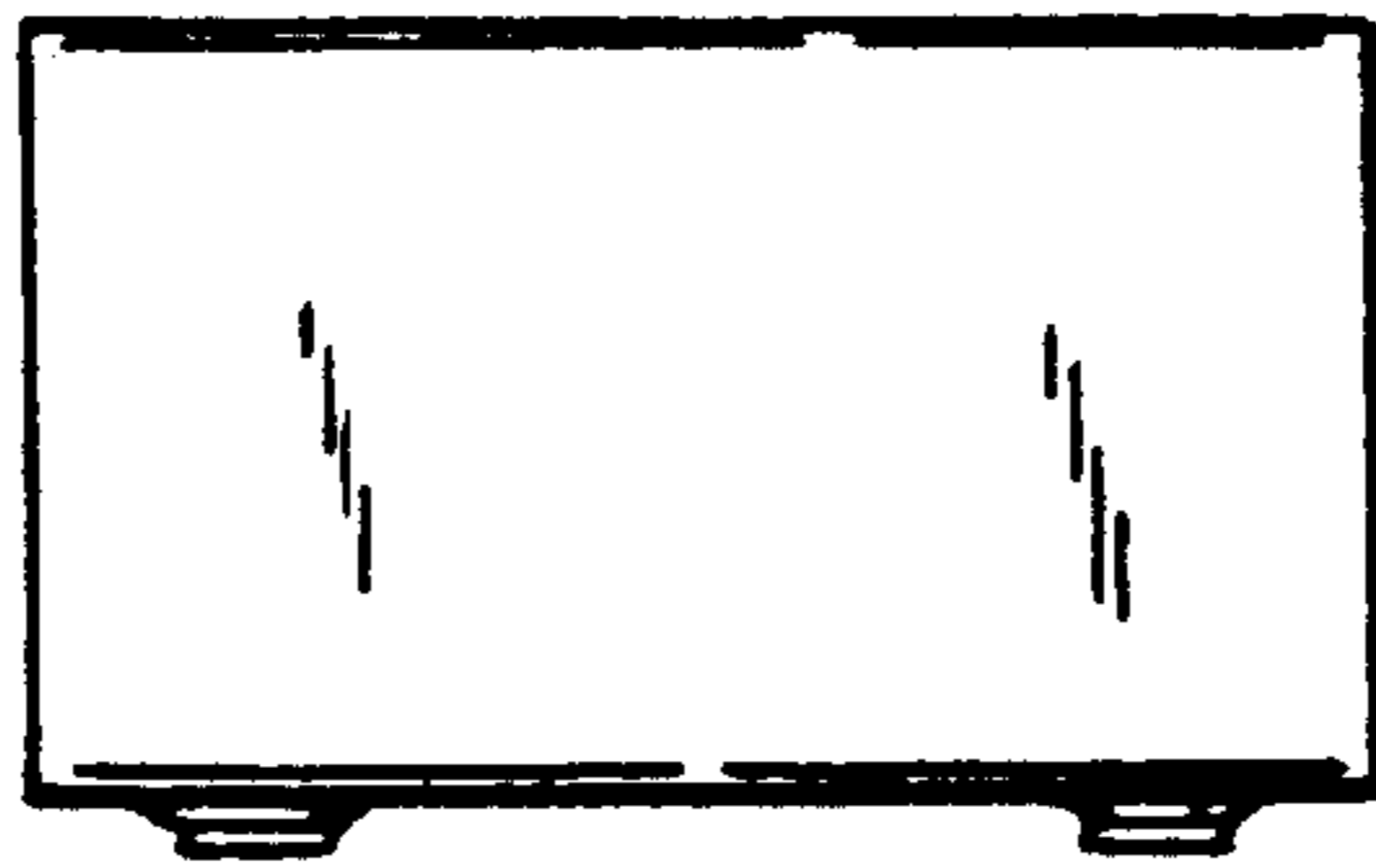


FIG. 7.

FIG. 6.

FIG. 4.

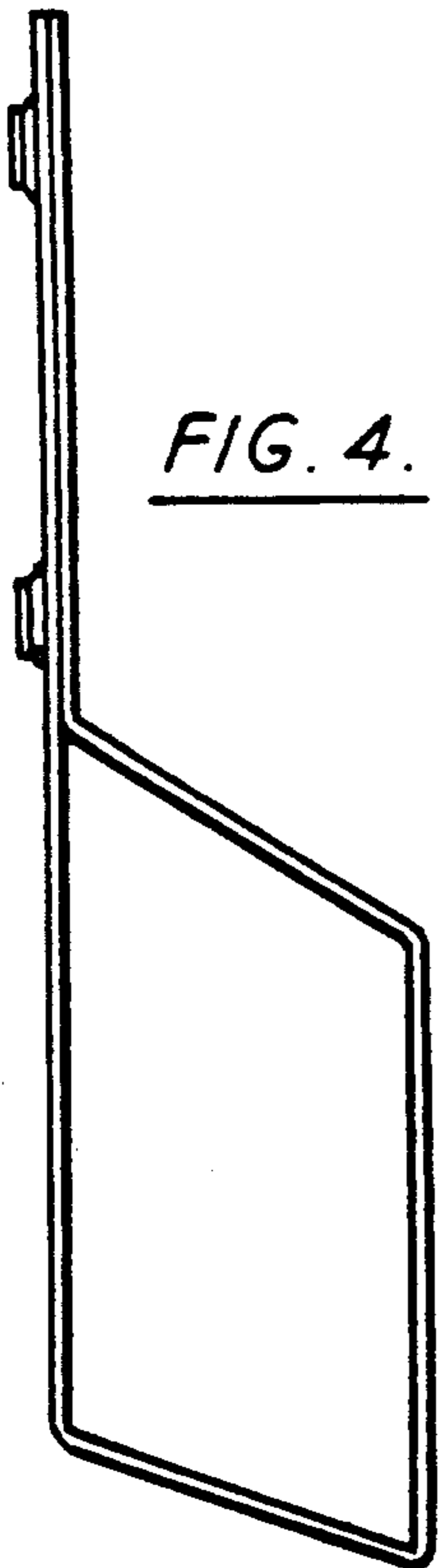


FIG. 5.

