



US00D340166S

United States Patent [19] Hanger

[11] Patent Number: **Des. 340,166**

[45] Date of Patent: **** Oct. 12, 1993**

[54] **SPORT CUP**

[76] Inventor: **Charles M. Hanger, 5828 Mills Rd., Indianapolis, Ind. 46241**

[**] Term: **14 Years**

[21] Appl. No.: **825,178**

[22] Filed: **Jan. 24, 1992**

[52] U.S. Cl. **D7/533; D7/514; D7/518**

[58] Field of Search **D7/507, 509, 510, 511, D7/512, 518, 521, 533, 536, 300, 598, 312, 316, 317, 318, 514; 220/771, 738, 737; 215/12.1**

[56] **References Cited**

U.S. PATENT DOCUMENTS

- D. 38,969 12/1907 Buskey D7/521
- D. 47,216 4/1915 Borden D7/521
- D. 214,458 6/1969 Riley D7/507
- D. 215,168 9/1969 Beckman D7/318

- D. 217,899 6/1970 Lawton D7/318 X
- D. 222,628 11/1971 Beckman D7/533
- D. 292,464 10/1987 Petrsek D7/536
- 2,355,010 8/1944 Pera D7/536 X

Primary Examiner—Alan P. Douglas
Assistant Examiner—M. N. Pandozzi
Attorney, Agent, or Firm—Hugh E. Smith

[57] **CLAIM**

The ornamental design for a sport cup, as shown and described.

DESCRIPTION

FIG. 1 is a front elevational view of the sport cup showing my new design;
FIG. 2 is a rear elevational view thereof;
FIG. 3 is a left side elevational view thereof;
FIG. 4 is a right side elevational view thereof;
FIG. 5 is a top plan view thereof;
FIG. 6 is a bottom plan view thereof; and,
FIG. 7 is an isometric view thereof.




FIG. 1




FIG. 2




FIG. 3




FIG. 4




FIG. 5

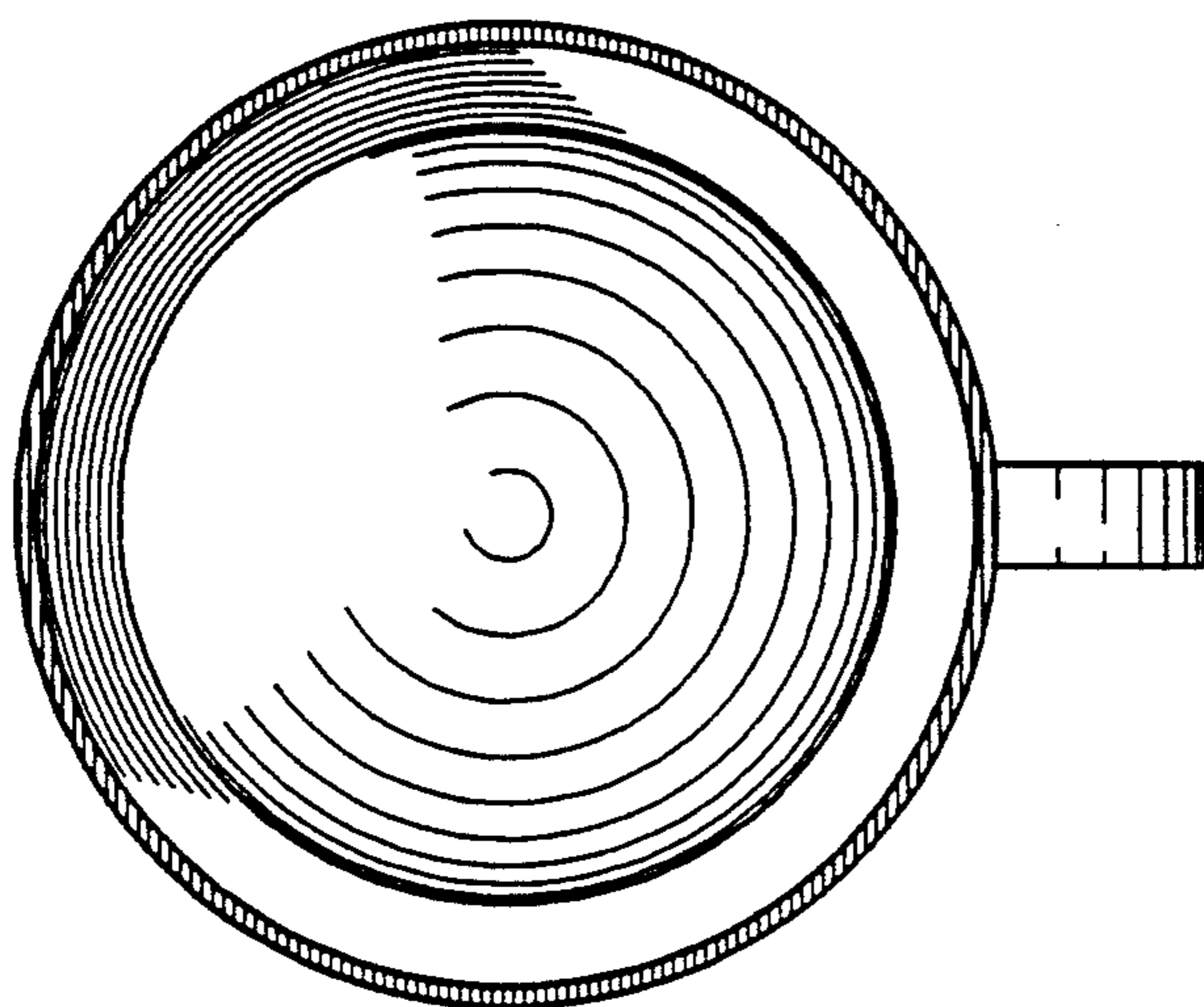


FIG. 6

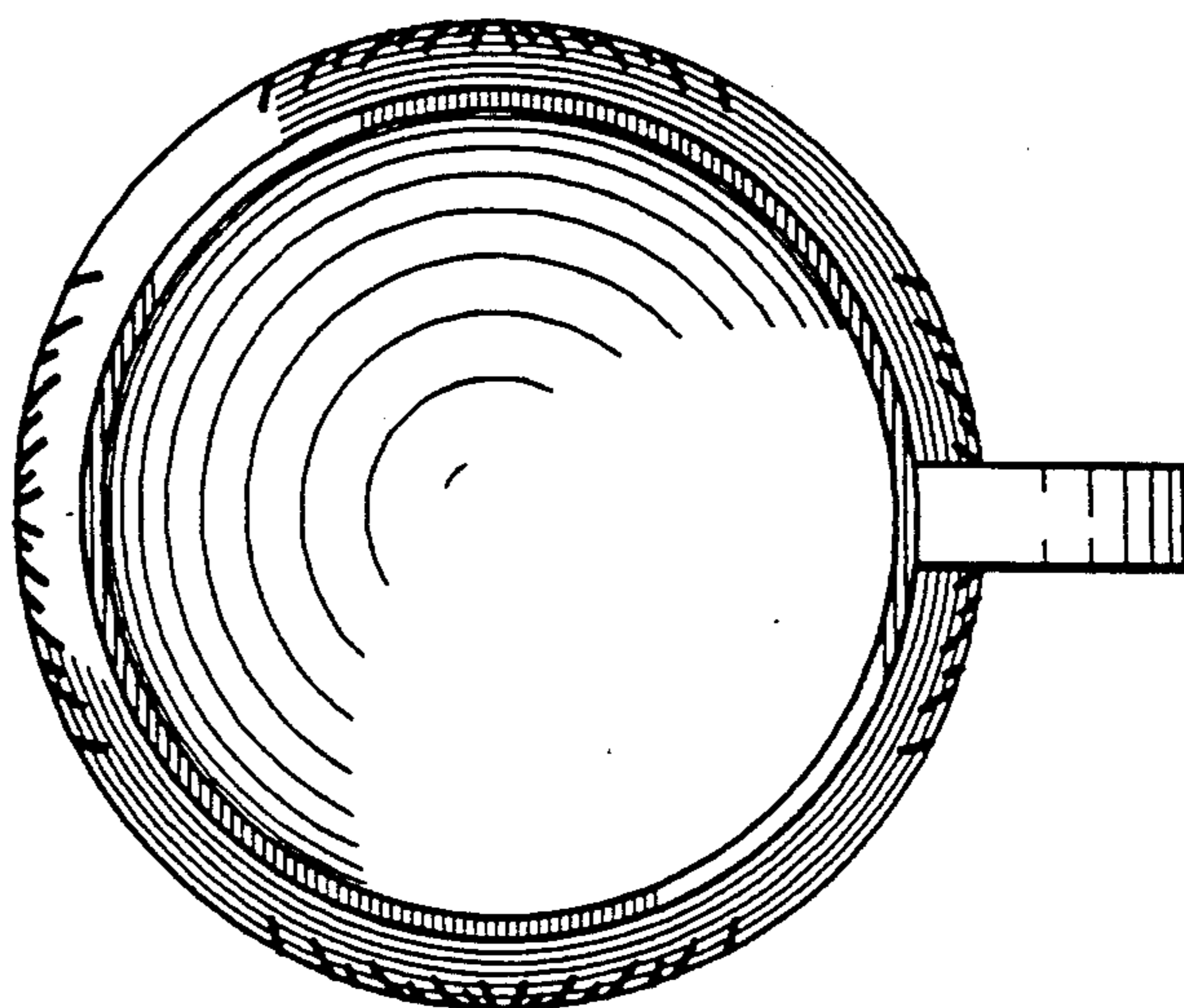


FIG. 7

