



US00D340155S

# United States Patent [19]

[11] Patent Number: **Des. 340,155**

**Koziol**

[45] Date of Patent: **\*\* Oct. 12, 1993**

[54] STORAGE STAND FOR COMPACT DISCS

D. 208,905 10/1967 Gregoire ..... D25/5  
D. 265,148 6/1982 Dwyhalo ..... D6/407  
3,010,290 11/1961 Fredrick ..... D6/450

[75] Inventor: **Stephan Koziol, Erbach/Odenwald, Fed. Rep. of Germany**

### OTHER PUBLICATIONS

[73] Assignee: **Koziol Geschenkartikel GmbH, Erbach/Odenwald, Fed. Rep. of Germany**

Domas Feb. 1986; p. 23 "South Ferry Plaza" Bldg. lower center of page.

[\*\*] Term: **14 Years**

Potpurri-Holiday, 1992 p. 79 Item #91212 "CD Tower" lower right hand corner of page.

[21] Appl. No.: **825,860**

*Primary Examiner*—A. Hugo Word

*Assistant Examiner*—Celia A. Murphy

[22] Filed: **Jan. 27, 1992**

*Attorney, Agent, or Firm*—Michael J. Striker

[30] Foreign Application Priority Data

### [57] CLAIM

Jul. 27, 1991 [DE] Fed. Rep. of Germany ... M9105223

The ornamental design for a storage stand for compact discs, as shown and described.

[52] U.S. Cl. .... **D6/450**

[58] Field of Search ..... D3/30.1, 35, 74, 99;  
D6/407, 450, 455, 457; D9/529; D25/1, 5, 6;  
211/40, 41

### DESCRIPTION

[56] References Cited

#### U.S. PATENT DOCUMENTS

D. 51,942 4/1918 Raalte ..... D6/455  
D. 77,742 2/1929 Corotneff ..... D9/529  
D. 91,044 11/1933 Urbanek ..... D25/6

FIG. 1 is a front elevational view of a storage stand for compact discs showing my new design;

FIG. 2 is a rear elevational view thereof;

FIG. 3 is a side elevational view thereof, both sides being identical;

FIG. 4 is a rear elevational view thereof; and,

FIG. 5 is a top plan view thereof, the bottom being planar and unadorned.

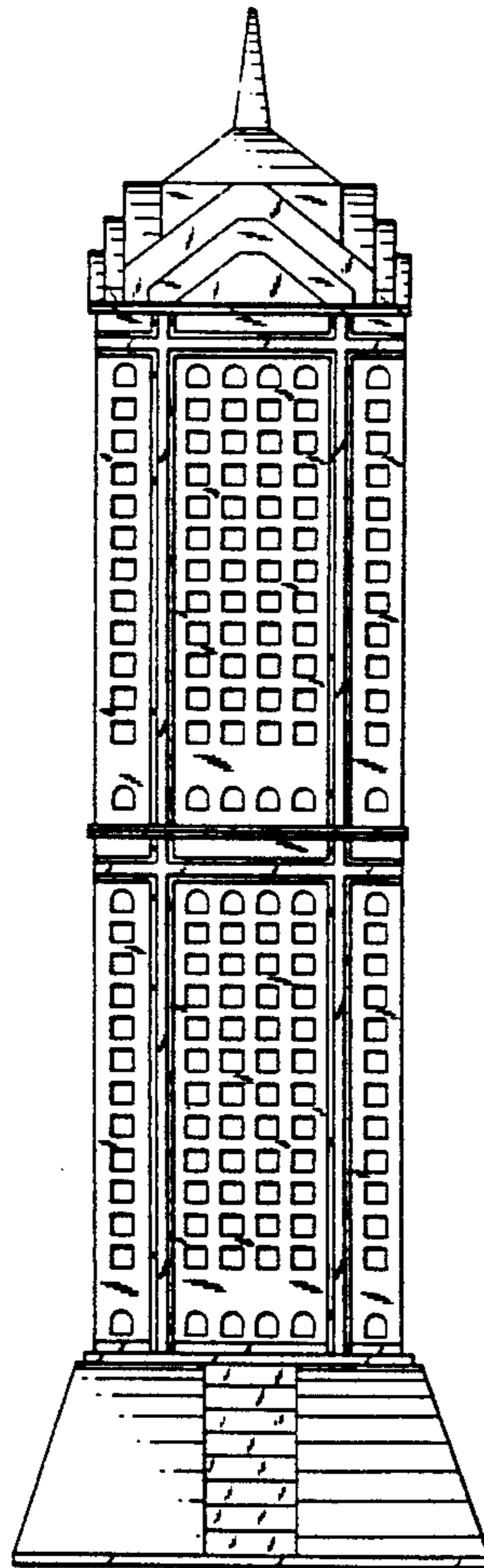


FIG. 1


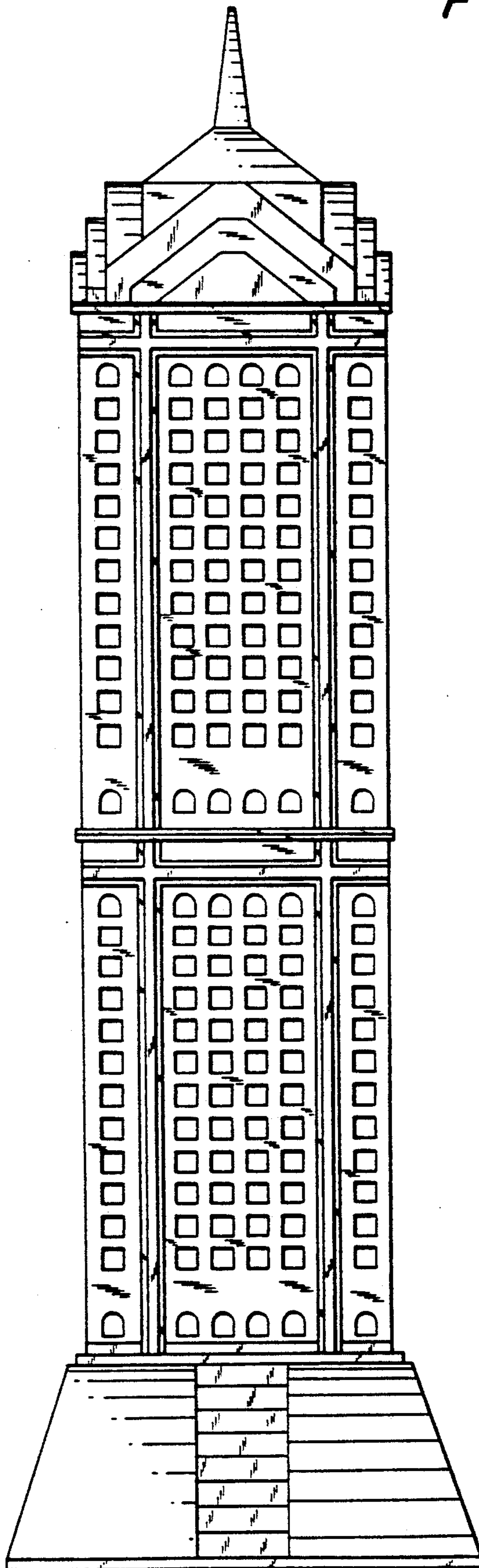


FIG. 2



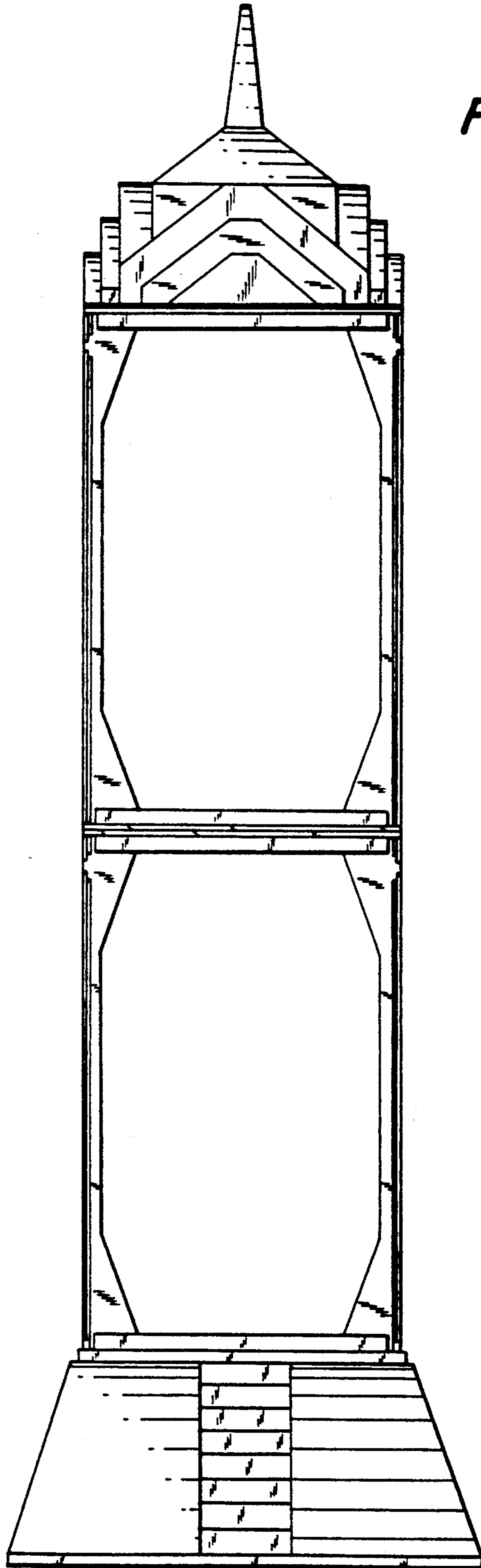
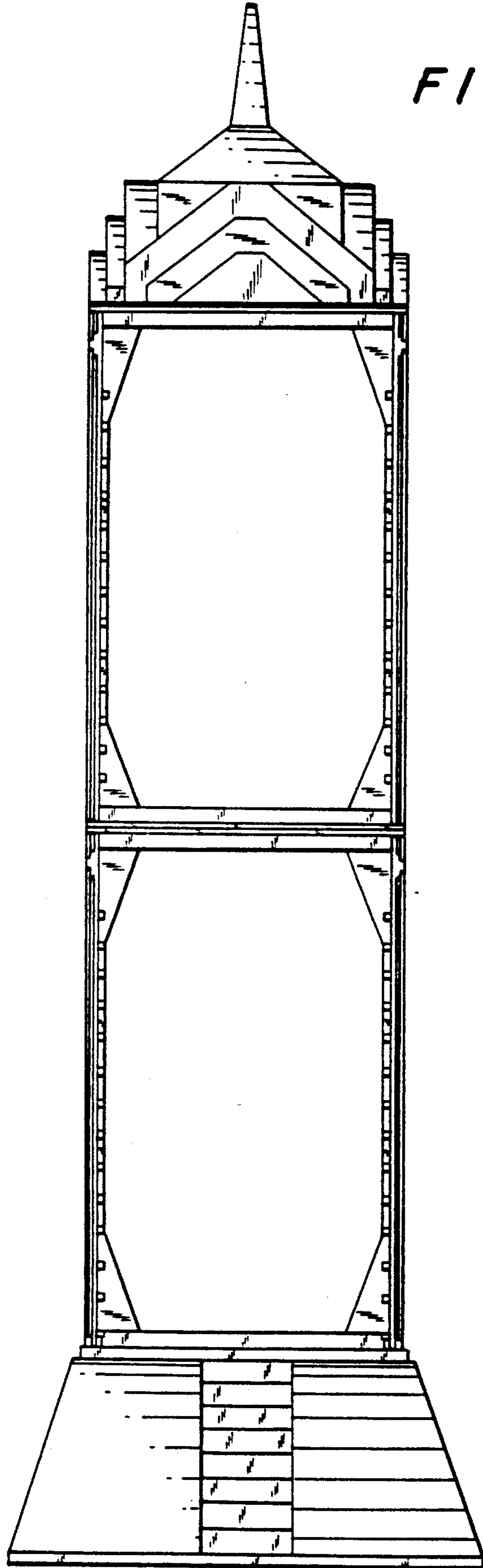


FIG. 3

FIG. 4





*FIG. 5*

