



US00D340143S

# United States Patent [19] Caldwell

[11] Patent Number: Des. 340,143  
[45] Date of Patent: \*\* Oct. 12, 1993

[54] CHAIR

[76] Inventor: John Caldwell, 1829 Warwick Rd.,  
San Marino, Calif. 91108

[\*\*] Term: 14 Years

[21] Appl. No.: 705,163

[22] Filed: May 23, 1991

[52] U.S. Cl. .... D6/370; D6/373;  
D6/379

[58] Field of Search ..... D6/334, 369, 370, 371,  
D6/373, 374, 375, 379, 380, 500, 501, 502;  
297/422, 445

[56] References Cited

## U.S. PATENT DOCUMENTS

D. 164,619	9/1951	Bargen	.....	D6/375
D. 222,450	10/1971	Brook	.....	D6/373
D. 239,890	5/1976	Oyeda	.....	D6/373
D. 255,962	7/1980	Wilson	.....	D6/373 X
D. 266,716	11/1982	Caldwell	.....	D6/373
D. 282,699	2/1986	Arthur, Jr.	.....	D6/373

D. 329,338 9/1992 Komai et al. .... D6/370  
D. 332,355 1/1993 Maruya et al. .... D6/379 X

## OTHER PUBLICATIONS

Lakeland Mills, ®1983, back page, 21200 Lounge  
Chair at mid-page right.


Primary Examiner—Alan P. Douglas  
Assistant Examiner—Gary D. Watson  
Attorney, Agent, or Firm—Donald D. Mon

[57] CLAIM

The ornamental design for a chair, as shown and de-  
scribed.

## DESCRIPTION

FIG. 1 is a front perspective view of the presently-  
preferred chair according to this invention;  
FIG. 2 is a rear perspective view of the chair of FIG. 1;  
FIG. 3 is a front elevation of the chair of FIG. 1;  
FIG. 4 is a rear elevation of the chair of FIG. 1;  
FIG. 5 is a left side view of FIG. 3, the right side view  
being its mirror image; and,  
FIG. 6 is a top view of FIG. 1.






FIG. 1




FIG. 2

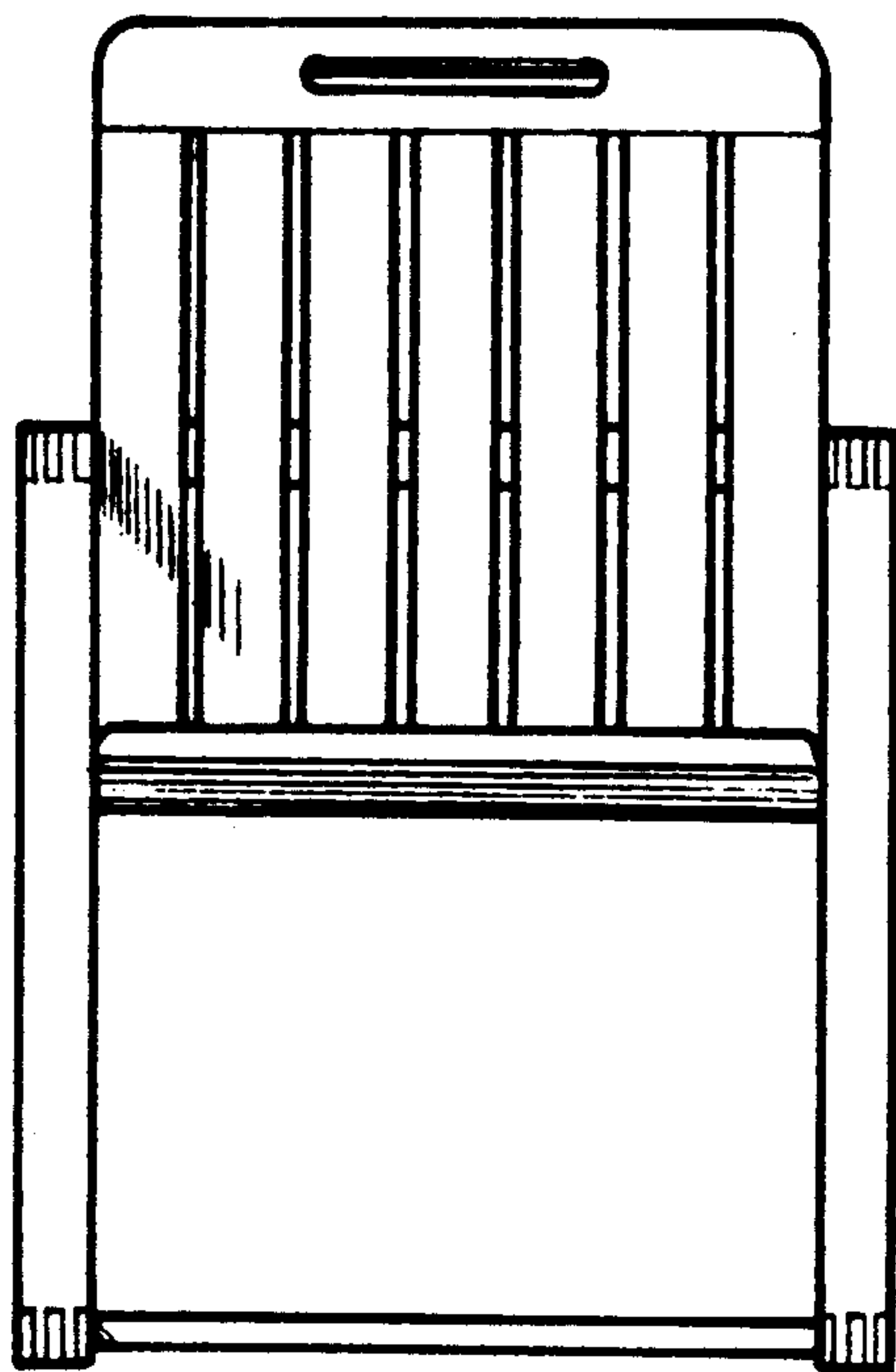


FIG. 3

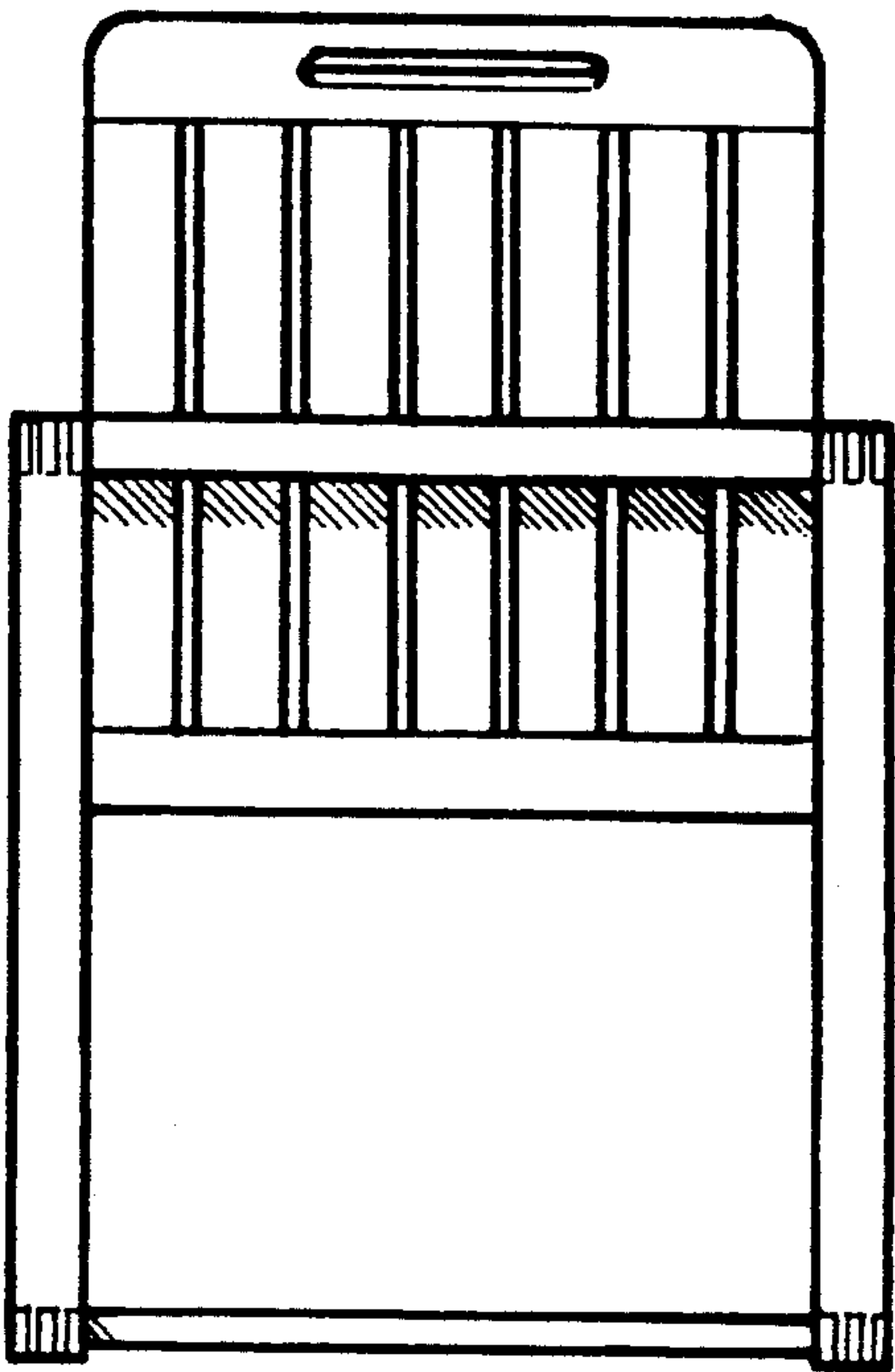


FIG. 4




FIG. 5




FIG. 6