



US00D340126S

United States Patent [19]

[11] Patent Number: **Des. 340,126**

Agnew et al.

[45] Date of Patent: **** Oct. 12, 1993**

[54] **SHOE UPPER**

[75] Inventors: **James Agnew, Lakeview Terrace;
Robert Byrne, Hermosa Beach, both
of Calif.**

[73] Assignee: **L. A. Gear, Inc., Santa Monica, Calif.**

[**] Term: **14 Years**

[21] Appl. No.: **770,947**

[22] Filed: **Oct. 4, 1991**

[52] U.S. Cl. **D2/314; D2/310**

[58] Field of Search **D2/264, 265, 308-314;
36/45, 83, 84, 89, 100-107, 112-115, 132, 136**

[56] **References Cited**

U.S. PATENT DOCUMENTS

- D. 298,882 12/1988 Selbiger D2/314
- D. 299,083 12/1988 Tong et al. D2/314
- D. 300,181 3/1989 Jimenez D2/314

- D. 304,516 11/1989 Selbiger et al. D2/314
- D. 307,974 5/1990 McKinstry D2/314
- D. 313,498 1/1991 Aveni D2/314
- D. 315,055 3/1991 Rogers et al. D2/314

Primary Examiner—Louis S. Zarfaz
Attorney, Agent, or Firm—Don C. Lawrence


[57] **CLAIM**

The ornamental design for a shoe upper, as shown and described.

DESCRIPTION

FIG. 1 is a medial side elevational view of the shoe upper of the present invention;
 FIG. 2 is a top plan view thereof;
 FIG. 3 is a lateral side elevational view thereof;
 FIG. 4 is a front elevational view thereof; and,
 FIG. 5 is a rear elevational view thereof.

The broken line showing of a shoe sole is for environmental purposes only and forms no part of the claimed design.






Fig. 1.

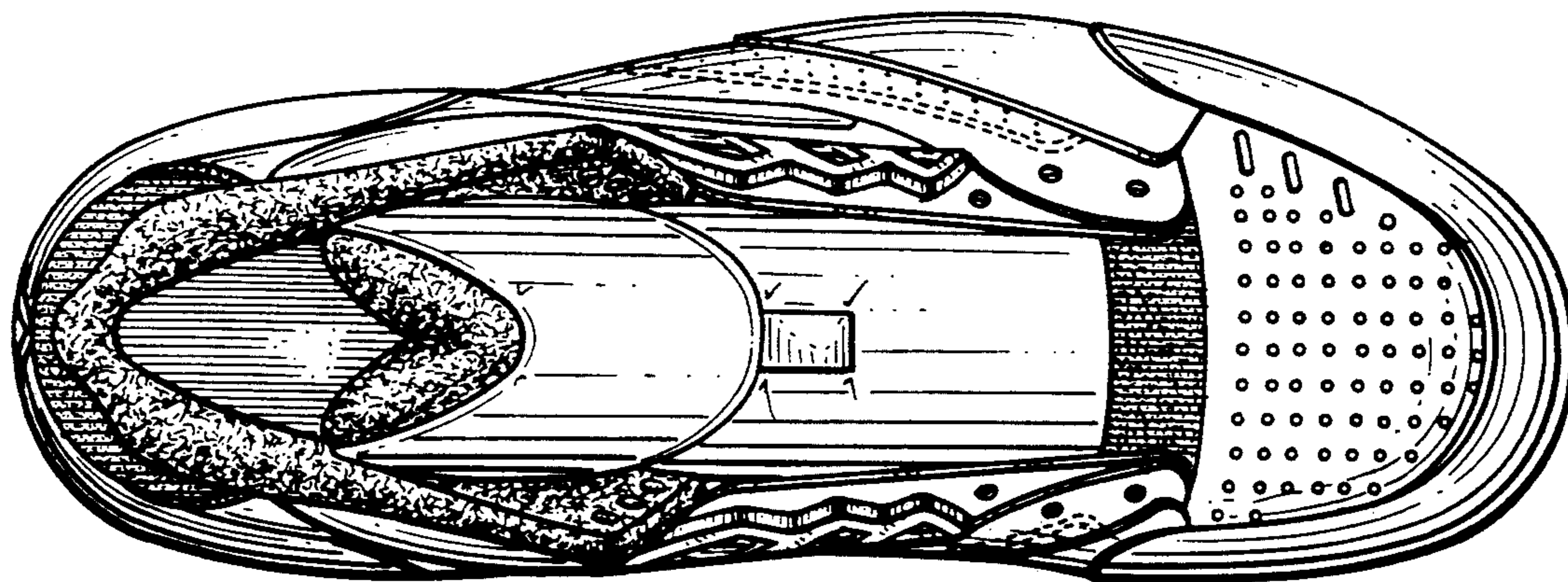


Fig. 2.




Fig. 3.

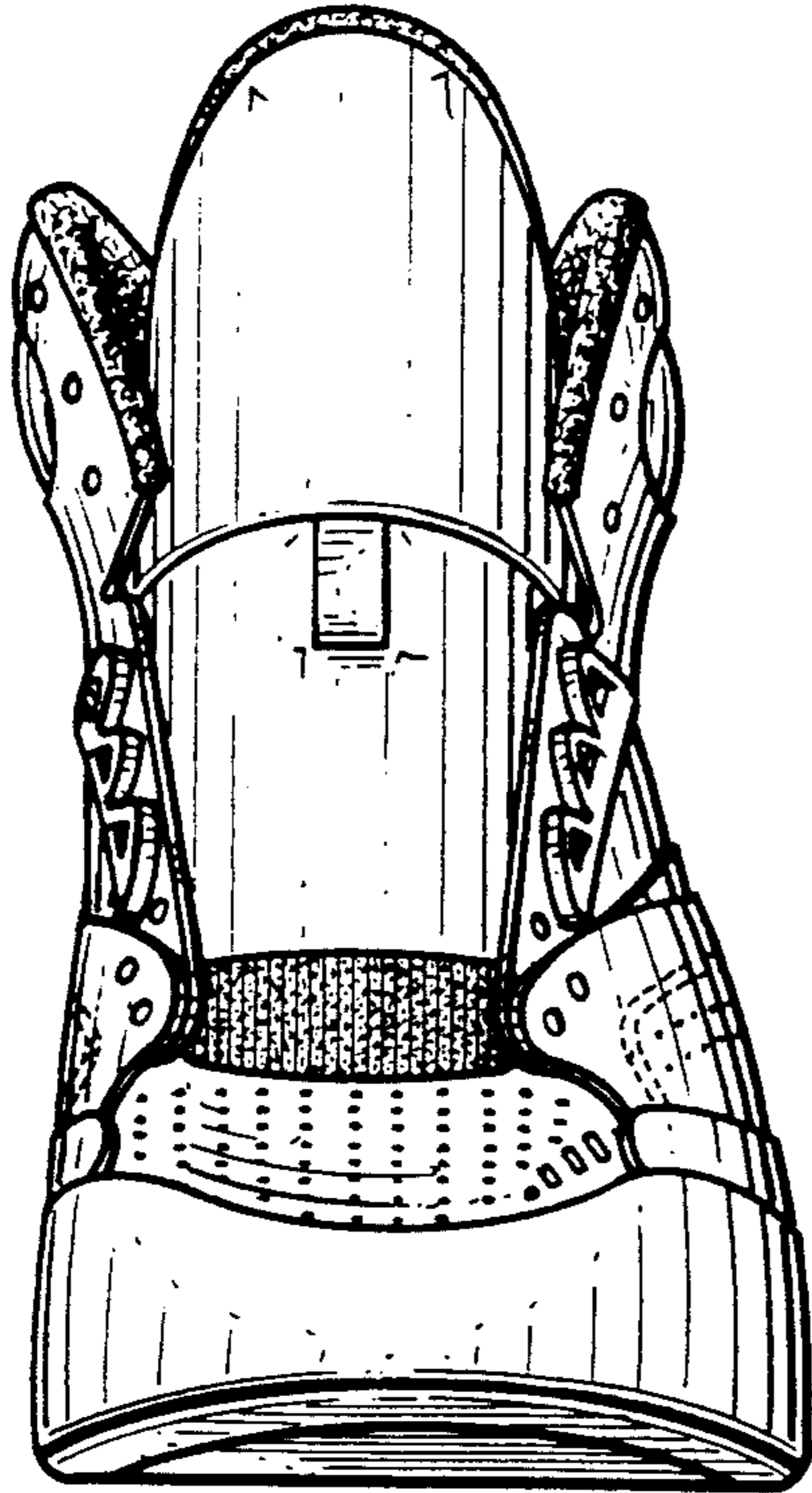


Fig. 4.

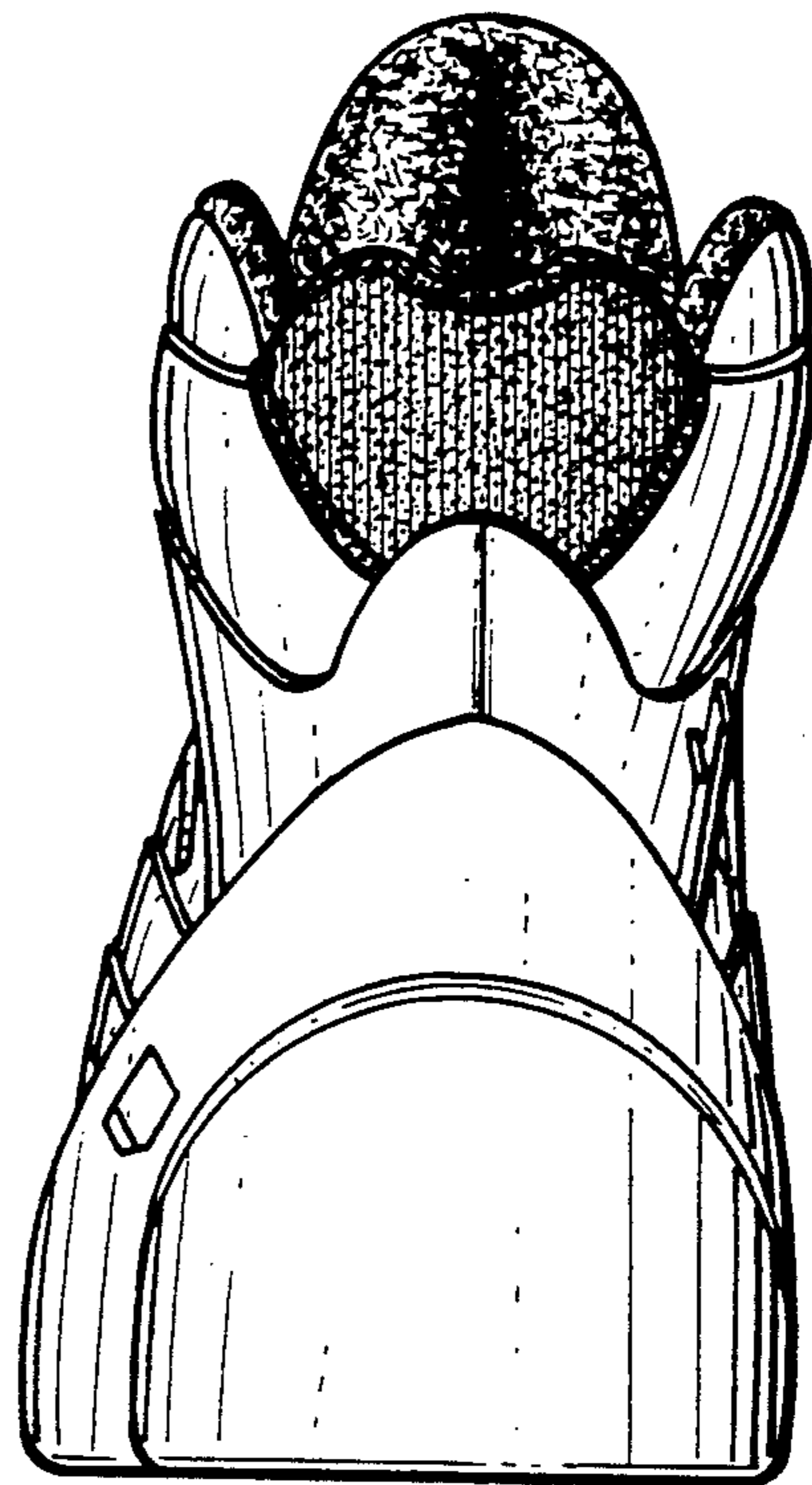


Fig. 5.