



US00D340115S

United States Patent [19]

Carmack

[11] Patent Number: **Des. 340,115**

[45] Date of Patent: **** Oct. 5, 1993**

[54] PROTECTIVE SLEEVE

[76] Inventor: **James E. Carmack**, 3706 Chateaugay Dr., Decatur, Ga. 30034

[**] Term: **14 Years**

[21] Appl. No.: **763,758**

[22] Filed: **Sep. 23, 1991**

[52] U.S. Cl. **D24/190**

[58] Field of Search D24/189, 190; 602/60, 602/61, 62

3,906,941	9/1975	Cook, Jr.	128/82
4,224,935	9/1980	Metelnick	128/82
4,346,699	8/1982	Little et al.	128/82
4,523,586	6/1985	Couri	D24/190 X
4,727,864	3/1988	Wiesenthal et al.	602/3
4,966,135	10/1990	Renfrew	602/3
4,986,265	1/1991	Caponi	602/3

Primary Examiner—Stella Reid
Attorney, Agent, or Firm—Timmons & Kelly

[57] CLAIM

The ornamental design for a protective sleeve, as shown.

DESCRIPTION

FIG. 1 is a front elevational view of a protective sleeve, showing my new design;

FIG. 2 is a rear elevational view thereof;

FIG. 3 is a right side elevational view thereof;

FIG. 4 is a left side elevational view thereof;

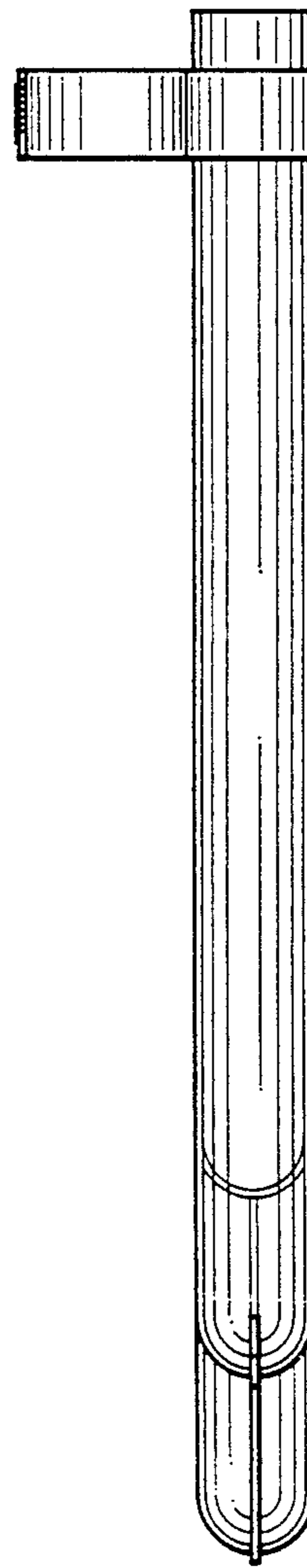

FIG. 5 is a top plan view thereof; and,

FIG. 6 is a bottom plan view thereof.

[56] References Cited

U.S. PATENT DOCUMENTS

D. 323,217	1/1992	Holden	D24/190
2,229,575	1/1941	Kaplan	36/8.1
2,244,871	6/1941	Guinzburg	2/59
3,735,759	5/1973	MacKay	128/82
3,741,203	6/1973	Liman	128/82






Fig. 1

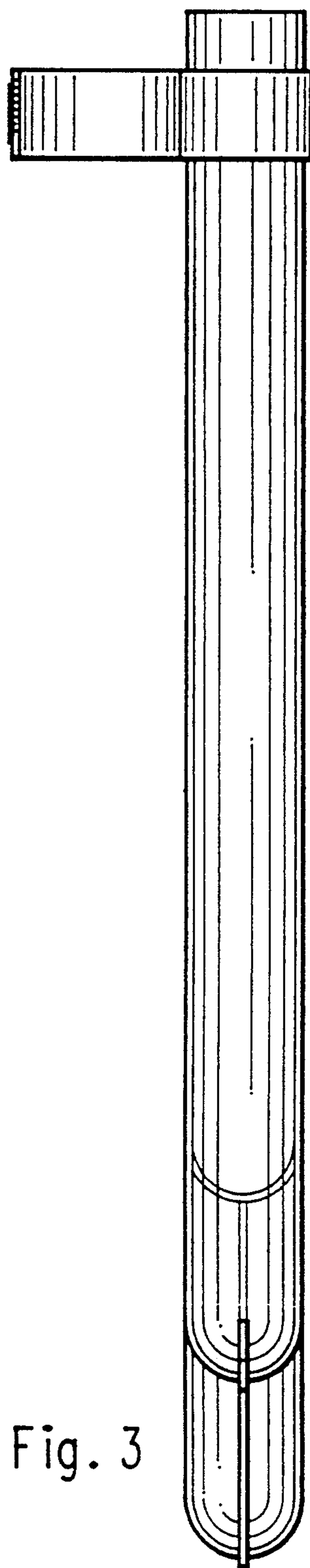


Fig. 3




Fig. 2

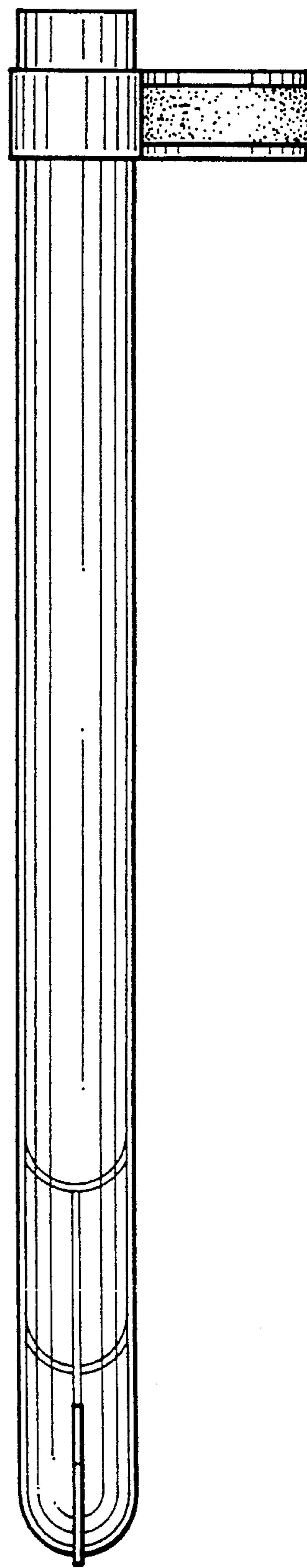


Fig. 4




Fig. 5

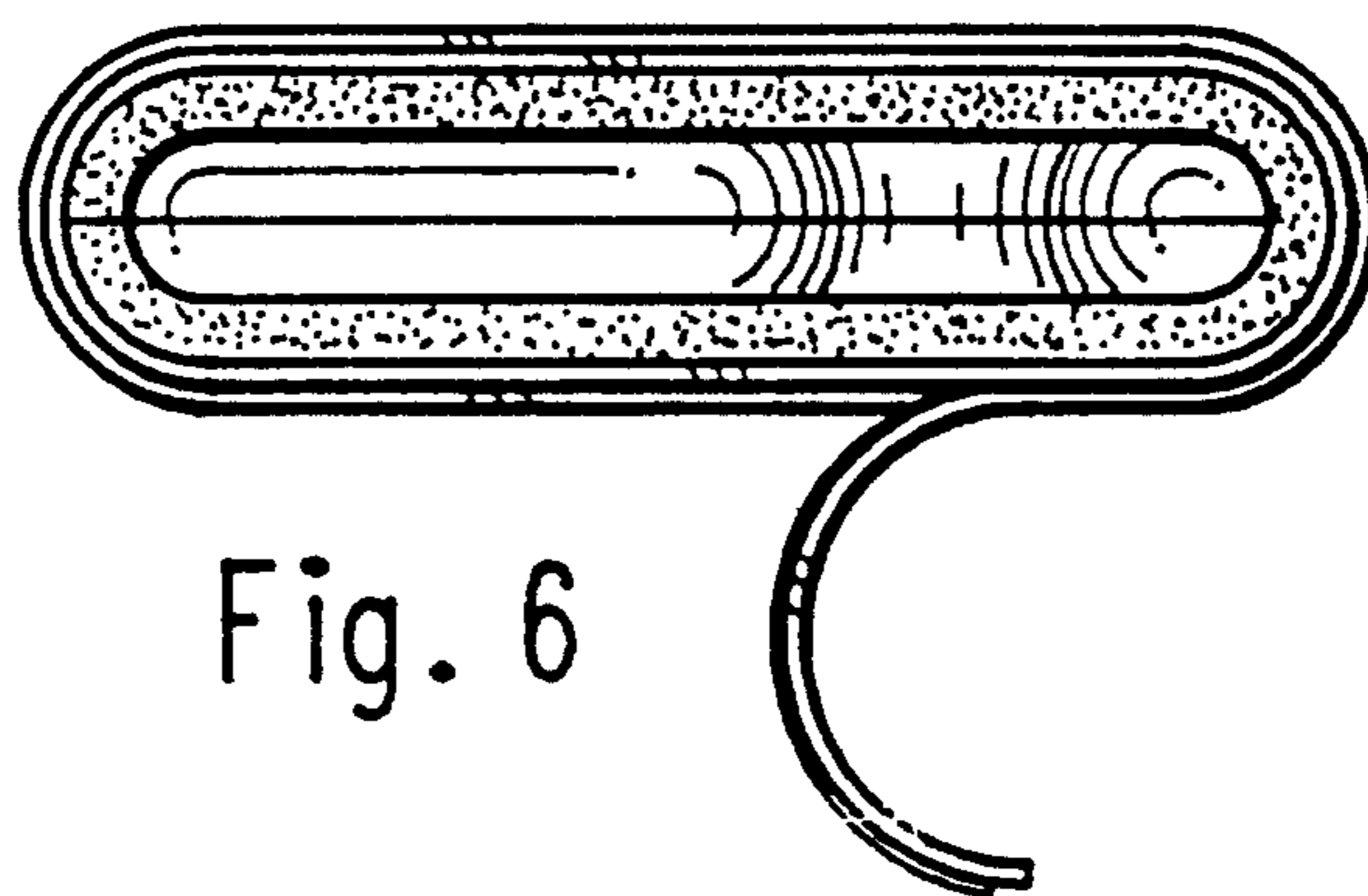


Fig. 6