



US00D340075S

United States Patent [19]

[11] Patent Number: **Des. 340,075**

Turner

[45] Date of Patent: *** Oct. 5, 1993**

[54] **DESKTOP CONTAINER**

[76] Inventor: **Lawrence H. Turner**, P.O. Box 2612, Fair Oaks, Calif. 95628

[*] Notice: The portion of the term of this patent subsequent to Jul. 14, 2006 has been disclaimed.

[**] Term: **14 Years**

[21] Appl. No.: **821,546**

[22] Filed: **Jan. 14, 1992**

[52] U.S. Cl. **D19/82; D3/66; D9/307; D19/85; D19/95; D21/204**

[58] Field of Search **D3/66; D19/65, 75, 77, D19/78, 81-85, 95, 96, 97; D11/121, 149, 151; D7/514, 515, 518, 521, 539, 544, 567, 568, 571, 576, 606, 613; D9/315, 307; 206/214, 224, 371; 211/69.1-69.9; D21/204**

[56] **References Cited**

U.S. PATENT DOCUMENTS

D. 40.259 9/1909 Fischer D11/149

D. 283,009	3/1986	Jennette	D7/515 X
D. 292,991	12/1987	Adler	D19/82 X
D. 327,775	7/1992	Turner	D9/307 X
D. 328,177	7/1992	Turner	D99/34
2,362,064	11/1944	Giesinger	D21/204 X
3,624,939	12/1971	Gossard	D9/307 X

FOREIGN PATENT DOCUMENTS

1145115 3/1969 United Kingdom D9/307 X


Primary Examiner—Nelson C. Holtje
Assistant Examiner—Martha Thompson

[57] **CLAIM**

The ornamental design for a desktop container, as shown and described.

DESCRIPTION

FIG. 1 is a front elevational view of a desktop container showing my new design;
FIG. 2 is a rear elevational view thereof;
FIG. 3 is a right side elevational view thereof;
FIG. 4 is a left side elevational view thereof;
FIG. 5 is a bottom plan view thereof; and,
FIG. 6 is a top plan view thereof.






FIG. 1




FIG. 2




FIG. 3




FIG. 4




FIG. 5




FIG. 6