



US00D340057S

United States Patent [19]

[11] Patent Number: Des. 340,057

Wetzel et al.

[45] Date of Patent: ** Oct. 5, 1993

[54] ADD-ON CONSOLE FOR A TELEPHONE SET

[75] Inventors: Timothy D. Wetzel, San Jose, Calif.; Wayne McKinnon, Georgetown, Tex.; William McRight, Round Rock, Tex.; Pearce Jones, Austin, Tex.

[73] Assignee: Rolm Company, Santa Clara, Calif.

[**] Term: 14 Years

[21] Appl. No.: 901,900

[22] Filed: Jun. 22, 1992

[52] U.S. Cl. D14/241

[58] Field of Search D14/140, 142, 149-151, D14/240, 241, 107, 114; 379/419, 428, 440-442, 436, 414, 420

[56] References Cited

U.S. PATENT DOCUMENTS

- D. 269,179 5/1983 Foggia et al. D14/251
- D. 271,394 11/1983 Brown et al. D14/241
- D. 306,027 2/1990 Gagnon D14/149 X
- D. 311,918 11/1990 Renard D14/151 X
- D. 315,564 3/1991 Kido et al. D14/150 X
- D. 317,920 7/1991 Fuqua et al. D14/241

OTHER PUBLICATIONS

Electra Mark II ad, ©1985.
 NEC ad, item at front center.
 Siemens "HICOM 100"; Der neue Standard, um einfach komfortabler zu telefonieren. The relevant pages are 2-5, 7-12 and the last page.
 Siemens "HICOM 100"; Convenience in Communica-

tion. The relevant pages are 3-8, 10-15 and the last page.

Siemens "HICOM 200"; Das ISDN-Kommunikationssystem mit den vielfältigen Lösungen. The relevant pages are the cover, 2, 5-11, 13 and the last page.

Siemens "HICOM 200"; "The ISDN Communication System For Medium-Size Business". The relevant pages are the cover, 2, 4-5, 7, 9, 10, 13 and the last page.

Siemens "HICOM 300"; Das ISDN-Kommunikationssystem für höchste Ansprüche. The relevant pages are the cover, 5, 7, 10, 18 and the last page.

Siemens "HICOM 300"; The ISDN Communication System For Every Requirement. The relevant pages are the cover, 4-5, 7, 8, 12-13 and the last page.

Primary Examiner—Alan P. Douglas
 Assistant Examiner—Jeffrey Asch
 Attorney, Agent, or Firm—Michael B. Einschlag

[57] CLAIM

The ornamental design for an add-on console for a telephone set, as shown and described.

DESCRIPTION

FIG. 1 is a front perspective view of an add-on console for a telephone set showing our new design, the broken line showing of a telephone set being for illustrative purposes only;

FIG. 2 is a top plan view;

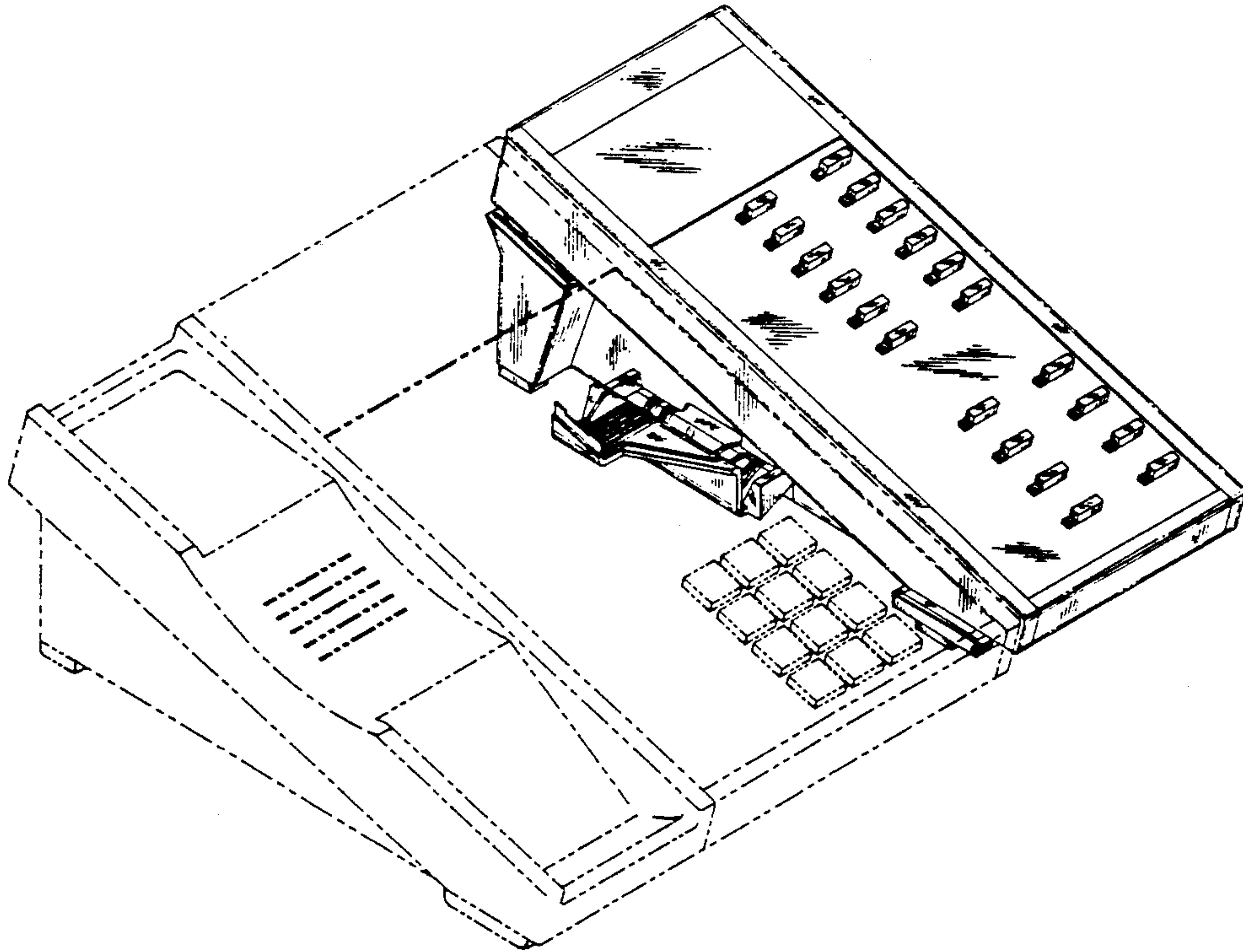
FIG. 3 is a right side elevational view;

FIG. 4 is a left side elevational view;

FIG. 5 is a front elevational view;

FIG. 6 is a rear elevational view; and,

FIG. 7 is a bottom plan view thereof.



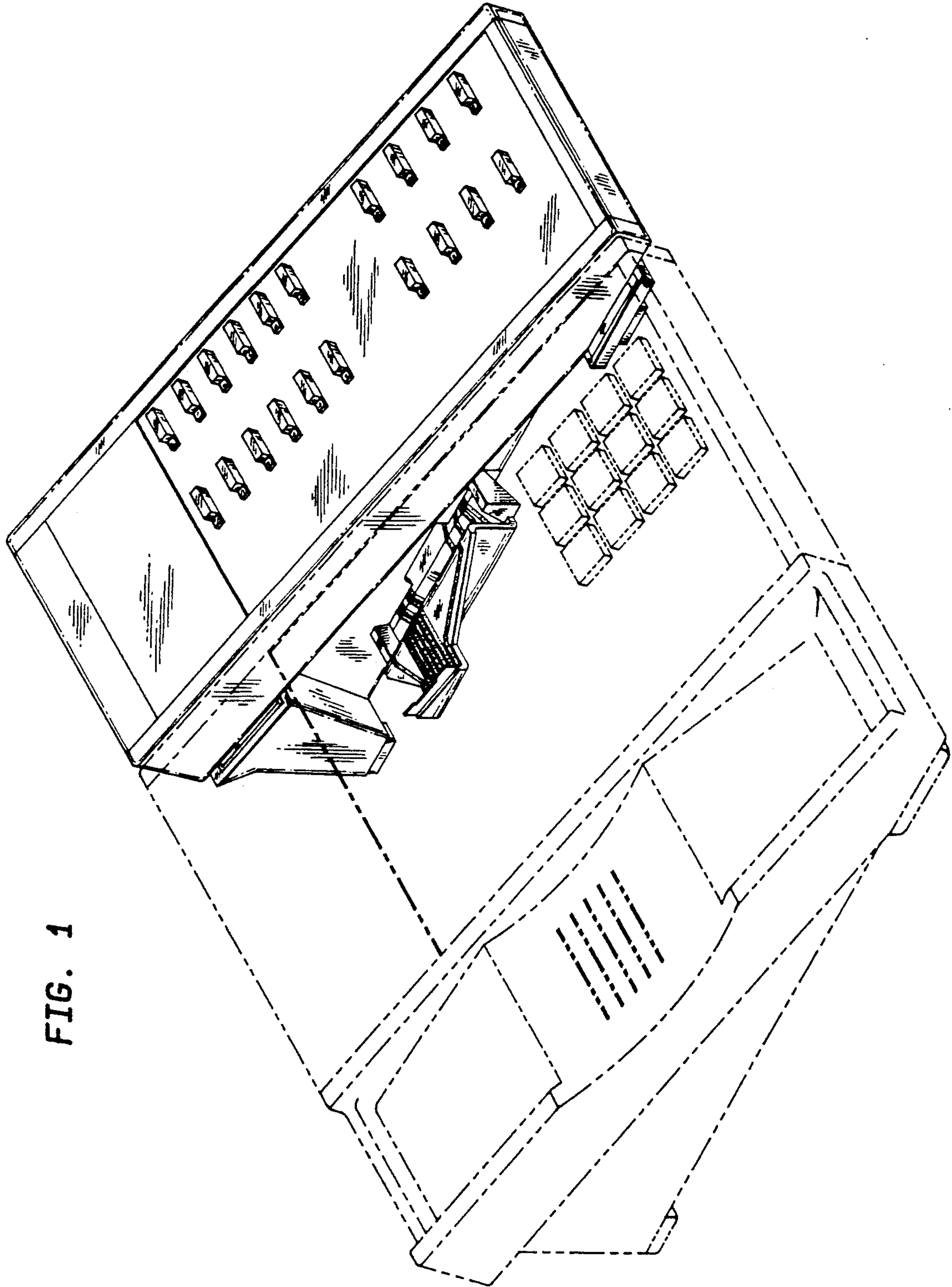


FIG. 1

FIG. 2

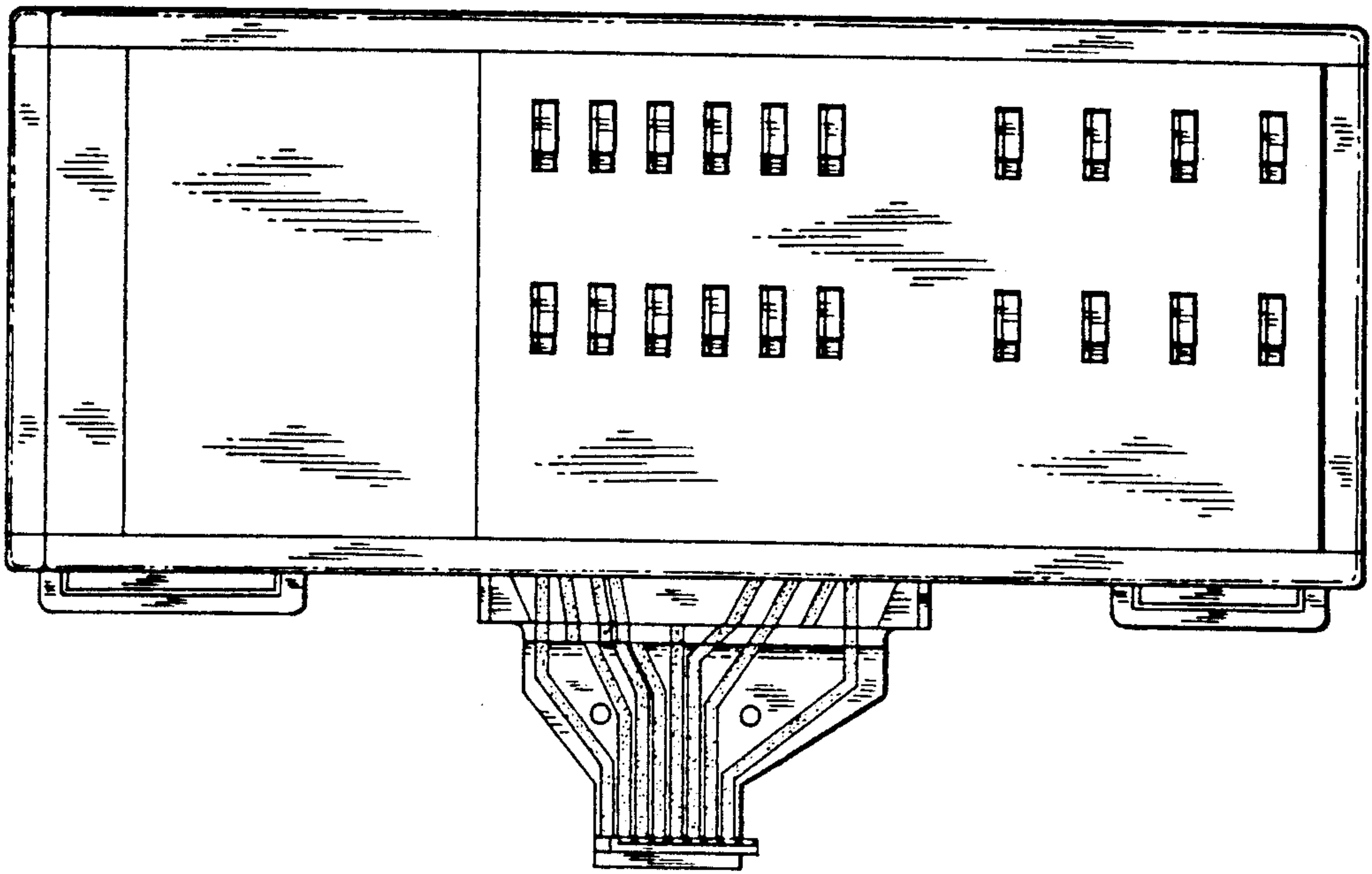


FIG. 5

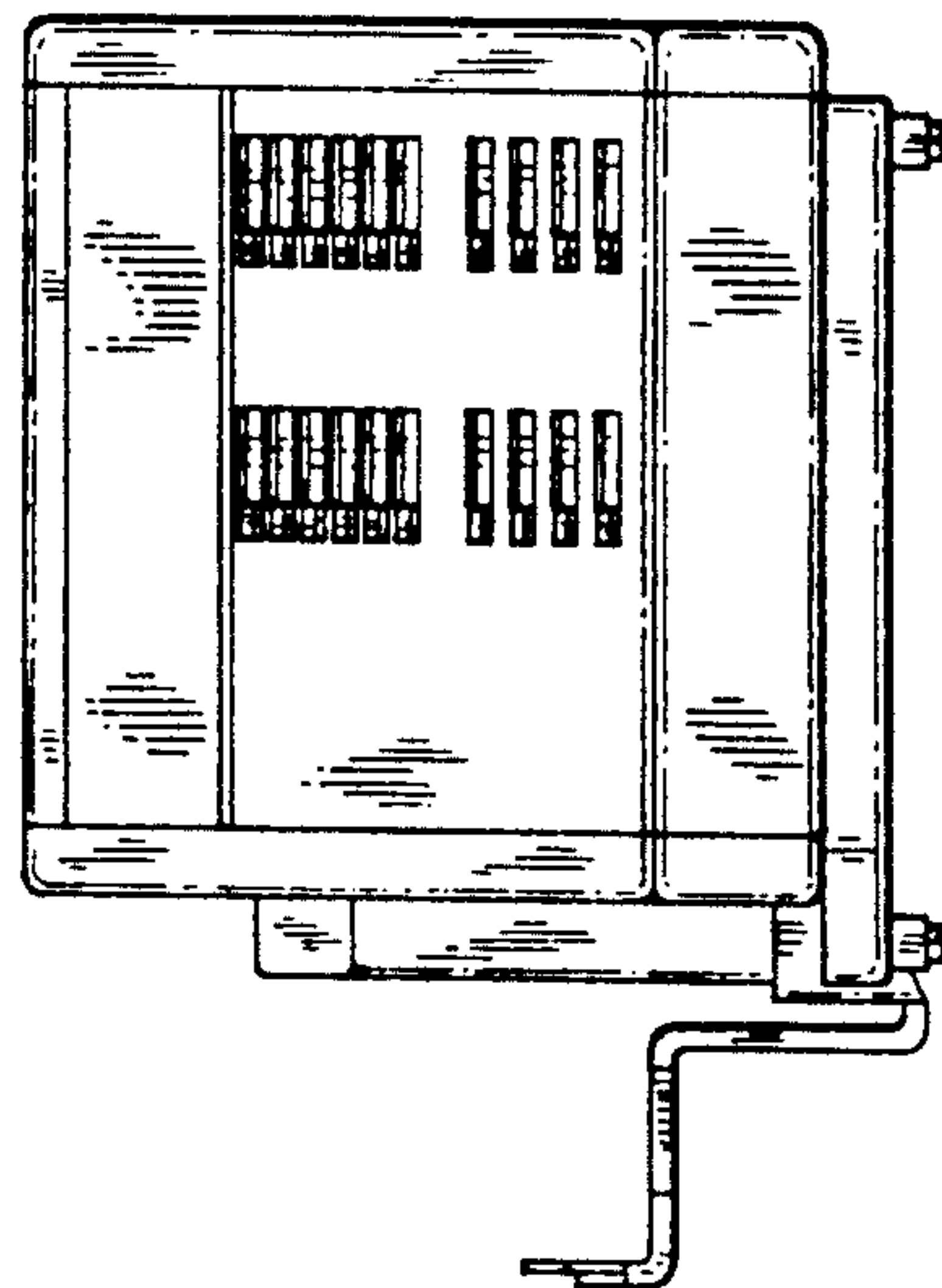


FIG. 3

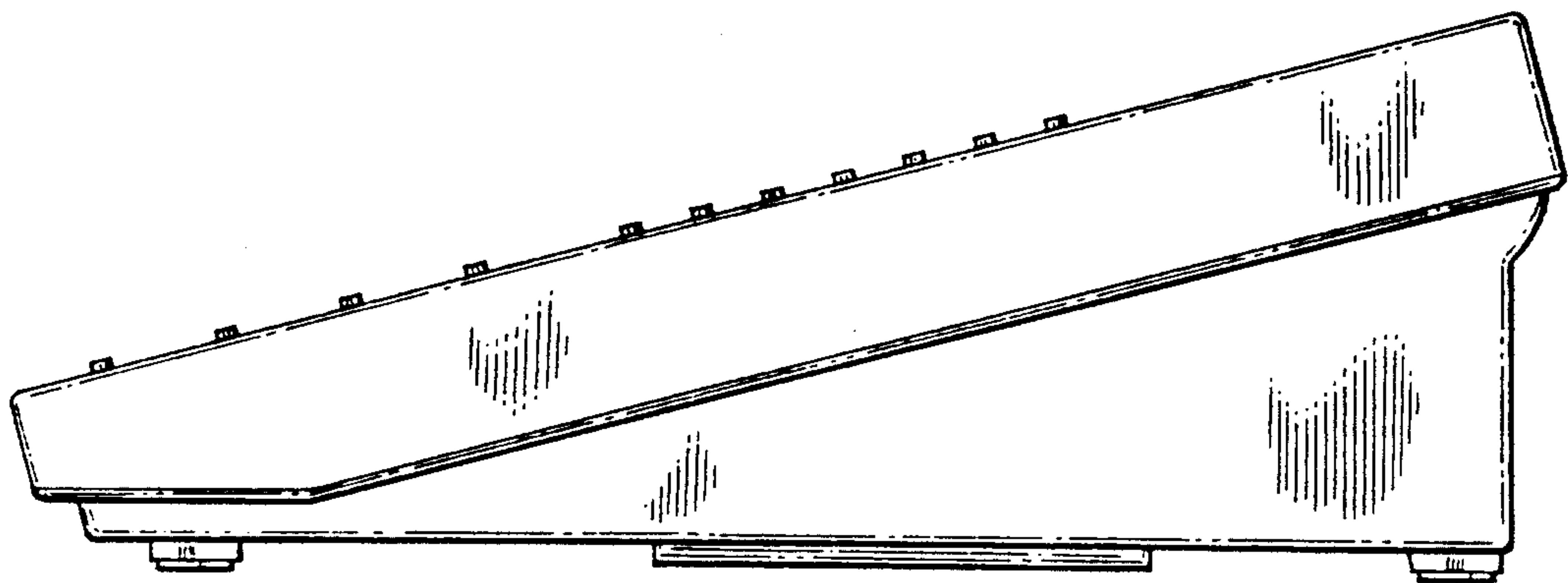


FIG. 4

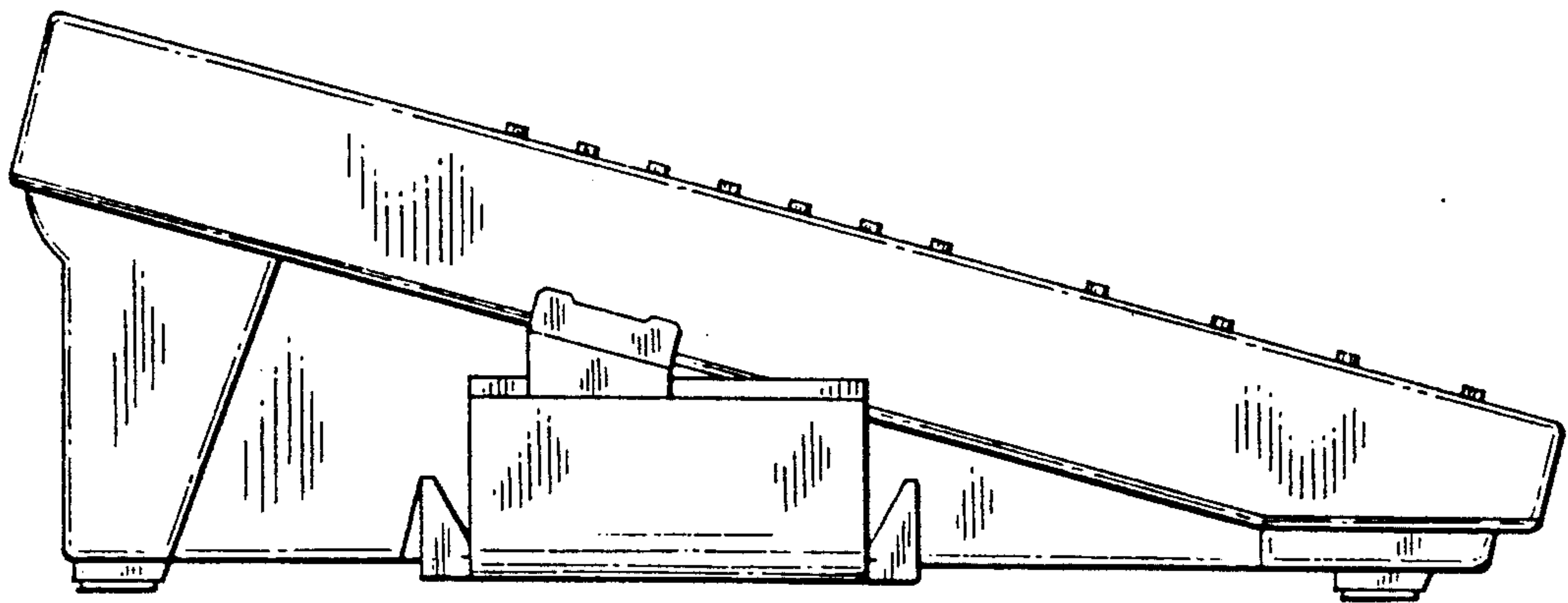


FIG. 7




FIG. 6

