



US00D340055S

United States Patent [19]

[11] Patent Number: **Des. 340,055**

Huang

[45] Date of Patent: **** Oct. 5, 1993**

[54] TELEPHONE

[76] Inventor: **Gerald Huang**, 15320-4 Valley View Ave., La Mirada, Calif. 90638

[**] Term: **14 Years**

[21] Appl. No.: **869,032**

[22] Filed: **Apr. 15, 1992**

[52] U.S. Cl. **D14/153; D14/144; D14/150**

[58] Field of Search **D14/240, 244, 246, 251, D14/252, 254, 140, 142, 144, 149, 150, 153; 379/424, 436, 447, 428, 440, 434, 419; D14/140, 142, 144, 149, 150, 153**

[56] References Cited

U.S. PATENT DOCUMENTS

D. 74,188	1/1928	Obergfell	D14/149
D. 92,442	6/1934	Worthington	D14/149
D. 95,765	5/1935	Lum .	
D. 133,500	8/1942	Karoff .	
D. 138,679	8/1944	McLarn et al. .	
D. 153,927	5/1949	Dreyfuss .	
D. 269,268	6/1983	Ko .	
D. 280,505	9/1985	Genaro et al.	D14/251
D. 312,457	11/1990	Inatomi .	
1,965,423	7/1934	Lum .	
1,999,948	4/1935	Stephenson .	
2,326,591	8/1943	White	D14/240 X
2,487,013	11/1949	Zibelman	D14/153 X
2,541,270	2/1951	Mitnick	D14/252 X
2,593,475	4/1952	Neilsen	D14/252 X
2,678,779	5/1954	Bellmer	D14/251 X
2,703,821	3/1955	Kopp et al.	D14/141 X
2,739,188	3/1956	O'Connell	D14/244 X

OTHER PUBLICATIONS

Siemens Brothers & Co., Ltd; Siemens London Neophone, p. 8; Aug. 1929; England.

Siemens Brothers & Co. Ltd; Siemens Brother's Standard dial; 1931?; p. 15; England.

Siemens Brothers & Co., Ltd; 10, 25 and 50 Line Private Exchange Equipments; Oct. 1932, pp. 1, 5, 6, 7; England.

Siemens; Siemens Telephones for Private Installation May 1936; pp. 7, 14, 19, 20, 24, 25; England.

The Post Office Electrical Engineers Journal; The New Combined Microtelephone and Bell Set; Apr. 1938; pp. 1, 2; place unknown.

Aldridge Barnes, Foulger; A New C. B. Microtelephone; p. 185; place of publication unknown.

The Telegraph and Telephone Journal; Siemens Neophone; Page i; Oct. 1931; England.

Siemens Brothers & Co. Ltd; Siemens Brothers' Neophone-Type 310; pp. 4, 20; Jul. 1932; England.

Siemens Brothers & Co., Ltd.; Catalogue; refer to all pages; date unknown; Great Britain.

Majestic Telephone Corp. Catalog.

Primary Examiner—Alan P. Douglas

Assistant Examiner—Jeffrey Asch

Attorney, Agent, or Firm—Ladas & Parry

[57] CLAIM

The ornamental design for a telephone, as shown and described.

DESCRIPTION

FIG. 1 is a perspective view of my new design for a telephone;

FIG. 2 is a front view of my new design;

FIG. 3 is a right side view of my new design;

FIG. 4 is a left side view of my new design;

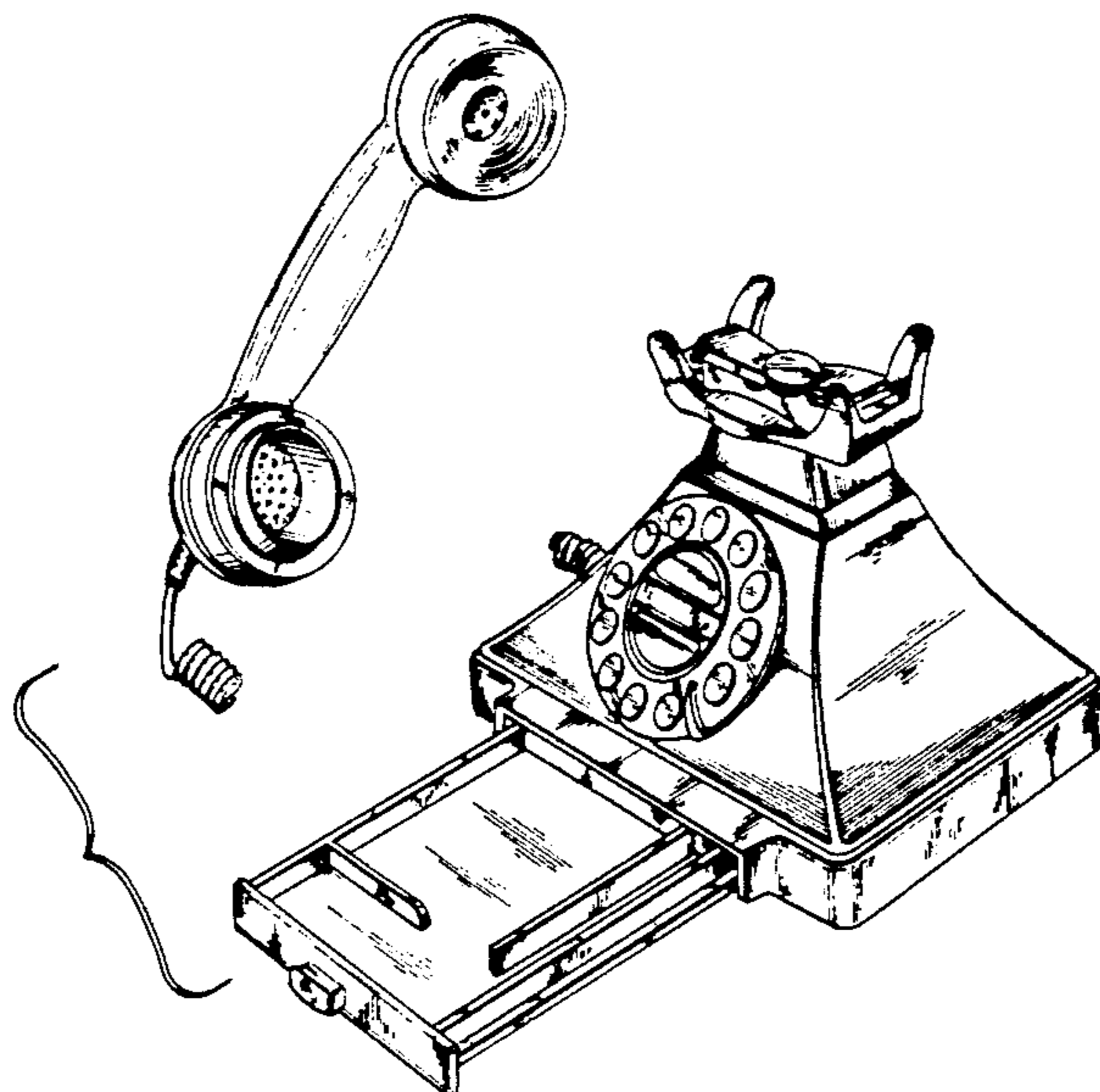
FIG. 5 is a rear view of my new design;

FIG. 6 is a top plan view of my new design;

FIG. 7 is a bottom plan view of my new design; and,

FIG. 8 is a perspective view of my new design in a position of use.

The phone cord in FIGS. 2 and 4-8 has been shown broken away for convenience of illustration.






FIG. 1

FIG. 2




FIG. 3

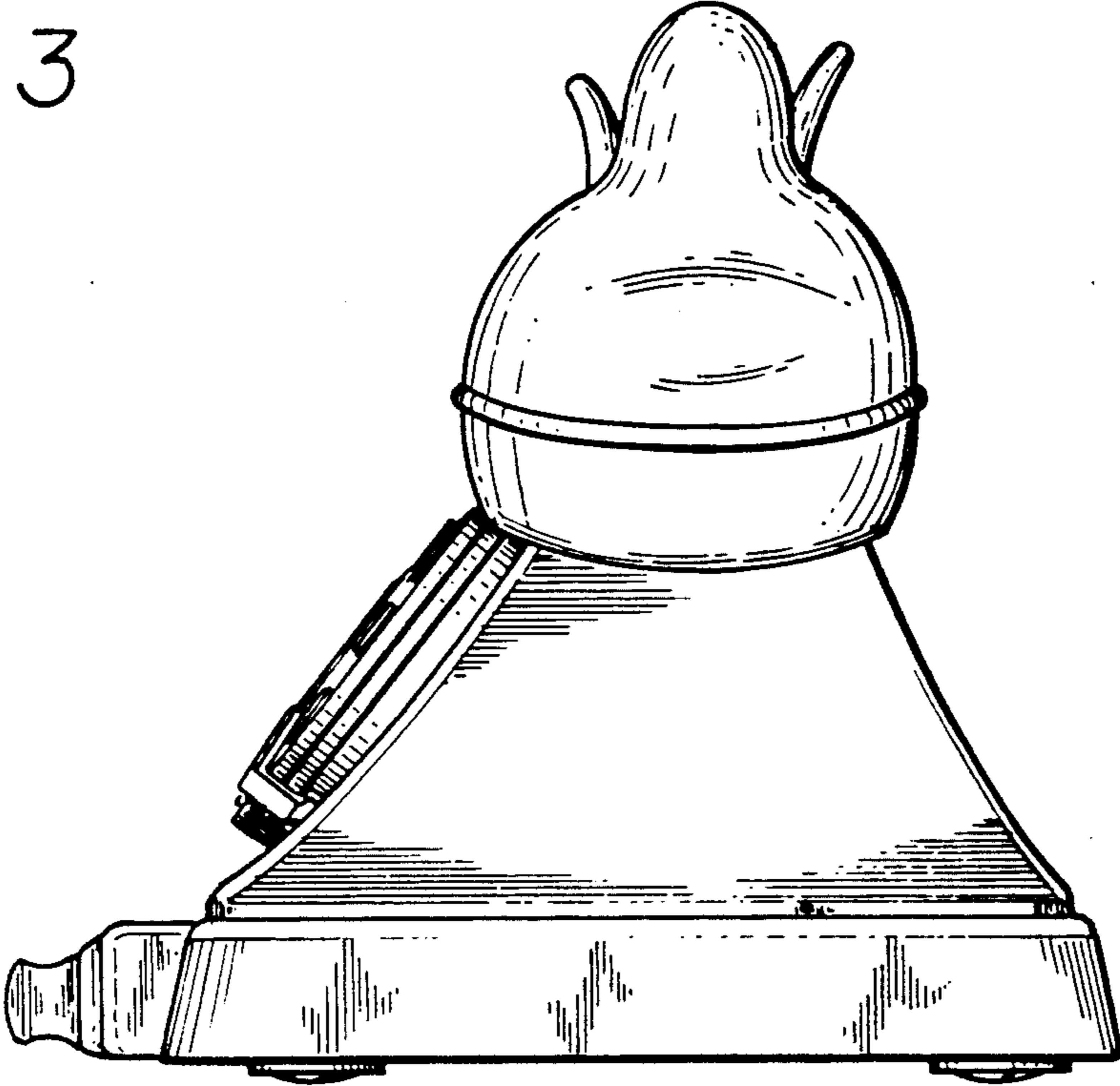


FIG. 4

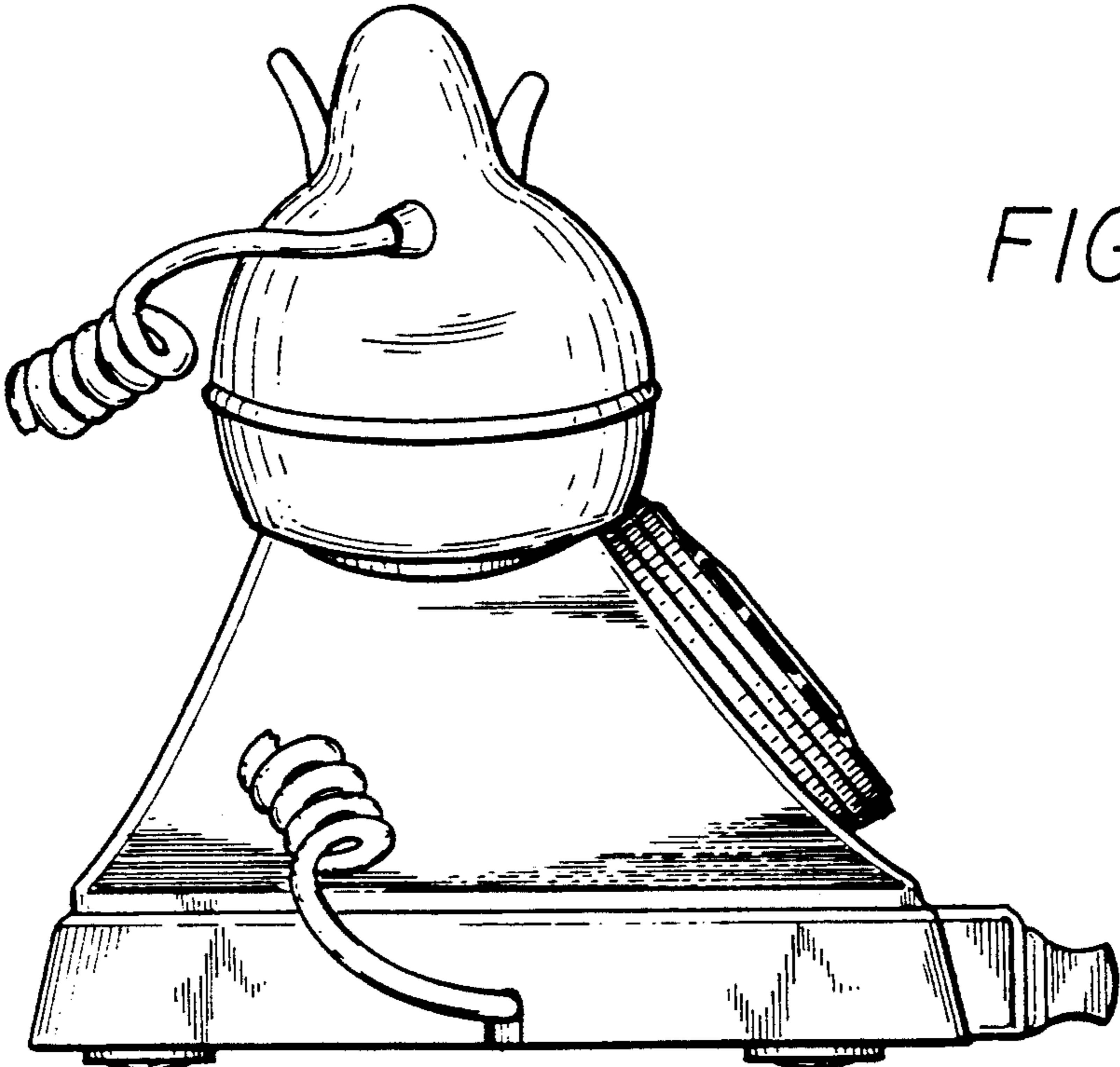


FIG. 5

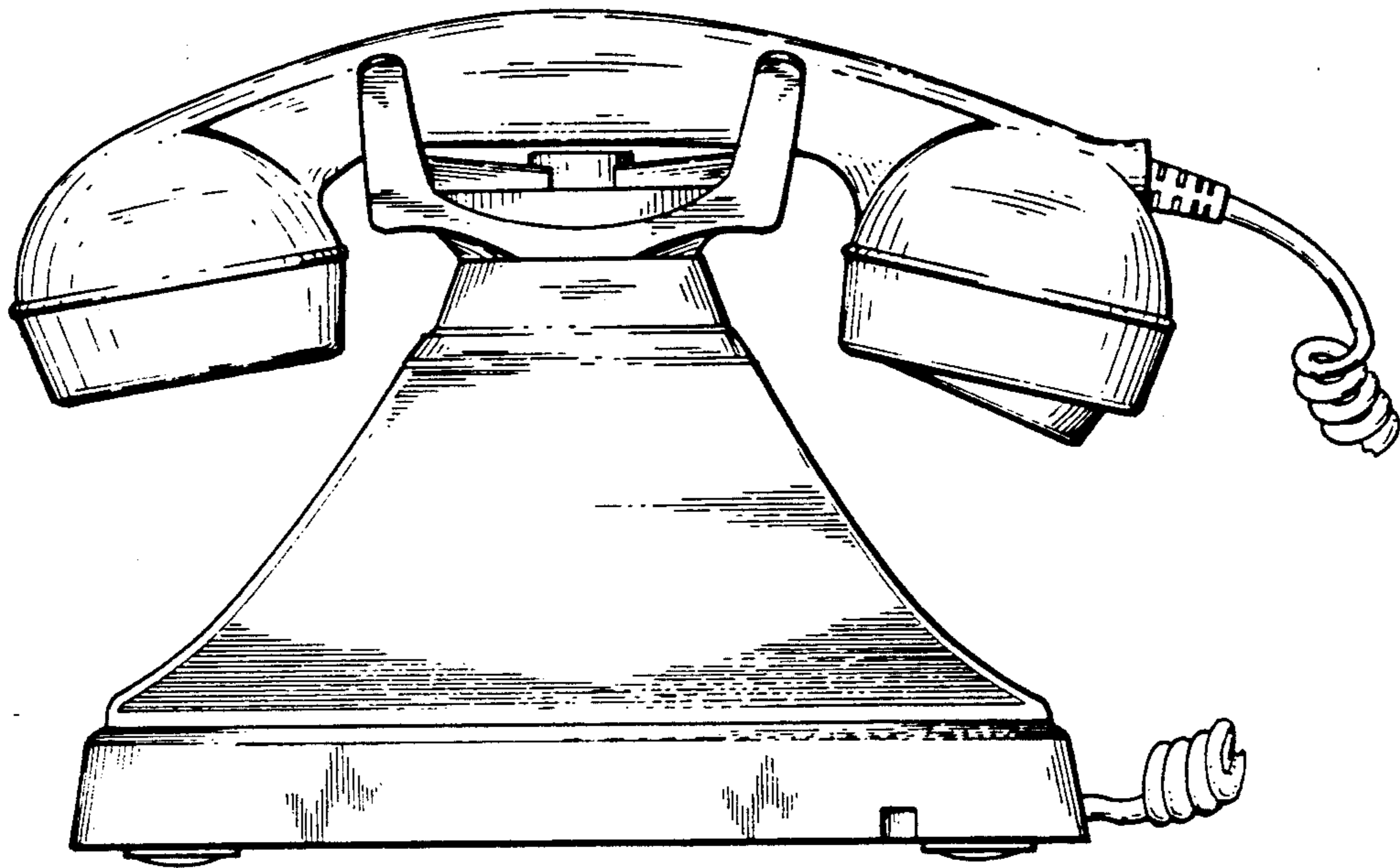


FIG. 6

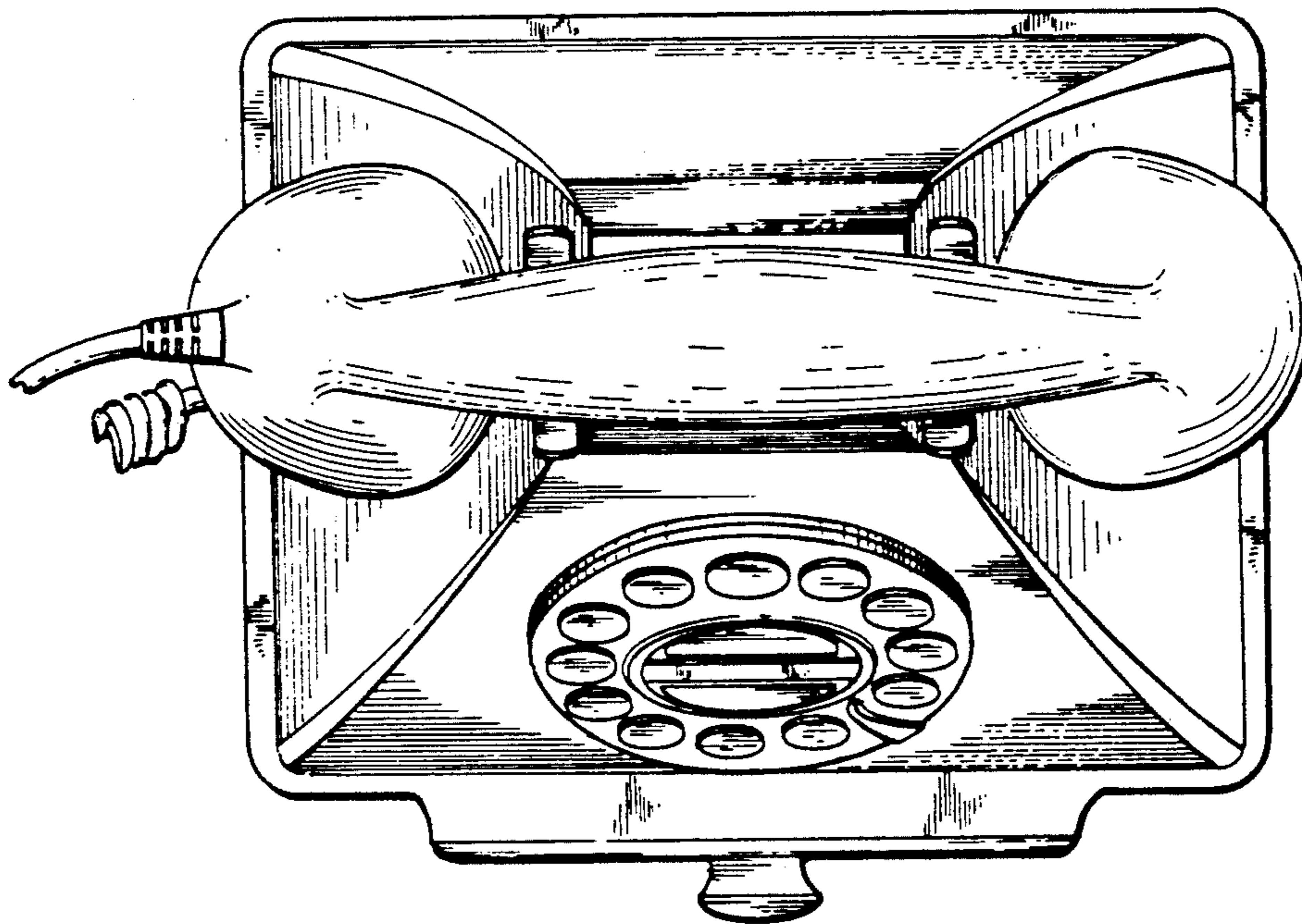


FIG. 7

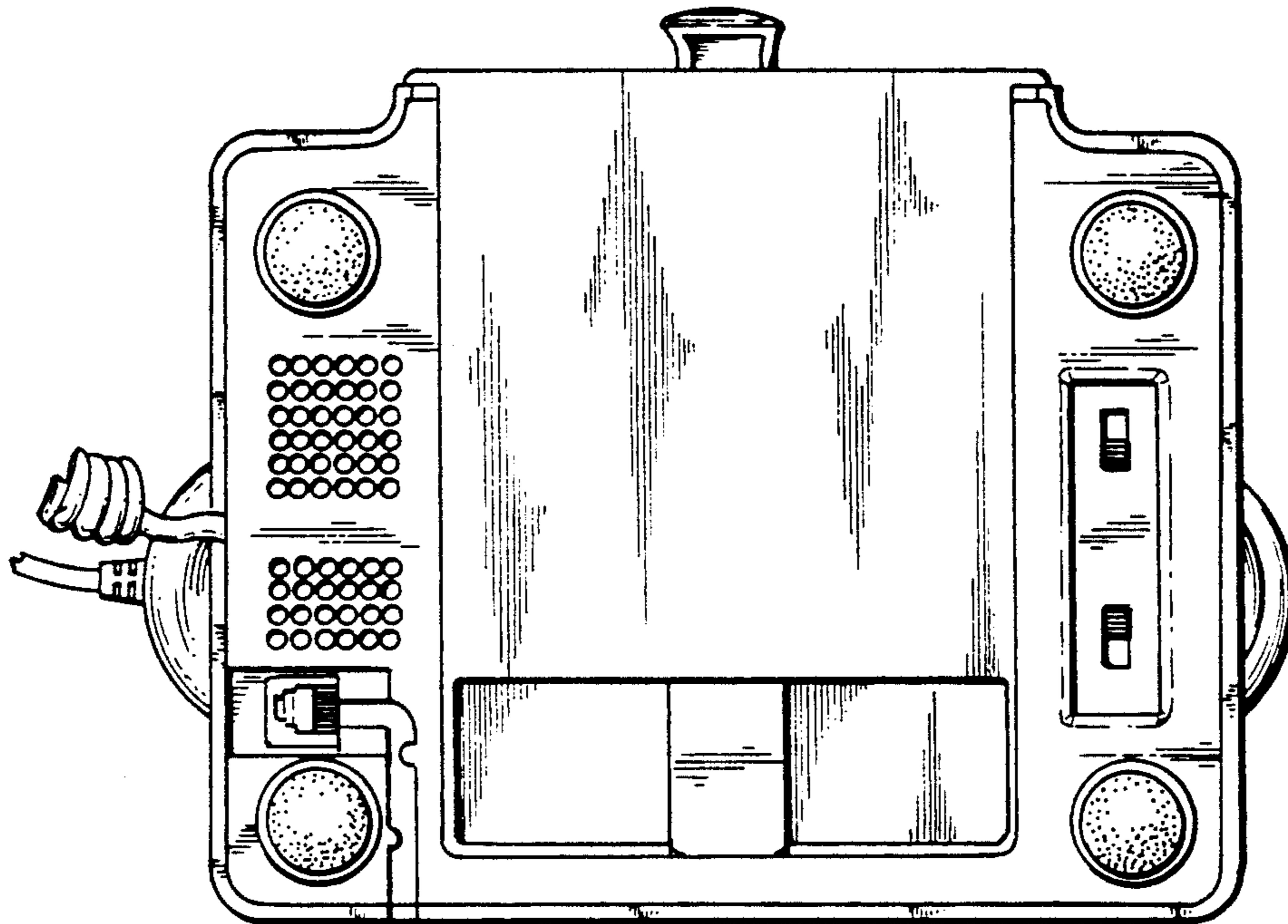


FIG. 8

