



US00D340053S

# United States Patent [19]

[11] Patent Number: **Des. 340,053**

**Desbarats**

[45] Date of Patent: **\*\* Oct. 5, 1993**

[54] **TELEPHONE BASE**

[75] Inventor: **Guy E. Desbarats, London, England**

[73] Assignee: **British Telecommunications public limited company, London, England**

[\*\*] Term: **14 Years**

[21] Appl. No.: **823,423**

[22] Filed: **Jan. 21, 1992**

[30] **Foreign Application Priority Data**

Jul. 18, 1991 [GB] United Kingdom ..... 2016075

Jul. 18, 1991 [GB] United Kingdom ..... 2016077

[52] U.S. Cl. .... **D14/151**

[58] Field of Search ..... **D14/240, 241, 245, 140, D14/142, 148, 149, 150, 151; 379/330, 436, 433, 434, 419, 422, 428, 440**

[56] **References Cited**

**U.S. PATENT DOCUMENTS**

- D. 299,458 1/1989 Aschauer et al. .... D14/245 X
- D. 299,459 1/1989 Aschauer et al. .... D14/245 X
- D. 303,386 9/1989 Iino ..... D14/151 X
- D. 303,665 9/1989 Ohta et al. .... D14/151 X
- D. 306,296 2/1990 Hayashi ..... D14/151
- D. 307,144 4/1990 Hattori ..... D14/241

- D. 312,458 11/1990 Suzuki ..... D14/148
- D. 316,857 5/1991 Park ..... D14/148
- D. 318,051 7/1991 Danielson et al. .... D14/151
- D. 319,442 8/1991 Namba et al. .... D14/142
- D. 330,201 10/1992 Preece et al. .... D14/151

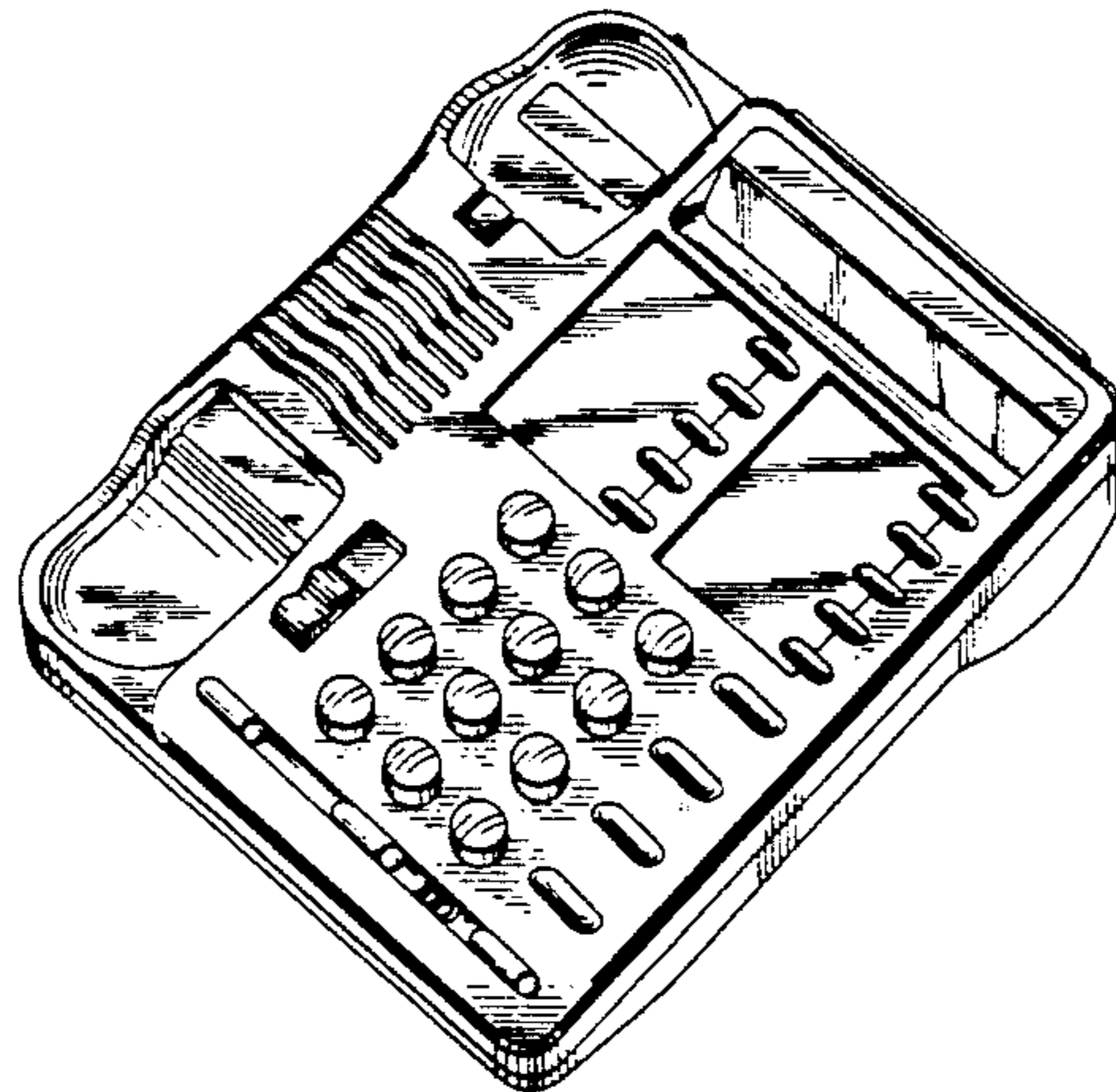
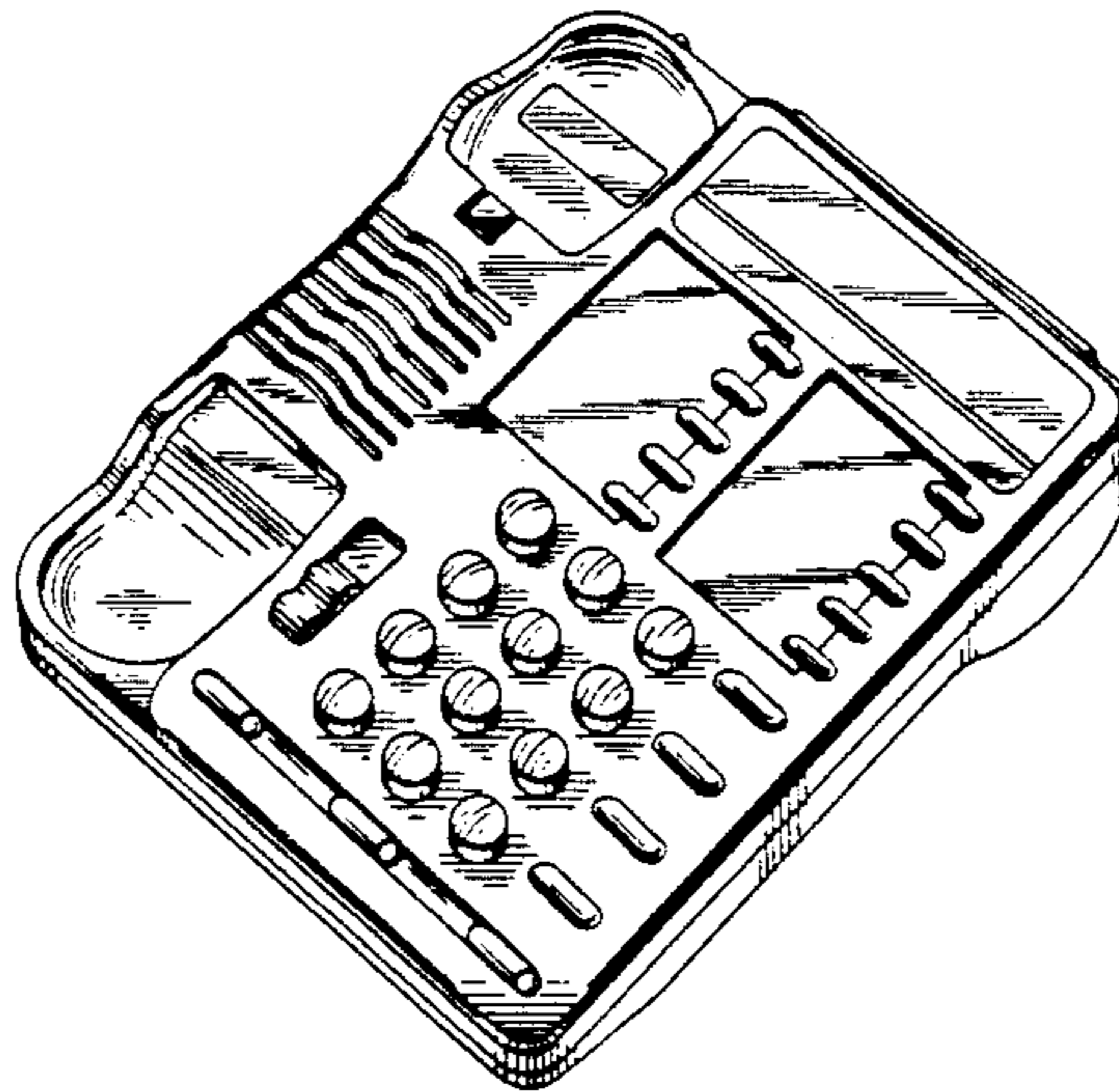
*Primary Examiner*—Alan P. Douglas  
*Assistant Examiner*—Jeffrey Asch  
*Attorney, Agent, or Firm*—Nixon & Vanderhye

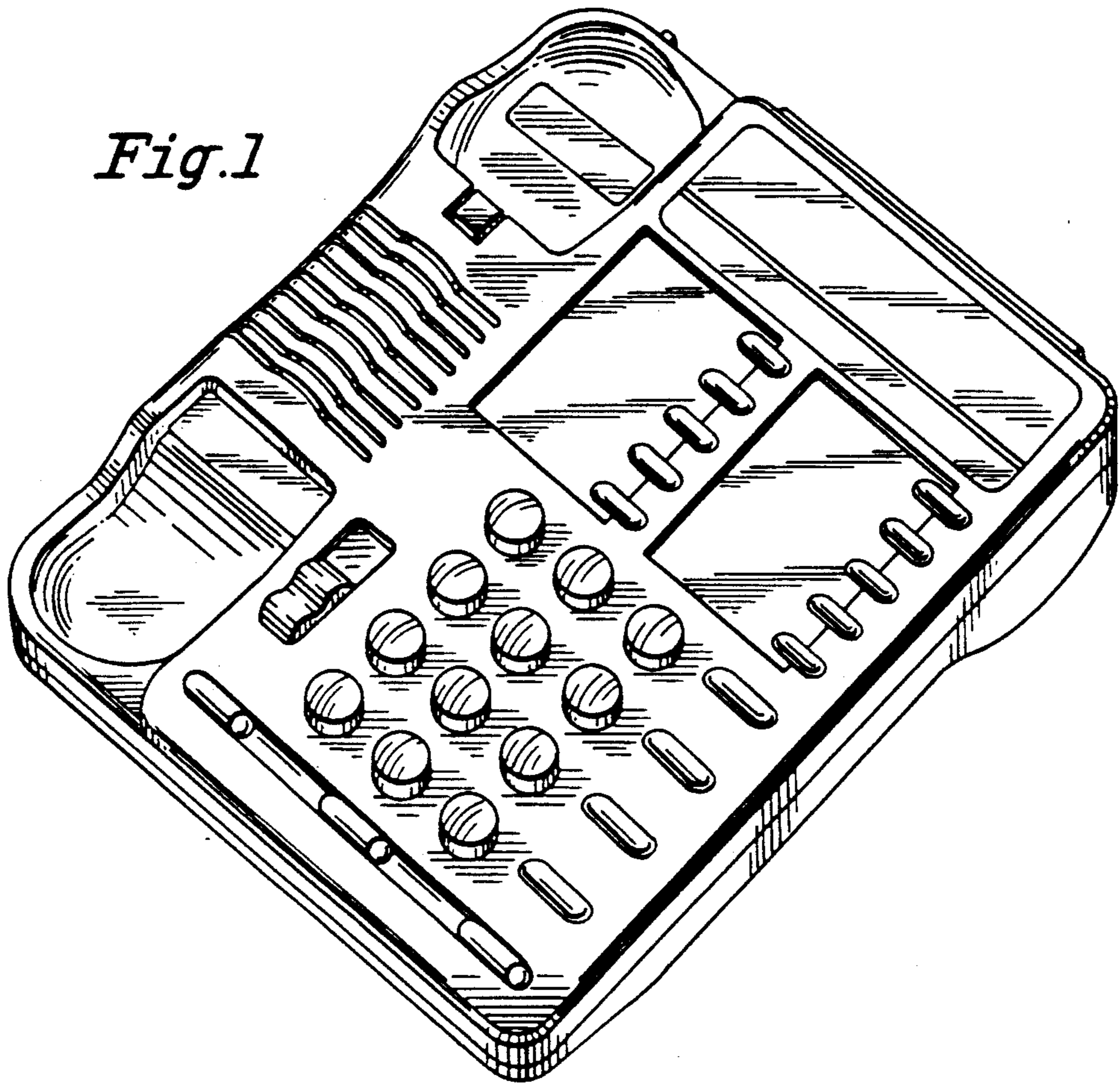
[57] **CLAIM**

The ornamental design for a telephone base, as shown and described.


**DESCRIPTION**

FIG. 1 is a top, front and right side perspective view of a telephone base according to the present design; FIG. 2 is a right side elevational view thereof; FIG. 3 is a left side elevational view thereof; FIG. 4 is a bottom plan view thereof; and, FIG. 5 is a view similar to FIG. 1 illustrating a second embodiment of the base unit differing from the first embodiment only in the indicator lights in the lowermost portion of the keypad and the liquid crystal display above the upper memory keys, side, front and rear elevational views and the bottom plan view being identical in all other respects to the embodiment of FIGS. 1-4.






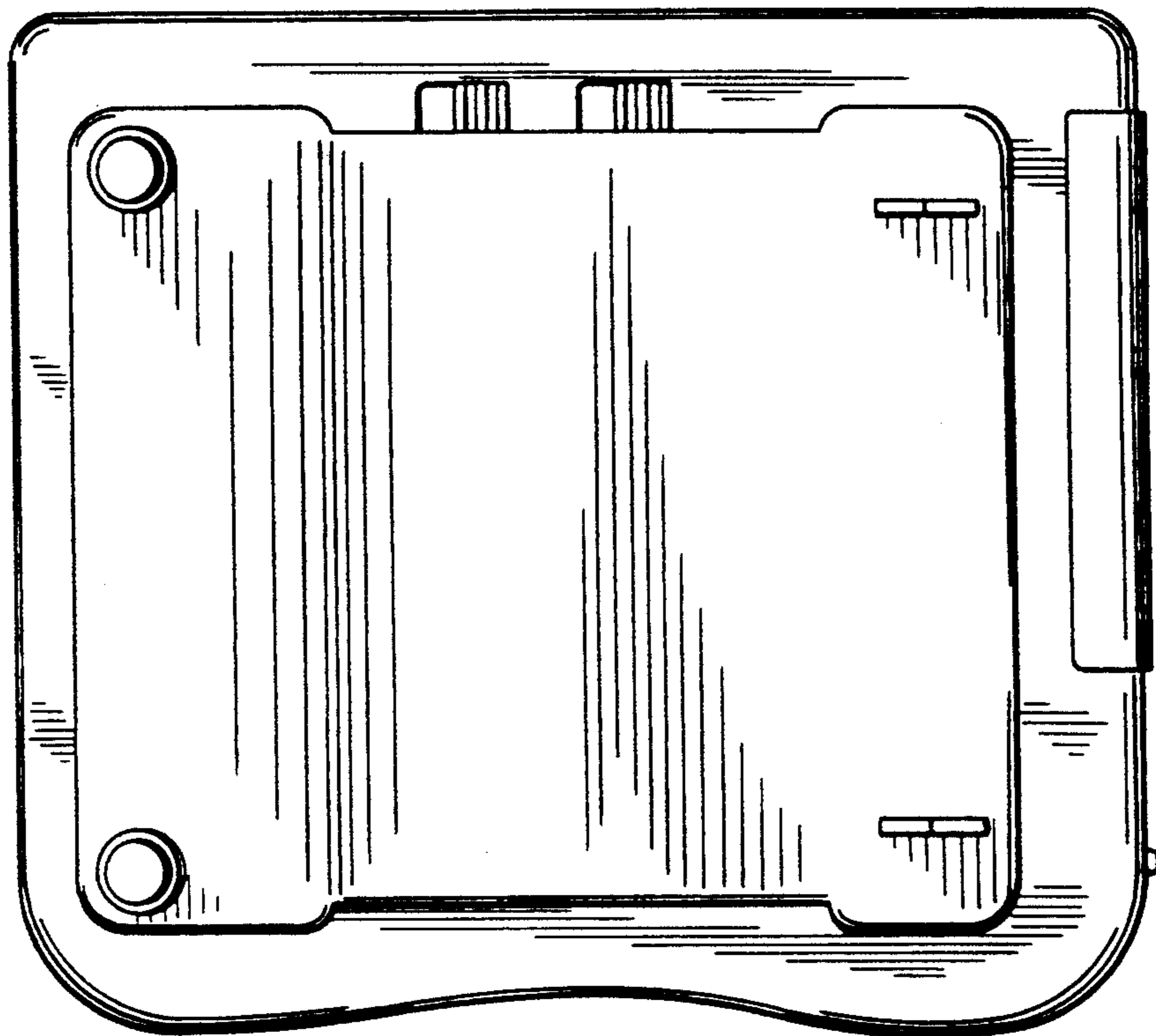
*Fig. 2*



*Fig. 3*



*Fig. 4*



*Fig. 5*

