



US00D340041S

United States Patent [19]

[11] Patent Number: Des. 340,041

Kawashima et al.

[45] Date of Patent: ** Oct. 5, 1993

[54] ACTUATOR CONTROLLER

[75] Inventors: Sousuke Kawashima; Toshiyuki Onizuka, both of Gumma, Japan

[73] Assignee: Nippon Seiko Kabushiki Kaisha, Tokyo, Japan

[**] Term: 14 Years

[21] Appl. No.: 662,883

[22] Filed: Mar. 1, 1991

[52] U.S. Cl. D14/114

[58] Field of Search D19/59, 60; 340/707, 340/709-711; 200/5 A, 5 R, 6 A, 6 R; 273/148 B, 85 G, 434; 364/410; 434/108; D14/114; D21/13, 48; D13/158, 102; D15/142, 138, 199; 74/625, 89.15, 471 Y

[56] References Cited

U.S. PATENT DOCUMENTS

D. 276,247	11/1984	Kim	D21/48
D. 280,217	8/1985	Tomozawa et al.	D19/60
D. 280,530	9/1985	Sugiyama	D19/60
D. 307,137	4/1990	Alfonso	D14/114
D. 309,604	7/1990	Osaka et al.	D14/114
D. 313,589	1/1991	Martinelli et al.	D14/114
D. 317,153	5/1991	MacKenzie	D14/114
D. 318,074	7/1991	Haung	D21/48
D. 318,306	7/1991	Cheung	D19/60
D. 321,215	10/1991	Shames	D21/48

D. 329,062	9/1992	Chin	D21/13
D. 329,470	9/1992	Kaneko	D21/13
D. 331,043	11/1992	Yang	D14/114
4,511,161	4/1985	Gruner	434/108
4,820,908	4/1989	Wei	364/410
5,063,289	11/1991	Jasinski et al.	74/471 XY
5,095,798	3/1992	Okada et al.	364/410
5,135,398	8/1992	Thornton et al.	273/434

OTHER PUBLICATIONS

Hong Kong Enterprise, Oct. 1989, p. 283, the Quiksent temperature control.

Primary Examiner—Wallace R. Burke
Assistant Examiner—Melody Brown
Attorney, Agent, or Firm—Wegner, Cantor, Mueller & Player

[57] CLAIM

The ornamental design for actuator controller, as shown and described.

DESCRIPTION

FIG. 1 is a perspective view of an actuator controller showing our new design;
FIG. 2 is a left side elevational view thereof;
FIG. 3 is a front elevational view thereof;
FIG. 4 is a right side elevational view thereof;
FIG. 5 is a rear elevational view thereof;
FIG. 6 is a top plan view thereof; and,
FIG. 7 is a bottom plan view thereof.

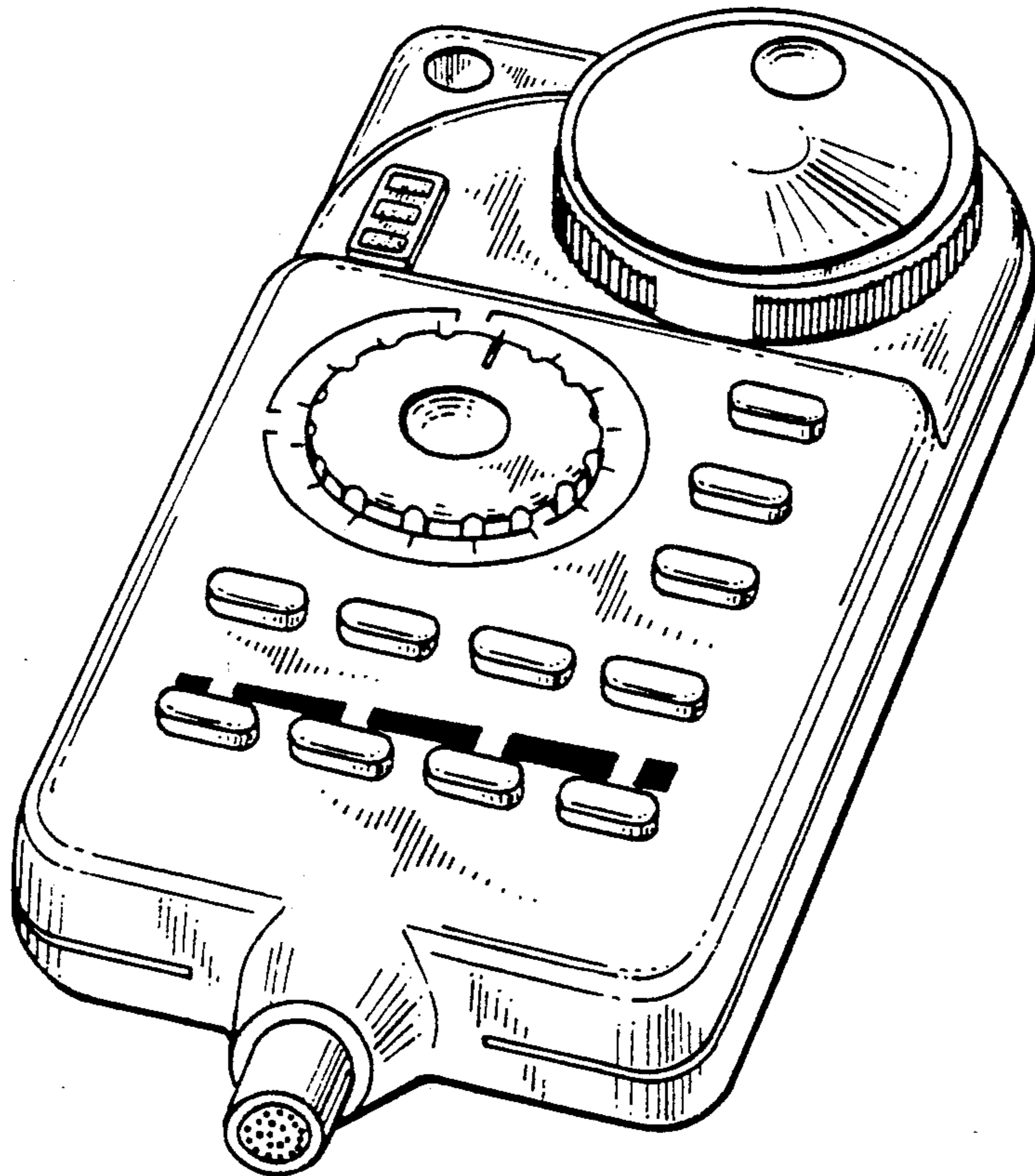


FIG. 1




FIG. 2

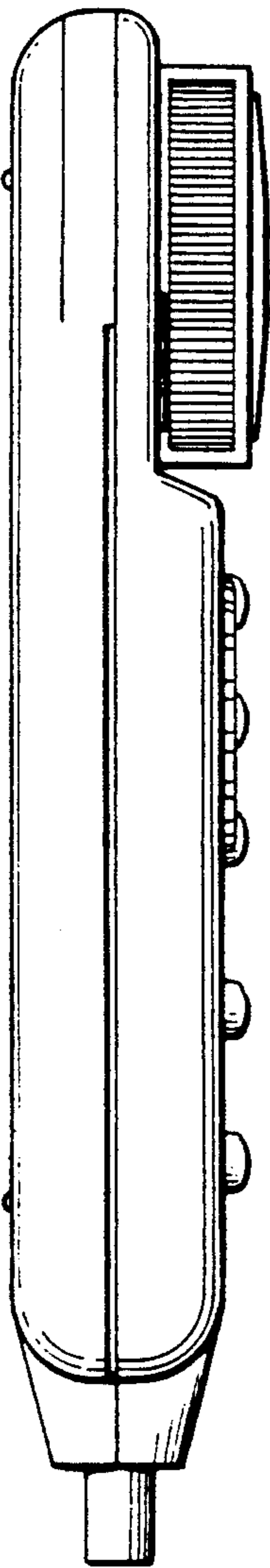


FIG. 3

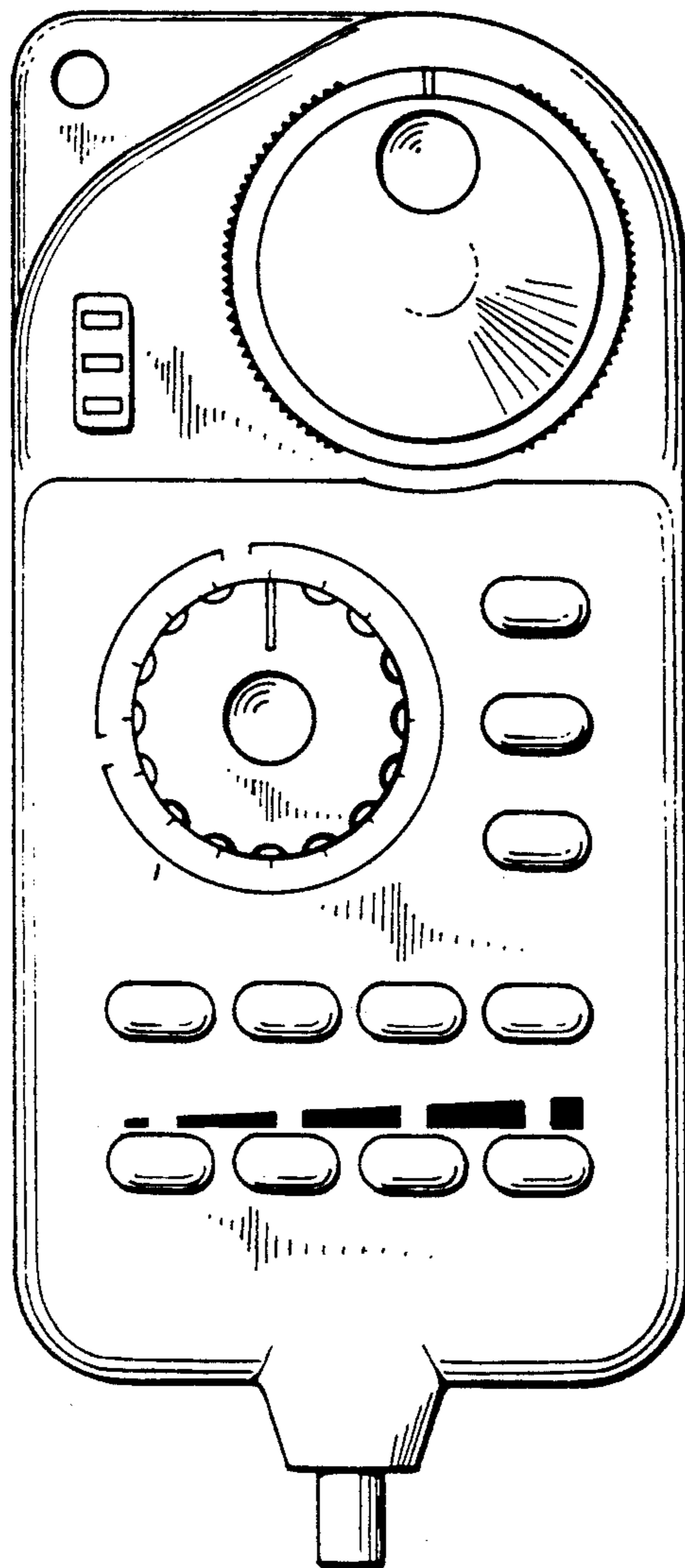


FIG. 4

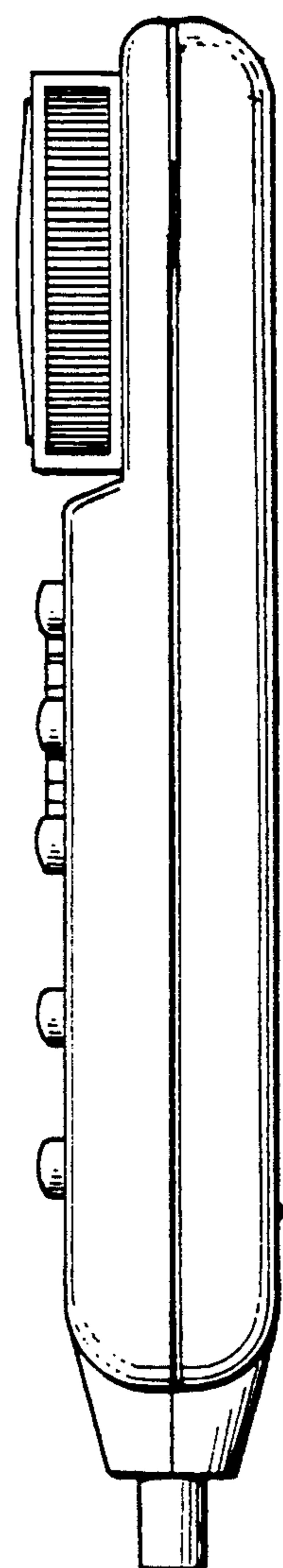


FIG. 5




FIG. 6

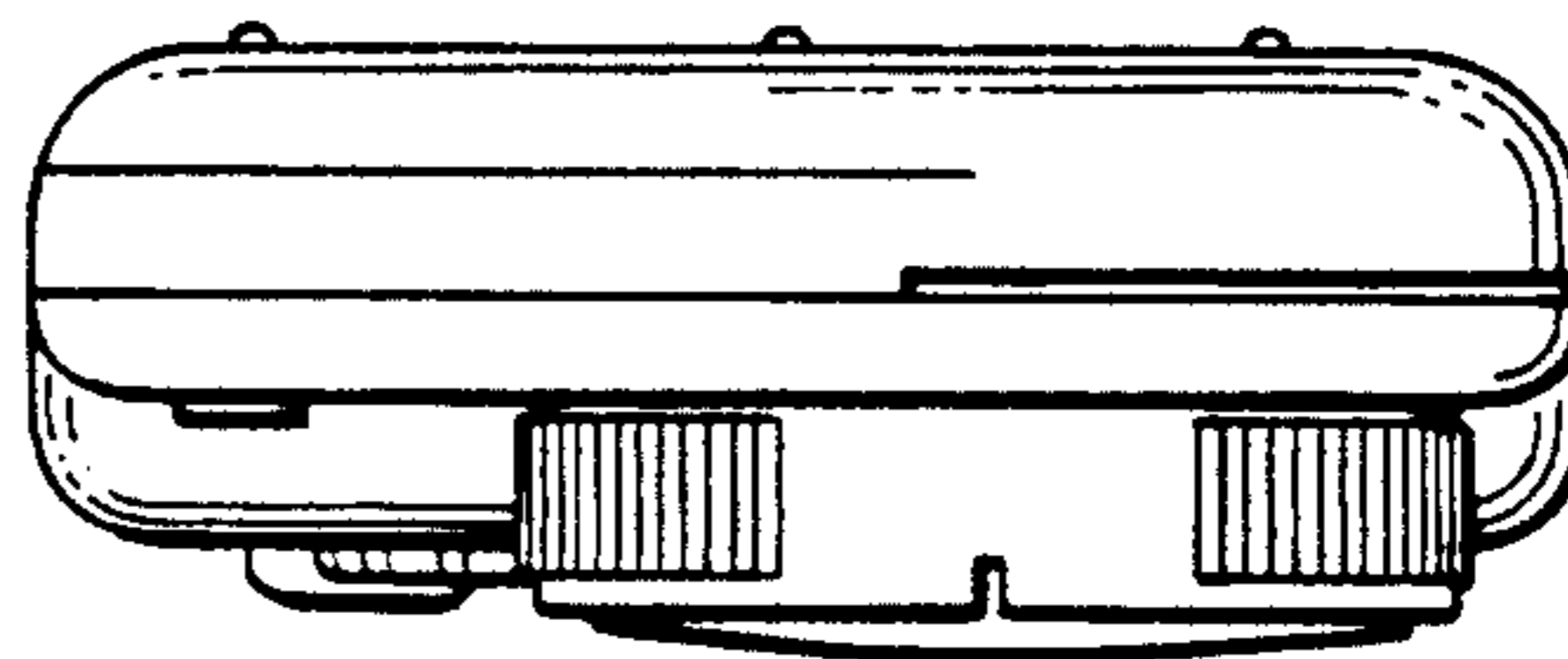


FIG. 7

