



US00D340004S

United States Patent [19]

[11] Patent Number: **Des. 340,004**

Butler

[45] Date of Patent: **** Oct. 5, 1993**

[54] **EXPANSION BRACELET**

[75] Inventor: **George T. Butler, Warwick, R.I.**

[73] Assignee: **Textron Inc., Providence, R.I.**

[**] Term: **14 Years**

[21] Appl. No.: **645**

[22] Filed: **Oct. 19, 1992**

D. 264,945	6/1982	Pennell	D10/32
D. 287,705	1/1987	Malamoud	D11/3
D. 289,502	4/1987	Woomer	D10/32
D. 313,840	1/1991	Bonnet	D10/32
3,063,058	11/1962	Vollet	D11/19

Primary Examiner—A. Hugo Word

Assistant Examiner—R. Seifert

Attorney, Agent, or Firm—Samuels, Gauthier & Stevens

Related U.S. Application Data

[62] Division of Ser. No. 895,820, Jun. 5, 1992, Pat. No. D. 335,638.

[52] U.S. Cl. **D11/19; D11/3; D11/25**

[58] Field of Search **D11/1-18, D11/20-25, 93-94, 87; 63/26, 1.1-11; 59/78-82, 84, 90-92; D10/30-39**

[56] **References Cited**

U.S. PATENT DOCUMENTS

D. 156,744	1/1950	Kent	D10/32
D. 249,251	9/1978	Cowan	D11/19

[57] **CLAIM**

The ornamental design for an expansion bracelet, as shown and described.

DESCRIPTION

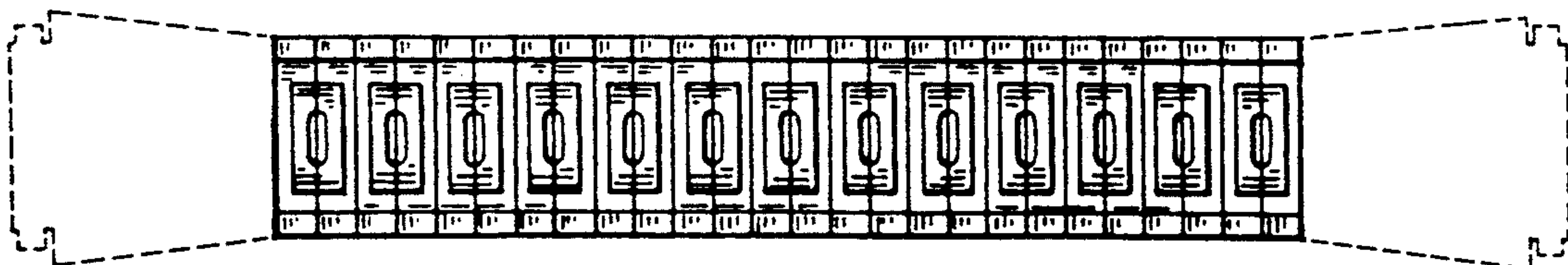
FIG. 1 is a top plan view of an expansion bracelet showing my new design;

FIG. 2 is a bottom plan view thereof with the central portion broken away for ease of illustration;

FIG. 3 is a side elevational view thereof; and,

FIG. 4 is a partial enlarged top plan view showing several adjacent top shells thereof.

The broken line showing of end links in FIGS. 1-3 is for illustrative purposes only and forms no part of the claimed design.



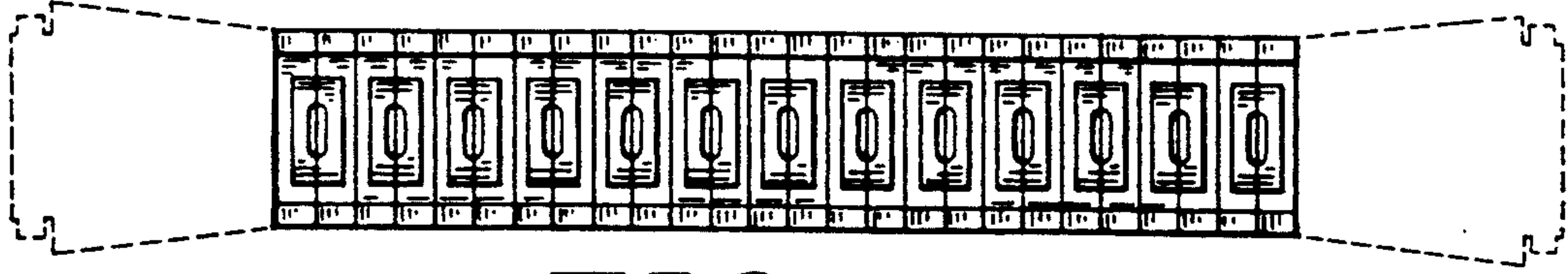


FIG. 1

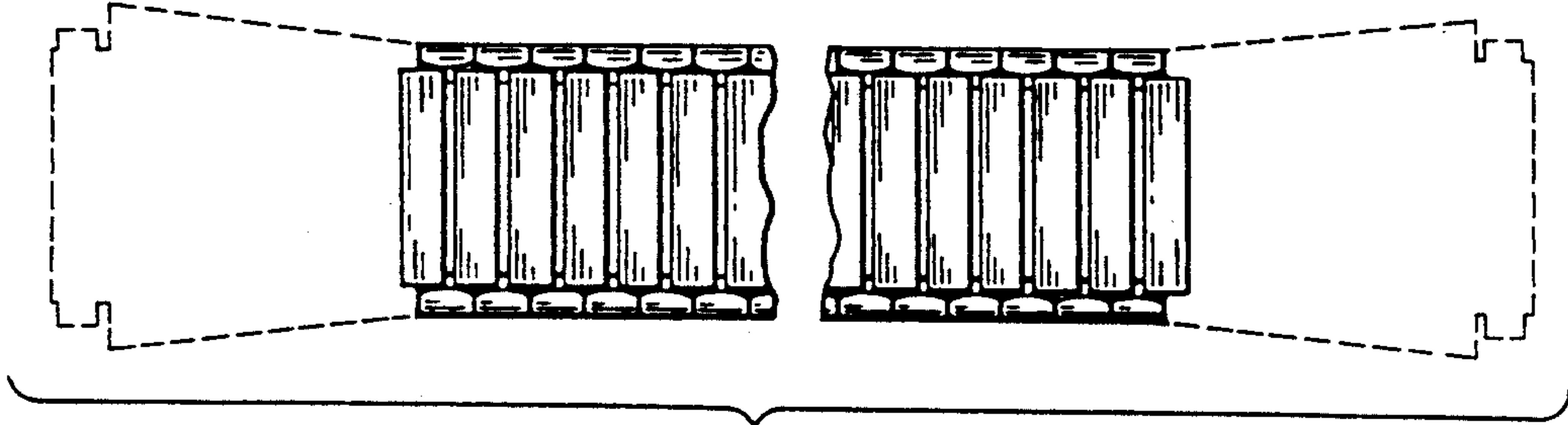


FIG. 2




FIG. 3

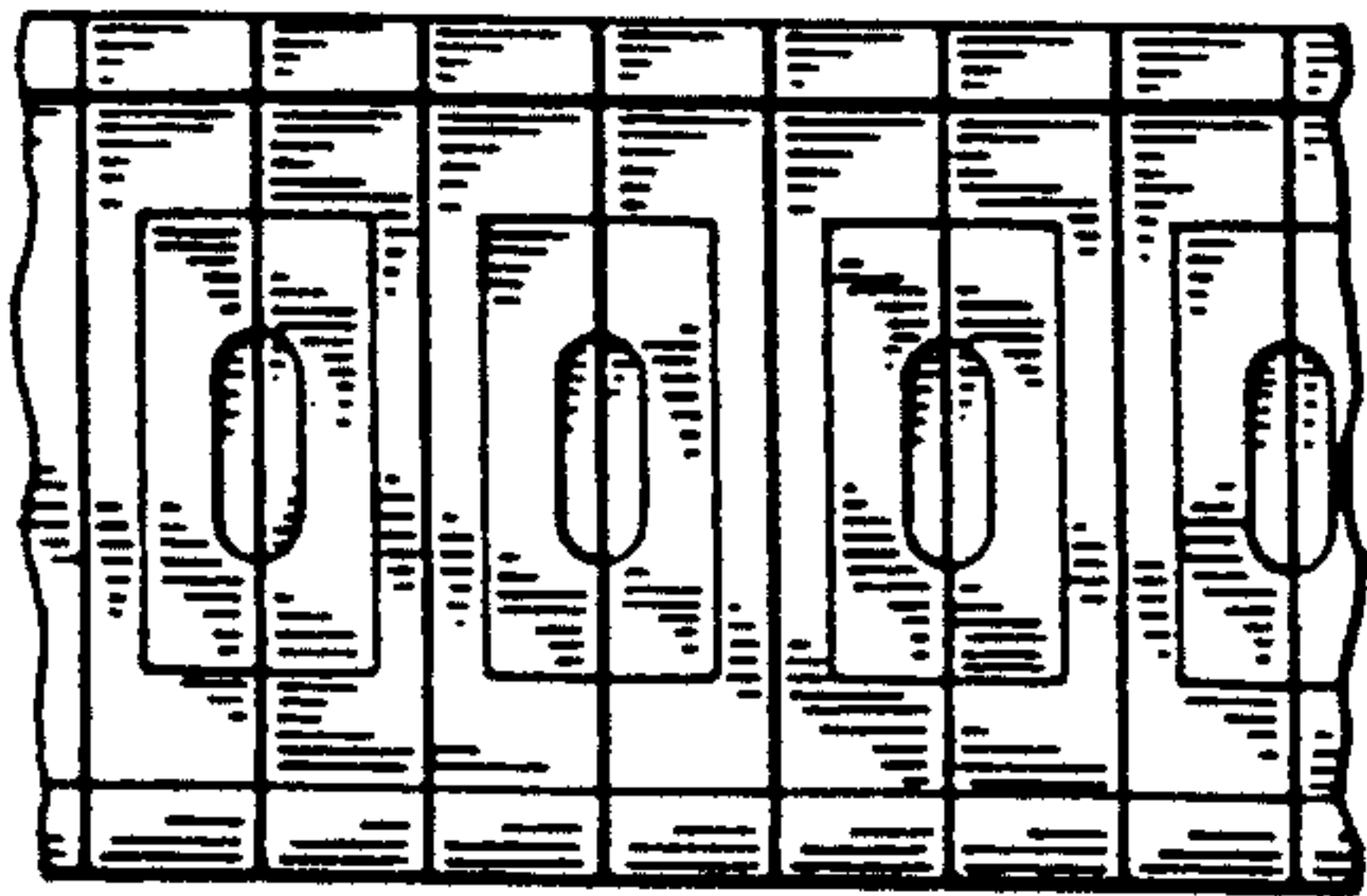


FIG. 4