



US00D340001S

# United States Patent [19]

[11] Patent Number: **Des. 340,001**

Watkins

[45] Date of Patent: **\*\* Oct. 5, 1993**

[54] HOUSE IDENTIFICATION LIGHT FOR EMERGENCIES

4,477,796 10/1984 Kearsley .  
4,613,847 9/1986 Scolari ..... 116/63 P  
4,686,505 8/1987 Vanderburg .

[76] Inventor: Daniel Watkins, 2495 Brenda Way, Carson City, Nev. 89704

### FOREIGN PATENT DOCUMENTS

[\*\*] Term: 14 Years

1256569 8/1961 France ..... 404/16  
1416764 12/1975 United Kingdom ..... 404/16

[21] Appl. No.: 748,392

Primary Examiner—Wallace R. Burke  
Assistant Examiner—Marcus Jackson  
Attorney, Agent, or Firm—Terry M. Gernstein

[22] Filed: Aug. 22, 1991

[52] U.S. Cl. .... D10/114; D26/72

[58] Field of Search ..... D10/109, 111, 113, 114, D10/115; D20/10, 17; 116/63 C, 63 P; 404/6, 7, 8, 9, 10, 11, 12, 13, 14, 15, 16; 40/590, 591, 592, 593

### [57] CLAIM

The ornamental design for a house identification light for emergencies, as shown and described.


### [56] References Cited

#### U.S. PATENT DOCUMENTS

D. 290,620	6/1987	Elmer	.....	D20/10
D. 290,621	6/1987	Ossvik	.....	D20/10
2,077,585	4/1937	Rivers	.....	40/592
2,960,786	11/1960	Wagner	.....	40/592
3,440,748	4/1969	Hackley	.....	40/592
4,068,149	1/1978	Wuchinich	.....	

### DESCRIPTION

FIG. 1 is a perspective view of a house identification light for emergencies showing my new design;  
FIG. 2 is a bottom plan view thereof;  
FIG. 3 is a bottom view thereof;  
FIG. 4 is a side elevational view thereof, with the opposite sides being a mirror image;  
FIG. 5 is a front elevational view thereof; and,  
FIG. 6 is a rear elevational view thereof.






FIG. 1




FIG. 4

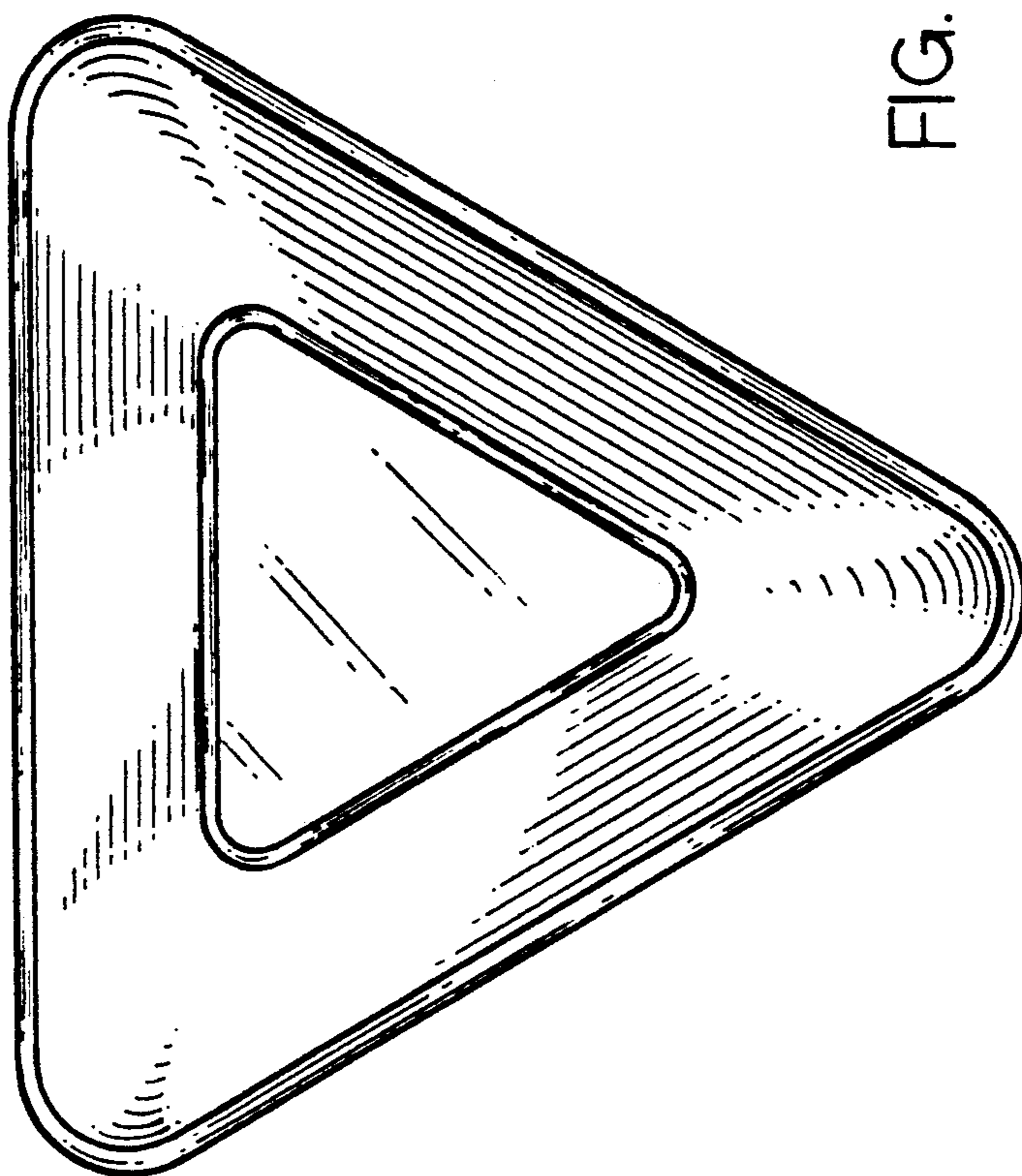
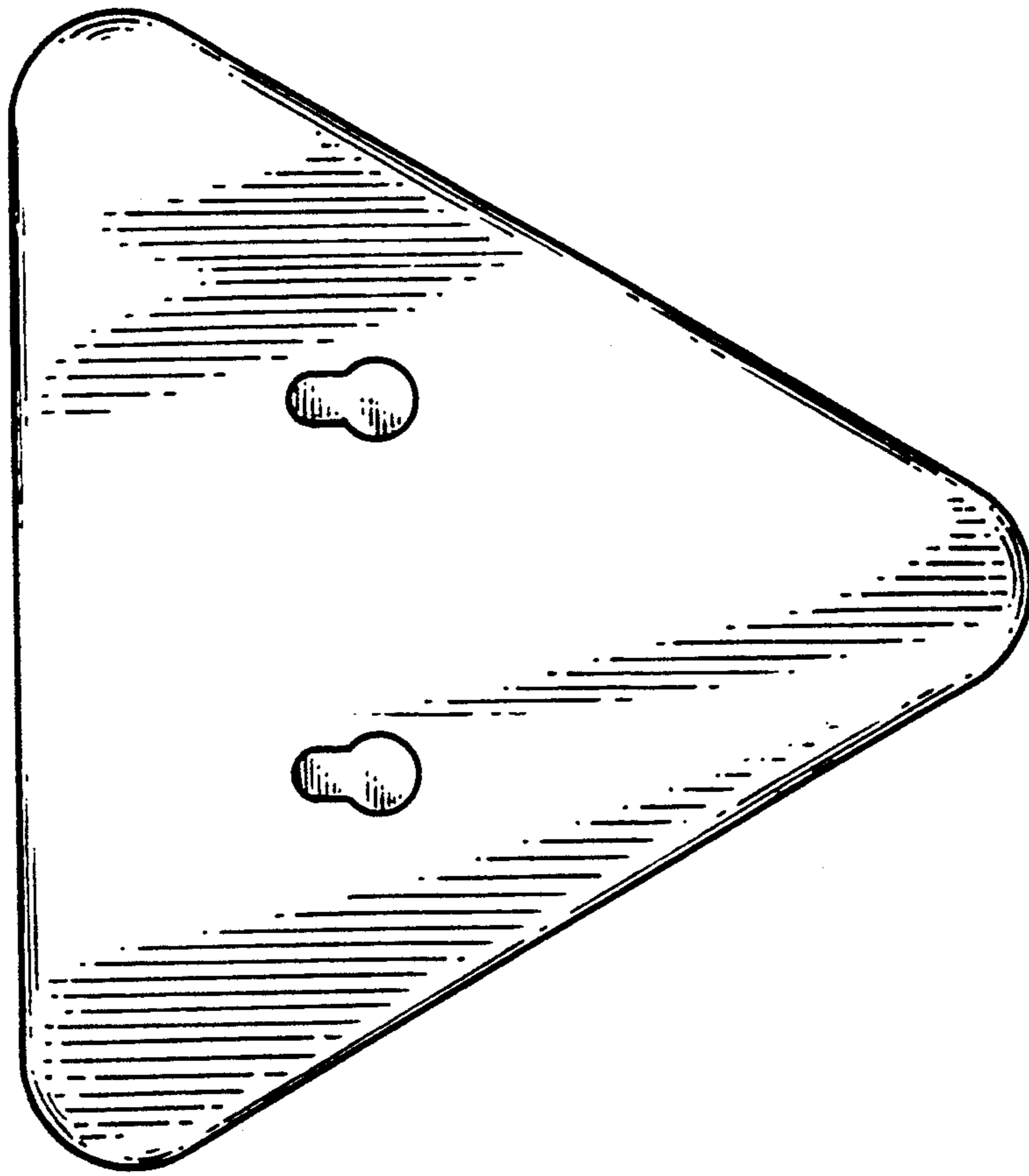


FIG. 2

FIG. 3






FIG. 6




FIG. 5