



US00D339990S

# United States Patent [19]

[11] Patent Number: **Des. 339,990**

**Polenberg**

[45] Date of Patent: **\*\* Oct. 5, 1993**

[54] **WRISTWATCH**

D. 326,233 5/1992 Burgener ..... D10/39

[75] Inventor: **Myron Polenberg, New York, N.Y.**

### OTHER PUBLICATIONS

[73] Assignee: **Swiss Army Brands, Ltd., Shelton, Conn.**

Swiss Watch and Jewelry Journal, Feb. 1989, p. 354 see circled watch on left.

[\*\*] Term: **14 Years**

Jeweler's Circular Keystone, Oct. 1985, p. 125 see circled watch lower right.

[21] Appl. No.: **683,361**

*Primary Examiner*—Nelson C. Holtje

[22] Filed: **Apr. 8, 1991**

*Assistant Examiner*—Martha Thompson

[52] U.S. Cl. .... **D10/39; D10/126**

### [57] CLAIM

[58] Field of Search ..... **D10/30-39, D10/122-126, 128, 129; 368/223-238, 276-278, 280-282, 285, 318, 322-323**

The ornamental design for a wristwatch, as shown and described.

### [56] References Cited

### DESCRIPTION

#### U.S. PATENT DOCUMENTS

- D. 178,770 9/1956 Doerwald ..... D10/39
- D. 222,784 12/1971 Kurth ..... D10/39
- D. 262,781 1/1982 Maliskas ..... D10/126
- D. 301,693 6/1989 Canta ..... D10/126 X


FIG. 1 is a front elevational view of a wristwatch, showing my new design;

FIG. 2 is a left side elevational view thereof;

FIG. 3 is a right side elevational view thereof;

FIG. 4 is a rear elevational view thereof; and,

FIG. 5 is a bottom plan view thereof.






FIG. 3

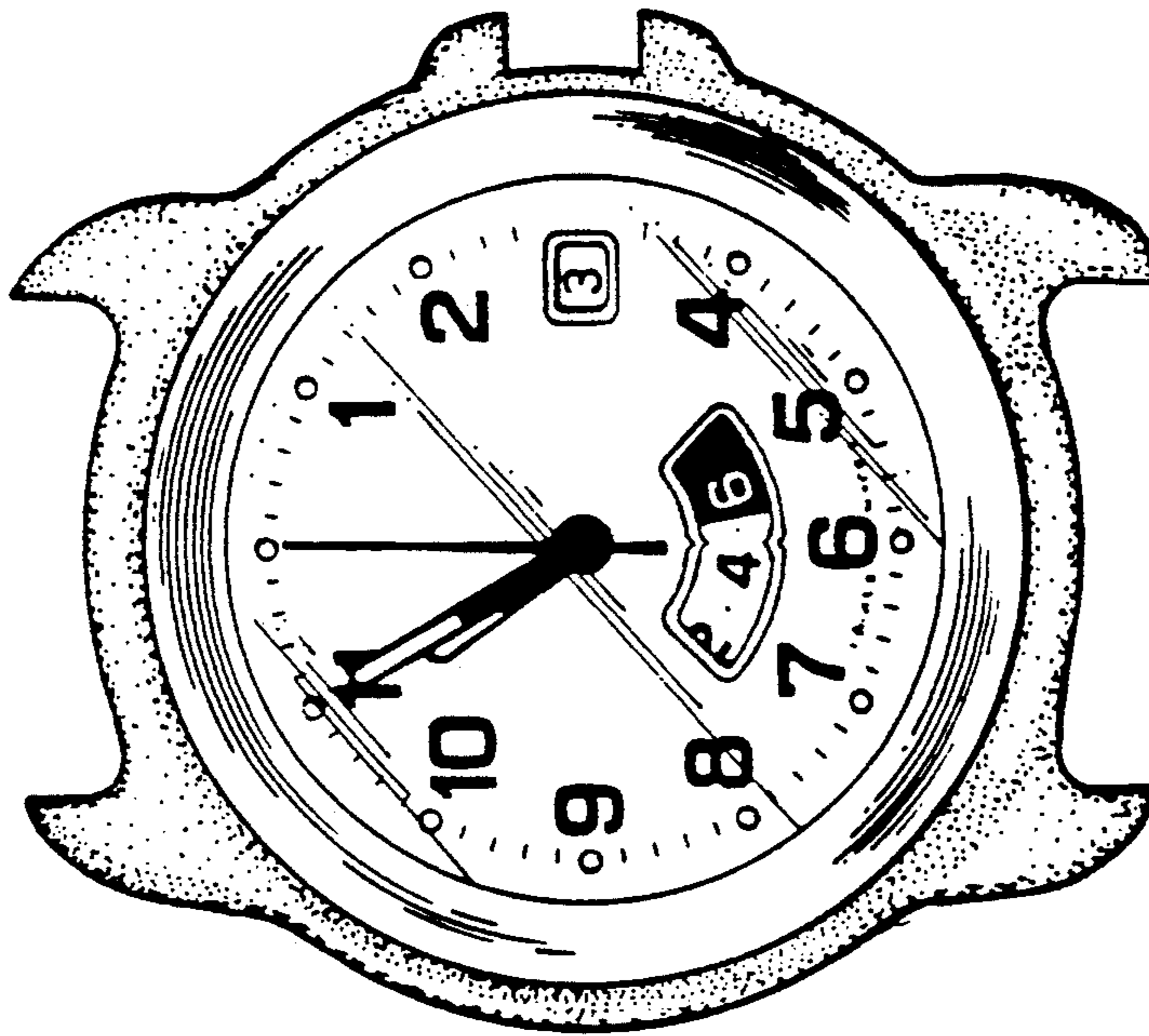


FIG. 1



FIG. 2




FIG. 5

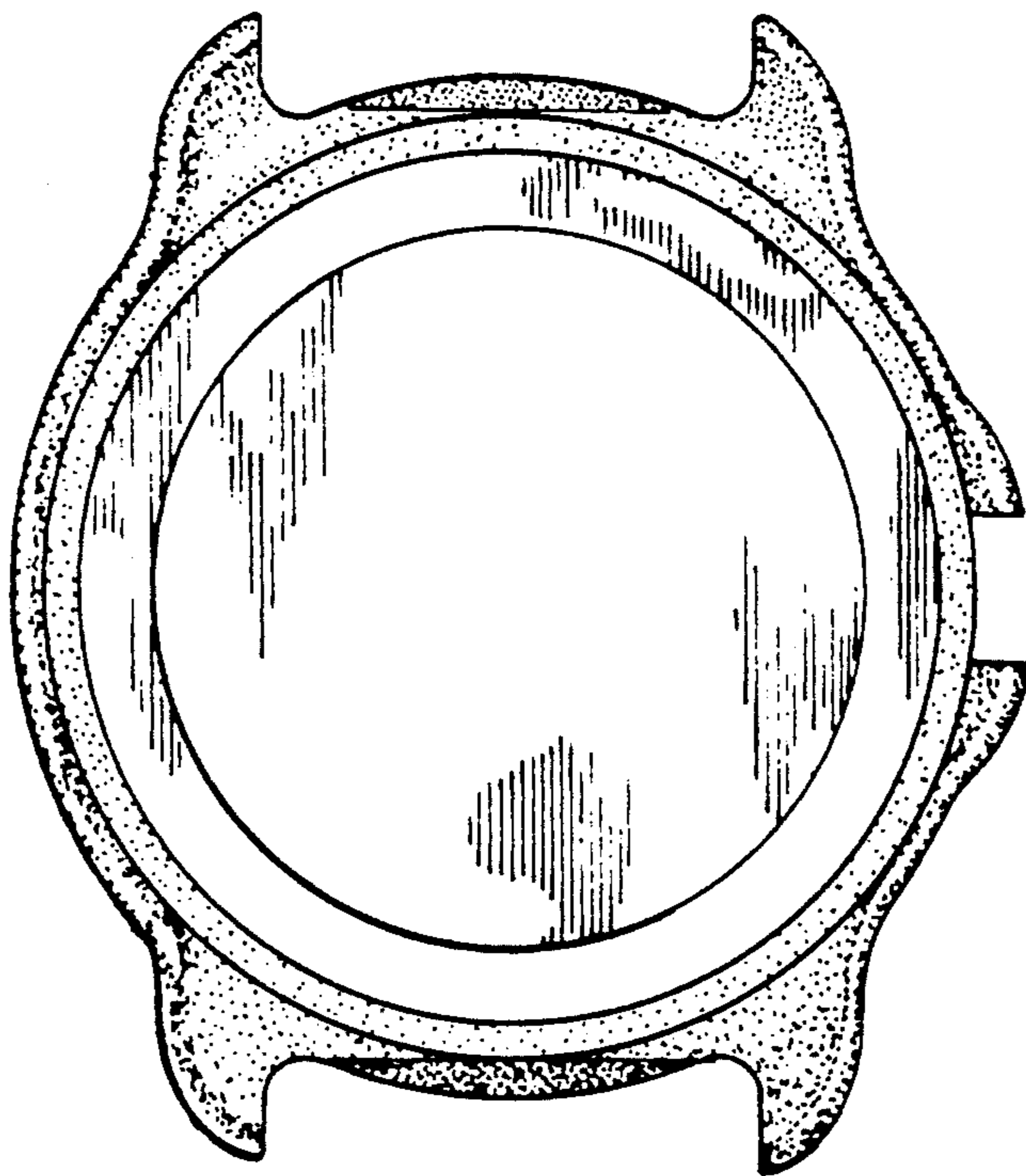


FIG. 4