



US00D339989S

United States Patent [19]

[11] Patent Number: **Des. 339,989**

Parsons

[45] Date of Patent: **** Oct. 5, 1993**

[54] WATCH FOR ATTACHMENT TO A SHOE

| | | | |
|-----------|---------|------------|--------|
| 4,597,198 | 7/1986 | Schweitzer | 36/136 |
| 4,712,319 | 12/1987 | Goria | 36/136 |
| 4,724,628 | 2/1988 | Schreiner | 36/136 |
| 4,891,797 | 1/1990 | Woodfalks | 368/10 |

[76] Inventor: **Karri L. Parsons**, 21600 Bon Brae, St. Claire Shores, Mich. 48081

[**] Term: **14 Years**

Primary Examiner—Nelson C. Holtje
Assistant Examiner—Martha Thompson
Attorney, Agent, or Firm—Terry M. Gernstein

[21] Appl. No.: **806,468**

[22] Filed: **Dec. 13, 1991**

[57] **CLAIM**

[52] U.S. Cl. **D10/30; D10/39; D2/314**

The ornamental design for a watch for attachment to a shoe, as shown and described.

[58] Field of Search **D10/30-39, D10/122-126, 128, 129; D2/314, 316, 265; 224/164-180; 368/276-278, 285, 280-282, 318, 322-323, 10**

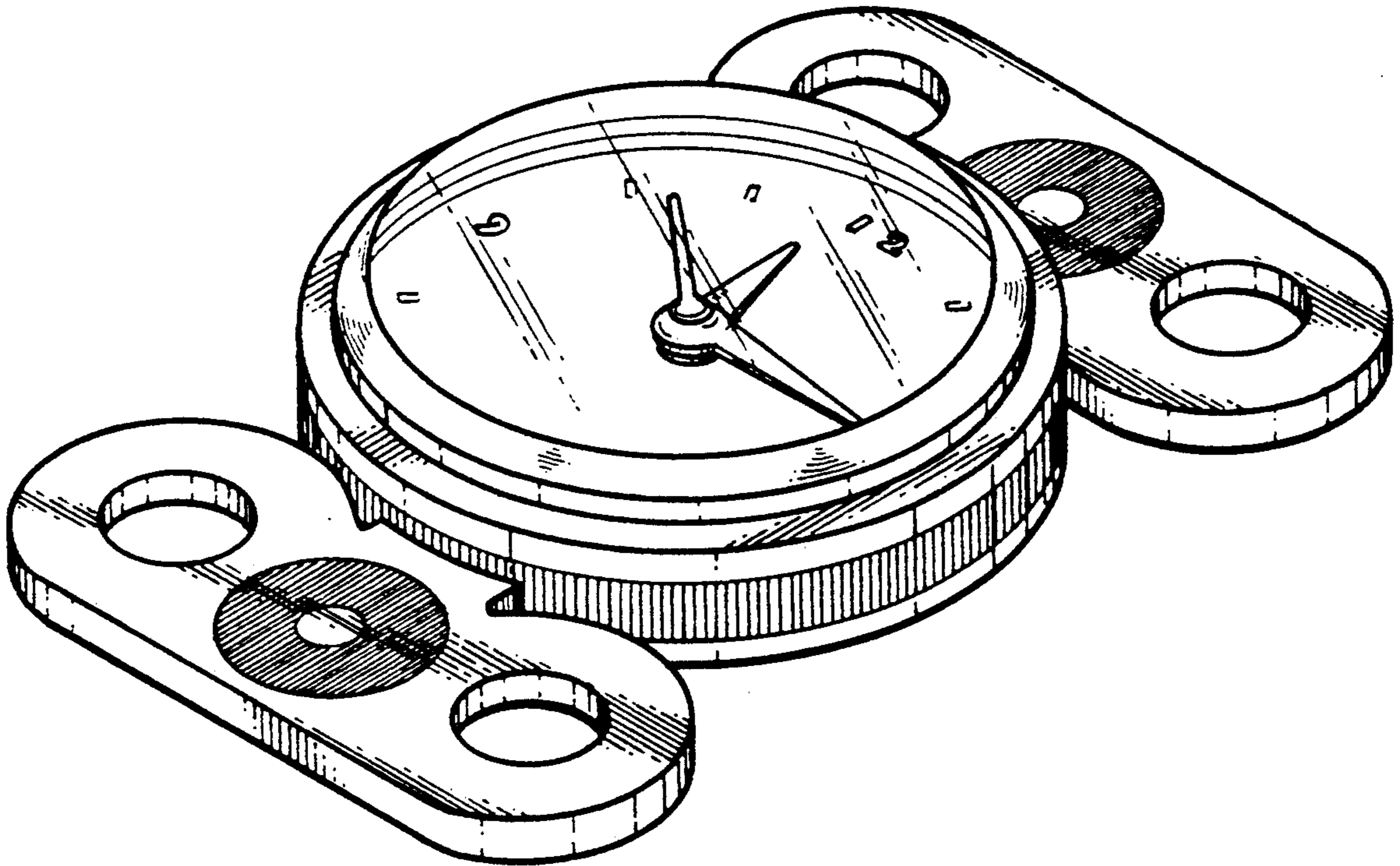
DESCRIPTION

[56] **References Cited**

U.S. PATENT DOCUMENTS

| | | | |
|------------|---------|-------------------|---------|
| D. 318,236 | 7/1991 | Hiles | D10/30 |
| D. 320,945 | 10/1991 | Hiles | D10/30 |
| 2,629,981 | 3/1953 | Melik-Minassiantz | 368/281 |

FIG. 1 is a front perspective view of a watch for attachment to a shoe showing my new design; FIG. 2 is a front elevational view thereof, the rear being a mirror image of the front shown in FIG. 2; FIG. 3 is a side elevational view thereof, the side opposite being a mirror image of the side shown in FIG. 3; FIG. 4 is a top plan view thereof; and, FIG. 5 is a bottom view thereof.



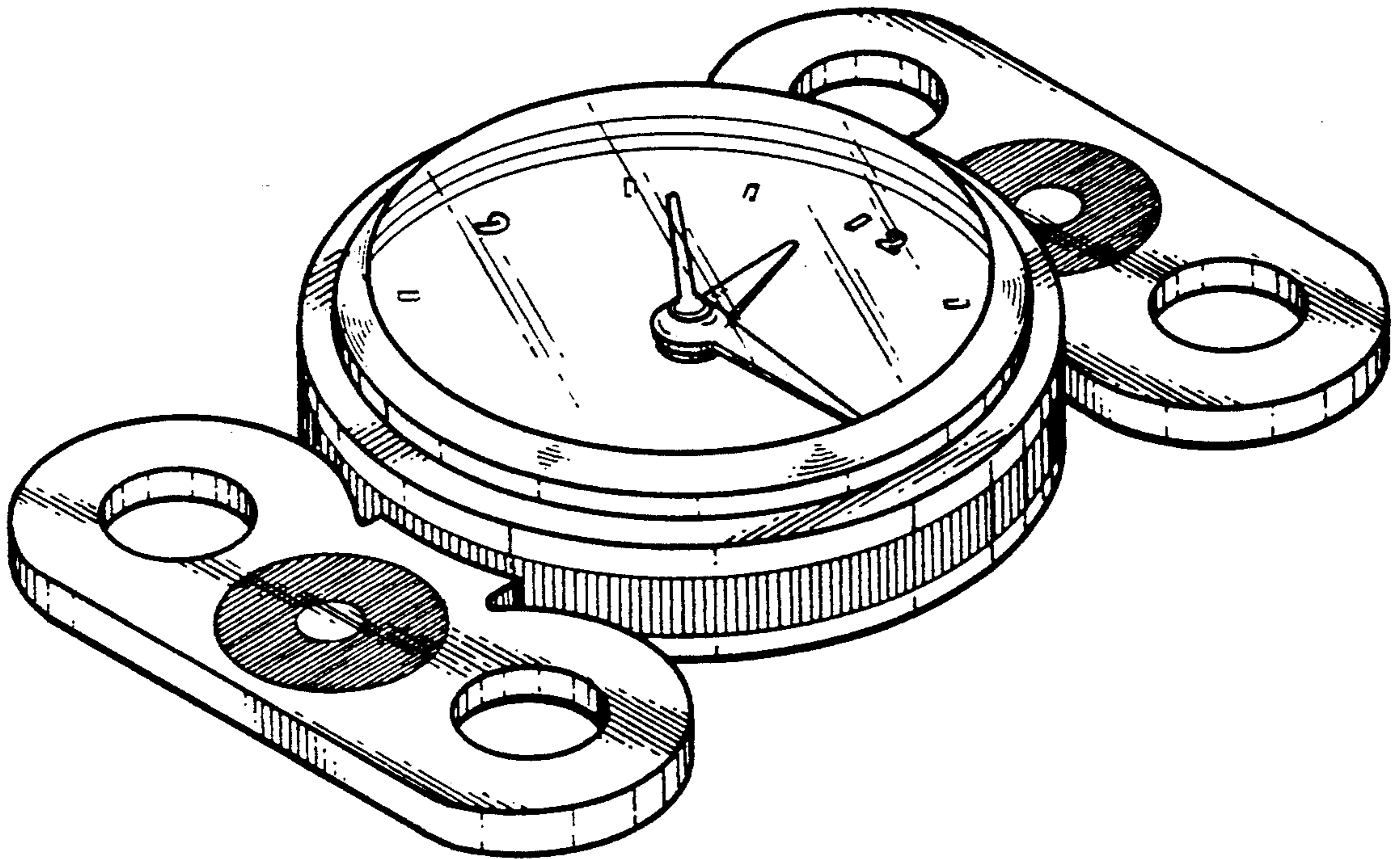


FIG. 1

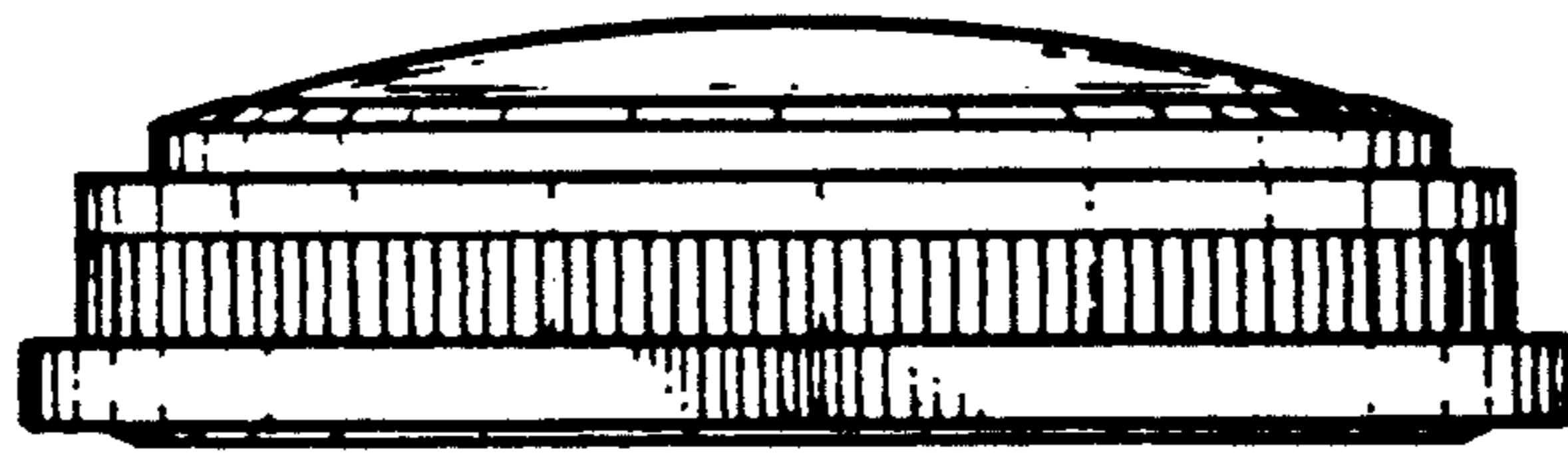


FIG. 2

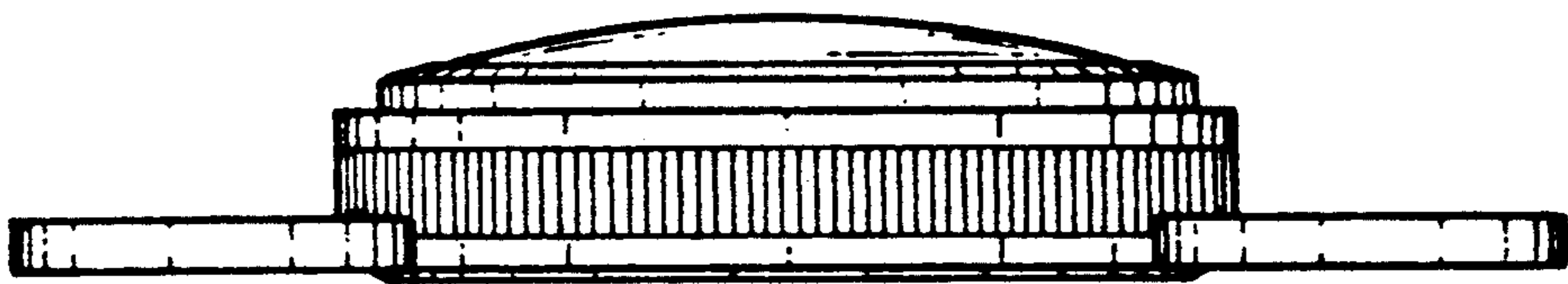


FIG. 3




FIG. 4

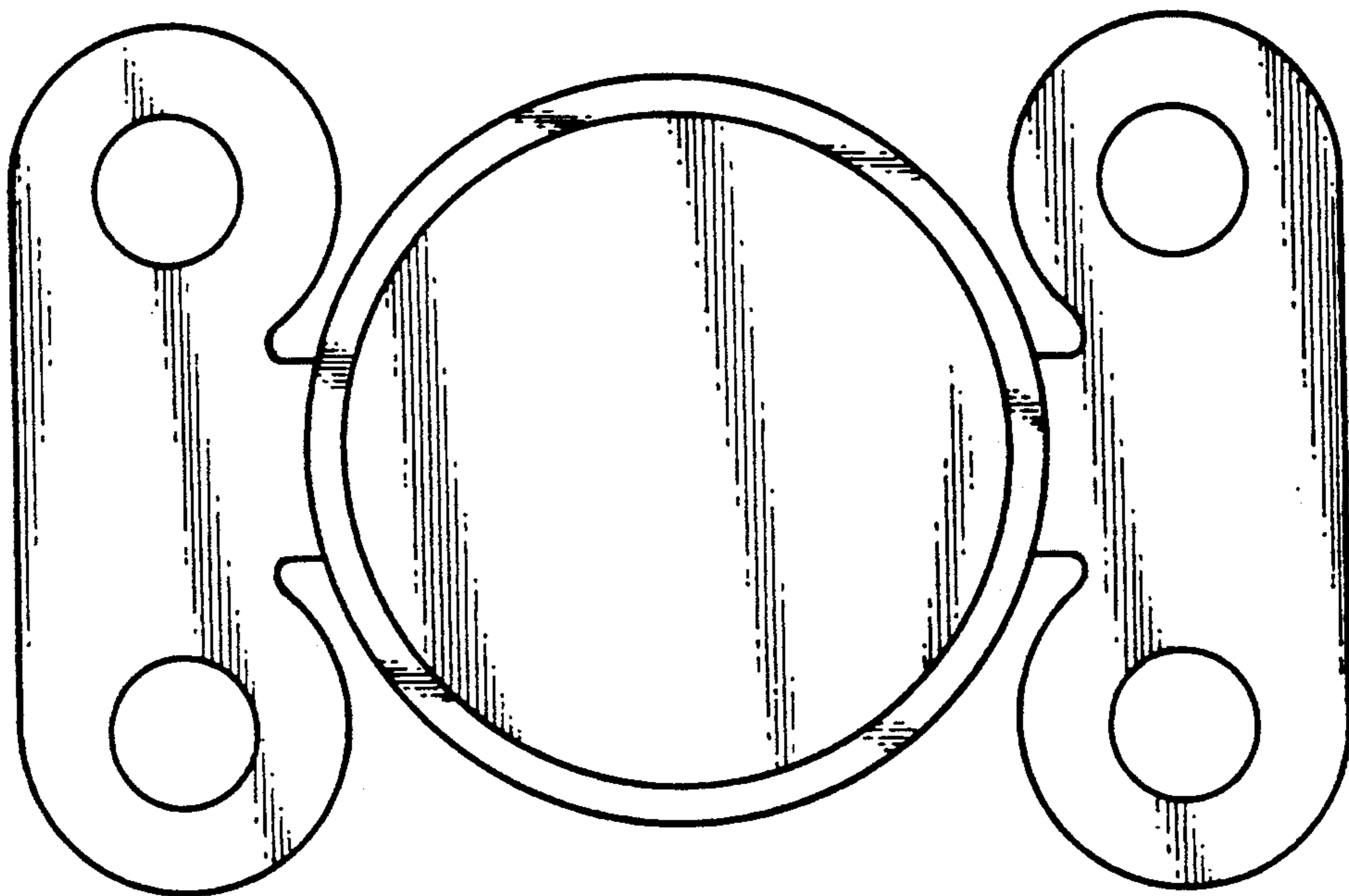


FIG. 5