



US00D339983S

# United States Patent [19]

[11] Patent Number: **Des. 339,983**

Breton et al.

[45] Date of Patent: **\*\* Oct. 5, 1993**

[54] **VIAL PROTECTIVE TRAY**

[75] Inventors: **Donald V. Breton**, No. Vassalboro;  
**Louis D. Legacy**, Winslow, both of Me.

3,651,976 3/1972 Chadbourne ..... 229/2.5 X  
 3,876,130 4/1975 Haase ..... 229/2.5 R  
 5,080,225 1/1992 Russo et al. .... 206/564 X  
 5,094,355 3/1992 Clark et al. .... 229/2.5 X  
 5,127,526 7/1992 Vigue ..... 206/523 X

[73] Assignee: **Keyes Fibre Co.**, Waterville, Me.

*Primary Examiner*—Bernard Ansher  
*Assistant Examiner*—Prabhakar Deshmukh  
*Attorney, Agent, or Firm*—Connolly and Hutz

[\*\*] Term: **14 Years**

[21] Appl. No.: **837,426**

### [57] CLAIM

[22] Filed: **Feb. 18, 1992**

The ornamental design for a vial protective tray, as shown and described.

[52] U.S. Cl. .... **D9/347**

[58] Field of Search ..... D9/425, 424, 341-348,  
 D9/432, 337; 206/521.15, 523, 524, 585, 588,  
 589, 590, 541, 557, 564, 561; 220/4.22, 4.23,  
 4.26; 229/2.5 R, 2.5 EC, 4.5, 904, 905, 915;  
 D7/553, 550, 601, 602, 558

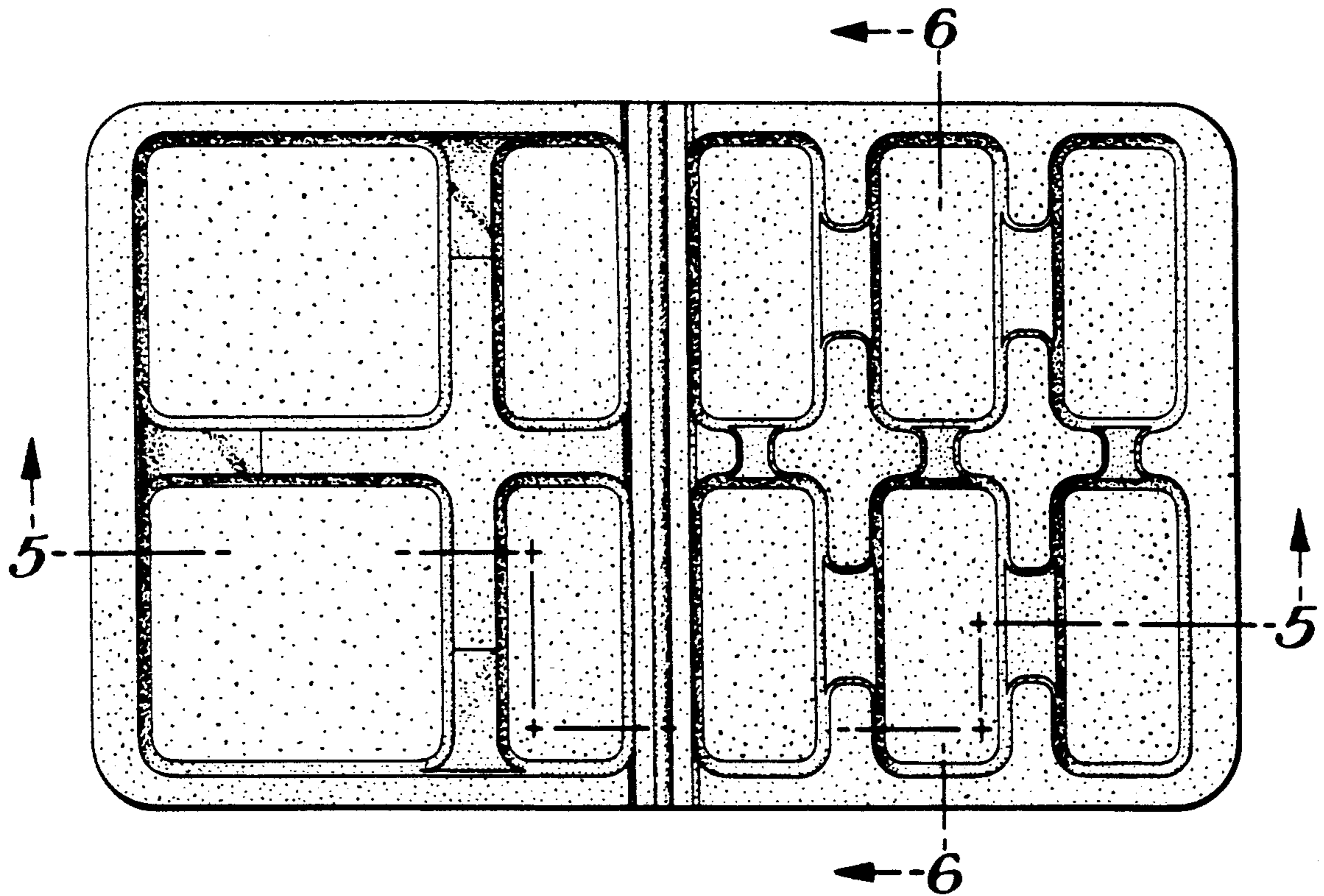
### DESCRIPTION

### [56] References Cited

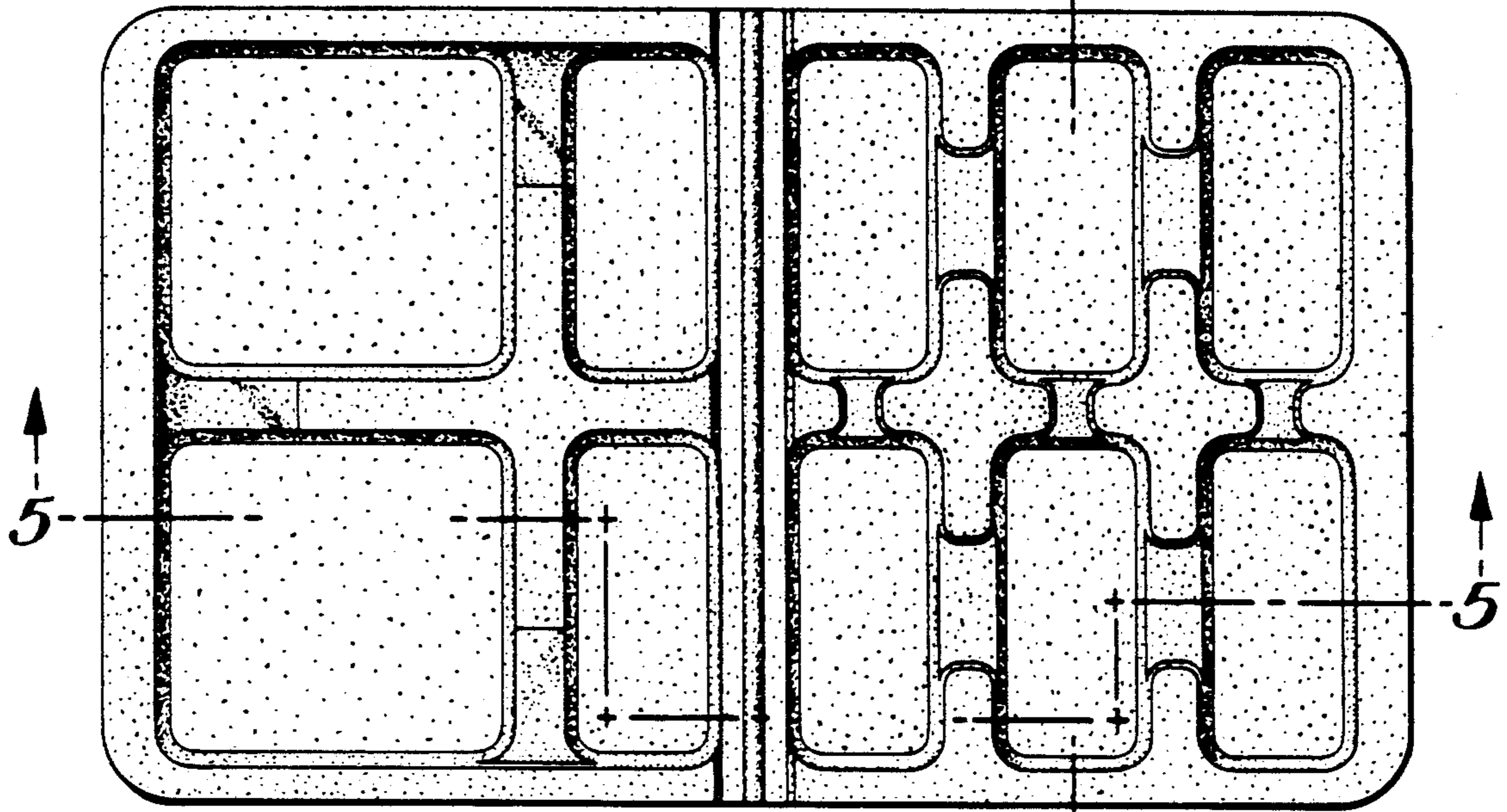
#### U.S. PATENT DOCUMENTS

D. 236,691 9/1975 Haase ..... D9/347  
 D. 274,693 7/1984 Cruz ..... D9/425 X  
 D. 280,060 8/1985 Holzkopf ..... D9/347 X  
 D. 316,359 4/1991 Anderson ..... D7/553 X

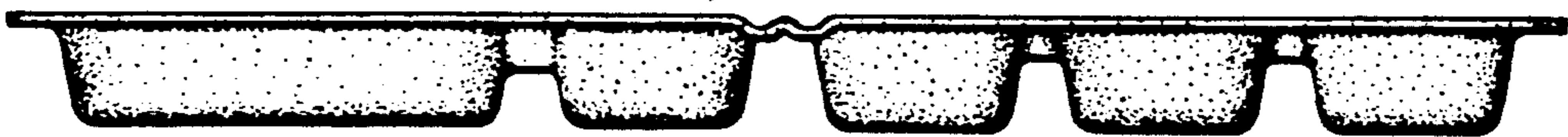
FIG. 1 is a front elevational view of a vial protective tray showing our new design; the rear elevational view being a mirror image thereof;  
 FIG. 2 is a top plan view thereof;  
 FIG. 3 is a left side elevational view thereof;  
 FIG. 4 is a right side elevational view thereof;  
 FIG. 5 is a sectional elevational view thereof taken along line 5-5 of FIG. 2;  
 FIG. 6 is a sectional elevational view thereof taken along line 6-6 of FIG. 2; and,  
 FIG. 7 is a bottom plan view thereof.



*Fig. 2.* ←-6



*Fig. 1.* ←-6



*Fig. 3.*



*Fig. 4.*



*Fig. 5.*



*Fig. 6.*



*Fig. 7.*

