



US00D339980S

United States Patent [19]

[11] Patent Number: **Des. 339,980**

Sheehan

[45] Date of Patent: **** Oct. 5, 1993**

[54] **PICTURE HANGER**

[75] Inventor: **Robert K. Sheehan, Cincinnati, Ohio**

[73] Assignee: **Indevco Corporation, Cincinnati, Ohio**

[**] Term: **14 Years**

[21] Appl. No.: **783,088**

[22] Filed: **Oct. 28, 1991**

[52] U.S. Cl. **D8/373**

[58] Field of Search **D8/349, 354, 363, 366, D8/373; 248/217.3, 300, 493**

1,651,392	12/1927	Honigbaum .	
2,157,837	11/1938	Freudenberger	248/493
2,471,584	5/1949	Richards .	
2,693,927	11/1954	Gardner .	
2,757,890	8/1956	Sutton et al. .	
3,186,364	6/1965	Costantini et al.	248/250 X
3,282,547	11/1966	Ables .	
3,298,651	1/1967	Passer .	
3,376,911	4/1968	Henning .	
3,447,823	6/1969	Gregoire .	
3,966,157	6/1976	Corral et al. .	
4,300,745	11/1981	Peterson .	
4,333,625	6/1982	Haug	248/216.1
4,335,865	6/1982	Cormier	248/216.1 X
4,613,108	9/1986	Sundstrom et al. .	
4,858,871	8/1989	Ramano	D8/367

[56] **References Cited**

U.S. PATENT DOCUMENTS

D. 157,092	1/1950	Shield	D8/382
D. 197,417	1/1964	Kirkpatrick	D8/356
D. 241,222	8/1976	Edwards	D8/373 X
24,586	6/1959	Snyder .	
365,725	6/1887	Buckland .	
393,062	11/1888	Fay	D8/373
441,511	11/1890	Segur	D8/367 X
559,015	4/1896	Wilmont .	
688,585	12/1901	Brainerd .	
841,550	1/1907	Leonard .	
930,399	8/1909	Manser .	
1,018,097	2/1912	Claussen .	
1,115,800	11/1914	Froberg .	
1,175,802	3/1916	Orcutt .	
1,297,584	3/1919	Mock .	
1,452,515	4/1923	Kearney et al. .	
1,616,957	2/1927	Honigbaum .	


Primary Examiner—Wallace M. Burke
Assistant Examiner—H. Baynham
Attorney, Agent, or Firm—Wood, Herron & Evans

[57] **CLAIM**

The ornamental design for a picture hanger, as shown and described.

DESCRIPTION

FIG. 1 is a left front perspective view of a picture hanger showing my new design;
FIG. 2 is a front elevational view thereof;
FIG. 3 is a right side elevational view thereof, the left side being a mirror image;
FIG. 4 is a top plan view thereof;
FIG. 5 is a bottom plan view thereof; and,
FIG. 6 is a rear elevational view thereof.






FIG. 1




FIG. 2




FIG. 3

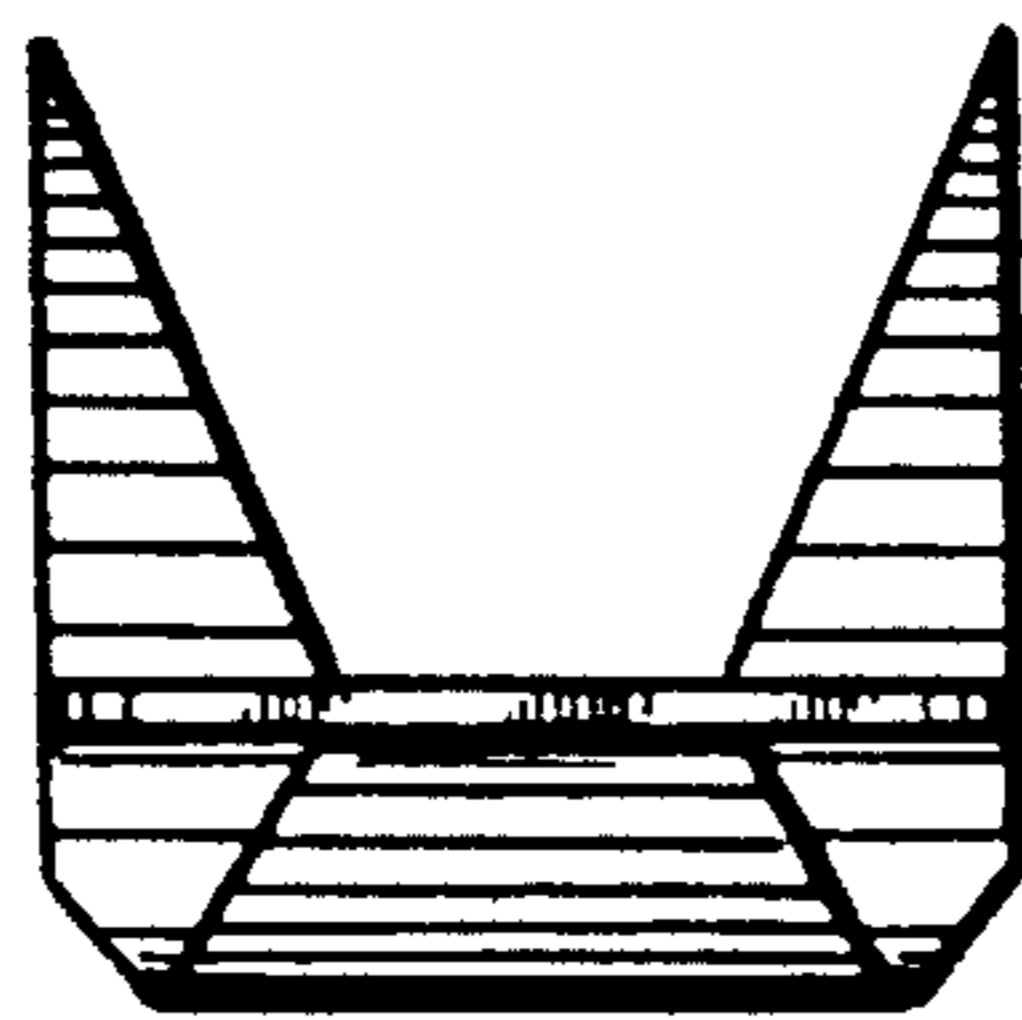


FIG. 4

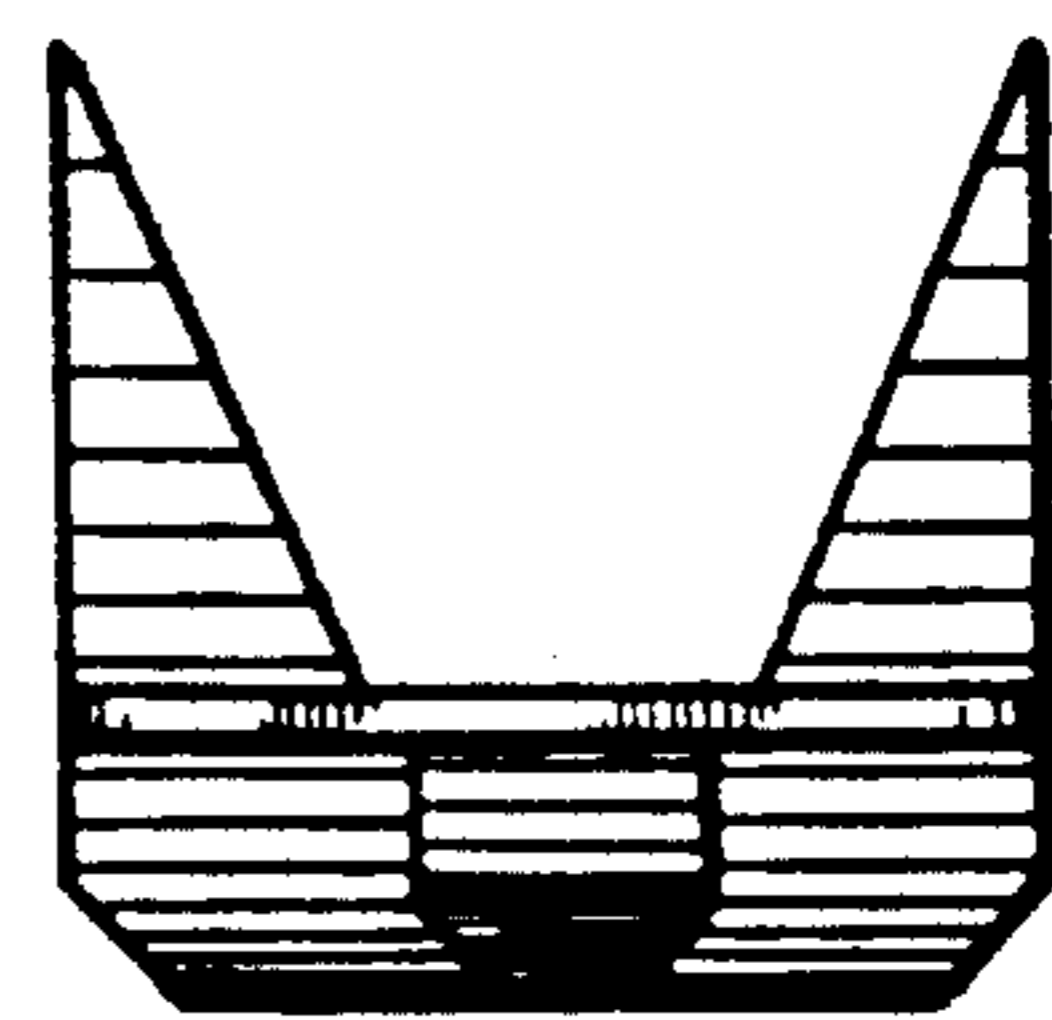


FIG. 5

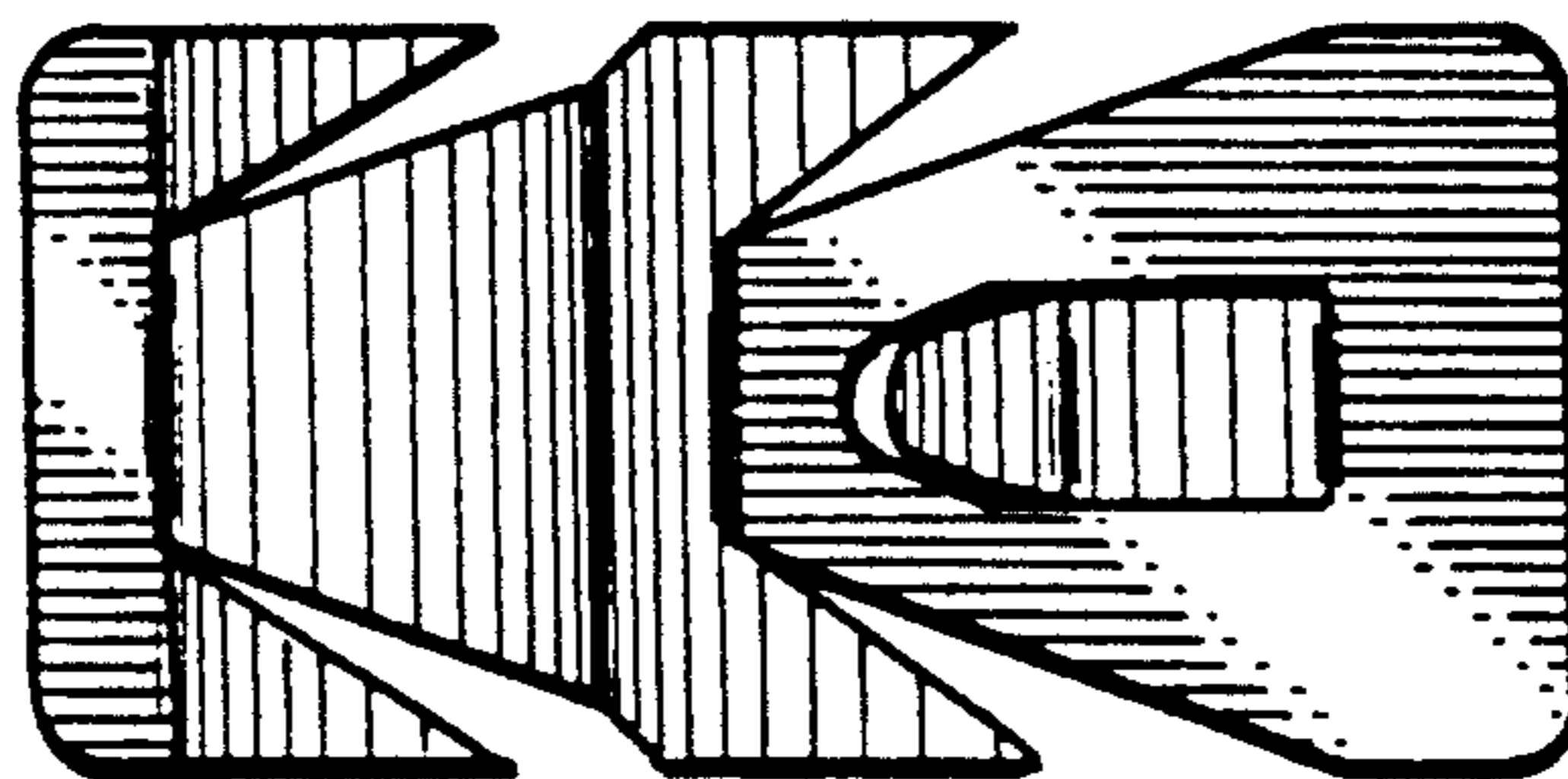


FIG. 6