



US00D339973S

# United States Patent [19]

[11] Patent Number: **Des. 339,973**

Chen

[45] Date of Patent: **\*\* Oct. 5, 1993**

[54] **STEERING WHEEL LOCK**

5,138,853 8/1992 Chen ..... 70/209  
5,179,849 1/1993 Wang ..... 70/209

[76] Inventor: **Ruei-Mei Chen**, No. 18, Lane 76, Sec. 2, Hsin Sheng N. Rd., Taipei, Taiwan

*Primary Examiner*—Brian N. Vinson  
*Attorney, Agent, or Firm*—Morton J. Rosenberg; David I. Klein

[\*\*] Term: **14 Years**

[57] **CLAIM**

[21] Appl. No.: **889,305**

The ornamental design for a steering wheel lock, as shown and described.

[22] Filed: **May 28, 1992**

[52] U.S. Cl. .... **D8/331**

**DESCRIPTION**

[58] Field of Search ..... **D8/330-342;**  
70/237-238, 252, 207, 209-223, 225-226

FIG. 1 is a perspective view of a steering wheel lock showing my new design;

FIG. 2 is a front view thereof;

FIG. 3 is a rear view thereof;

FIG. 4 is a right side elevational view thereof;

FIG. 5 is a left side elevational view thereof;

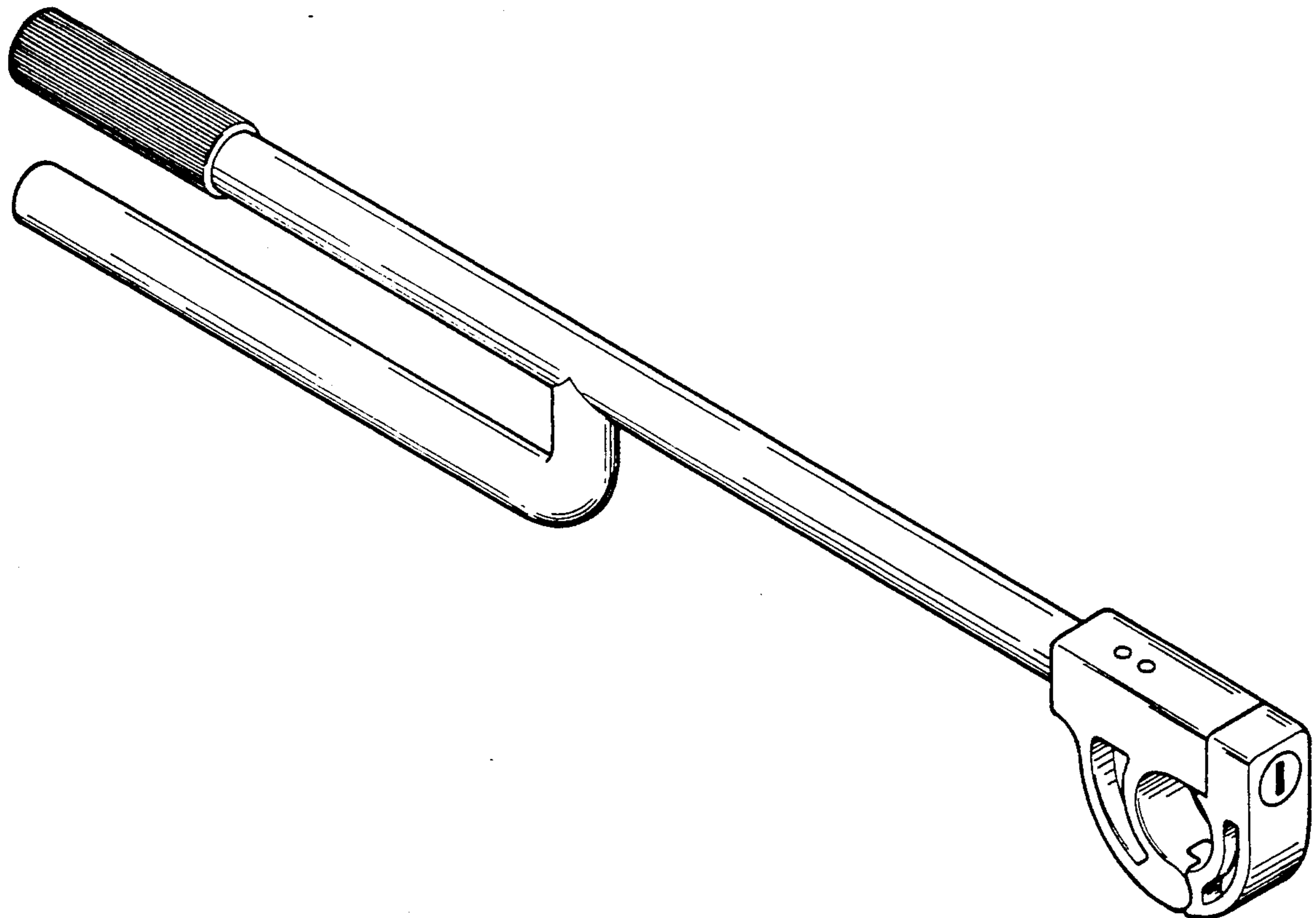
FIG. 6 is a top plan view thereof; and,

FIG. 7 is a bottom plan view thereof.

[56] **References Cited**

**U.S. PATENT DOCUMENTS**

D. 330,844 11/1992 Chang ..... D8/331  
D. 333,970 3/1993 Starmer ..... D8/331  
4,730,470 3/1988 Zane et al. .... 70/238



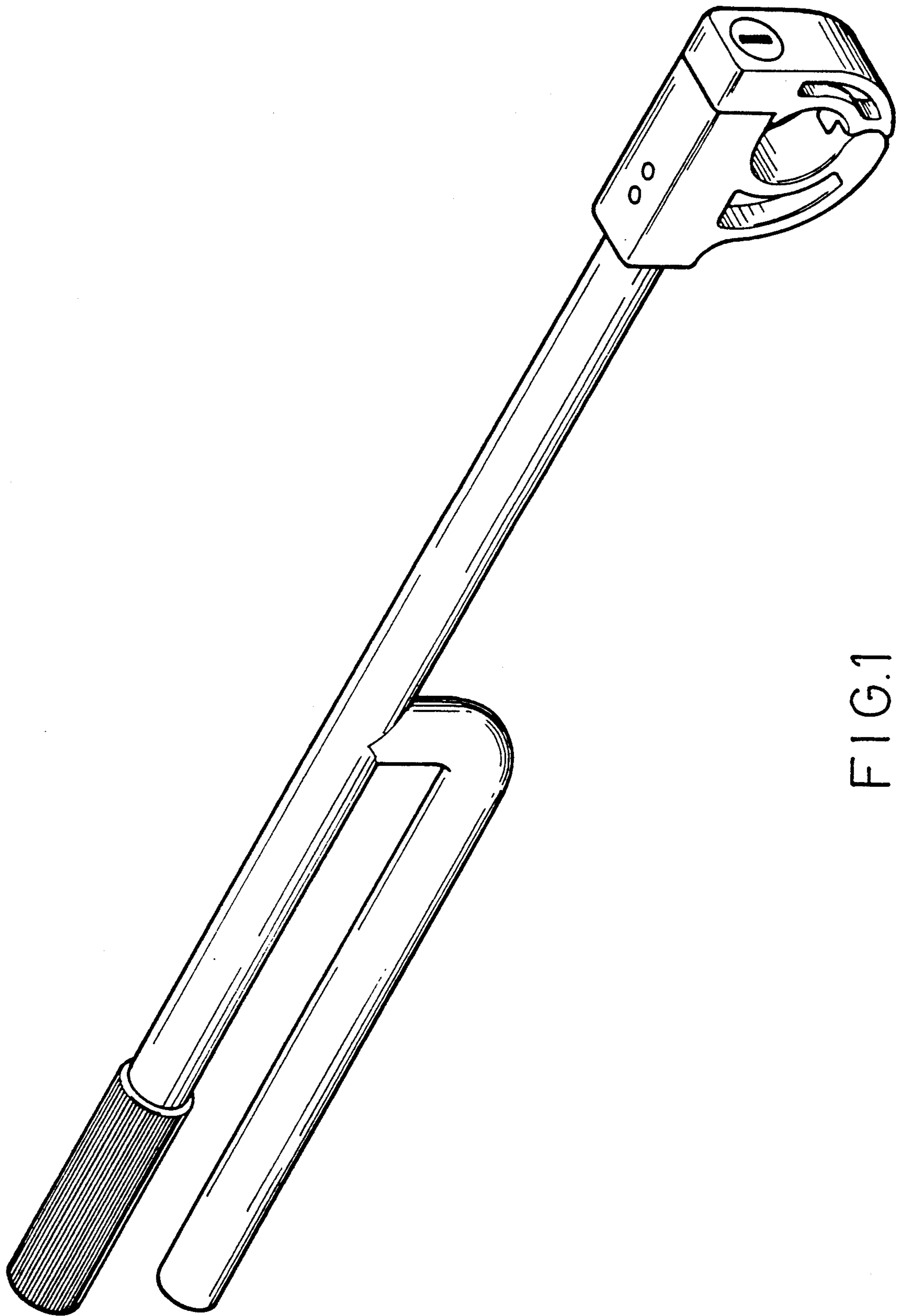


FIG. 1




FIG. 2



FIG. 3

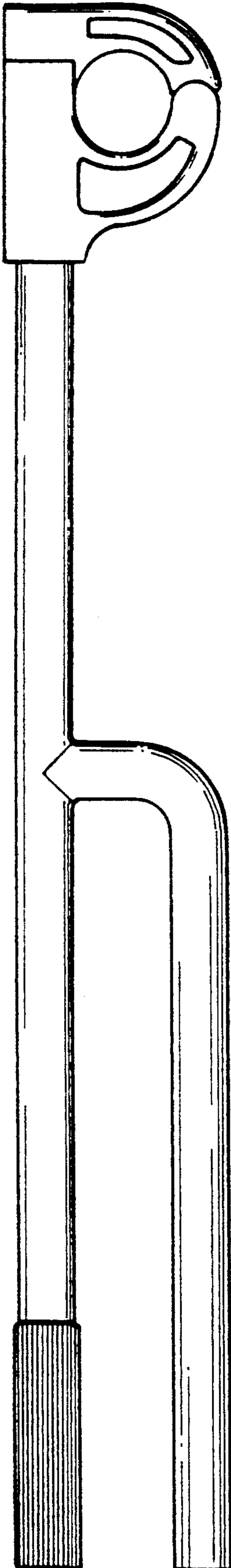


FIG. 4

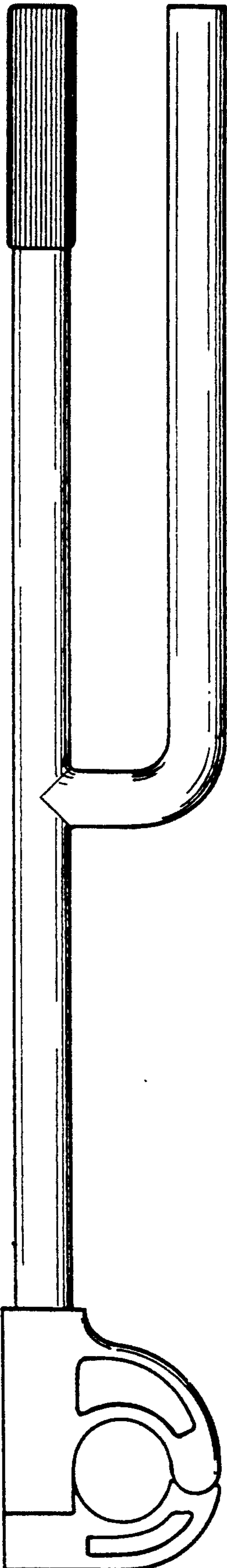


FIG. 5

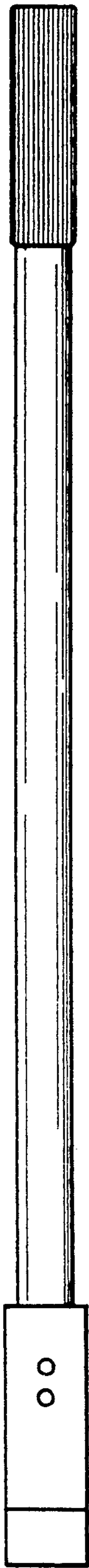


FIG. 6

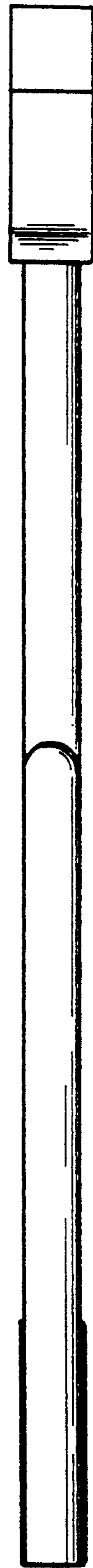


FIG. 7