



US00D339960S

# United States Patent [19]

[11] Patent Number: **Des. 339,960**

Page, Jr.

[45] Date of Patent: **\*\* Oct. 5, 1993**

[54] **GRATE FOR FOOD COOKING**

[76] Inventor: **Samuel C. Page, Jr.**, 206 Denise Dr.,  
Marshall, Tex. 75670

[\*\*] Term: **14 Years**

[21] Appl. No.: **692,054**

[22] Filed: **Apr. 26, 1991**

[52] U.S. Cl. .... **D7/409; D7/323**

[58] Field of Search ..... **D7/500, 323, 361, 408,**  
**D7/409, 333-337; 99/425, 426, 444, 445, 449;**  
**126/9 R, 11, 25 R, 27, 29, 30, 51, 214 C, 333,**  
**337 R, 339**

D. 171,542 2/1954 Harrel ..... D7/337  
 D. 183,086 6/1958 Collins et al. .... D7/409  
 D. 258,713 3/1981 Harper ..... D7/337  
 D. 284,543 7/1986 Huls ..... D7/409  
 3,082,757 3/1963 Hohe ..... 126/25 R

*Primary Examiner*—Alan P. Douglas  
*Assistant Examiner*—Caron Veynar

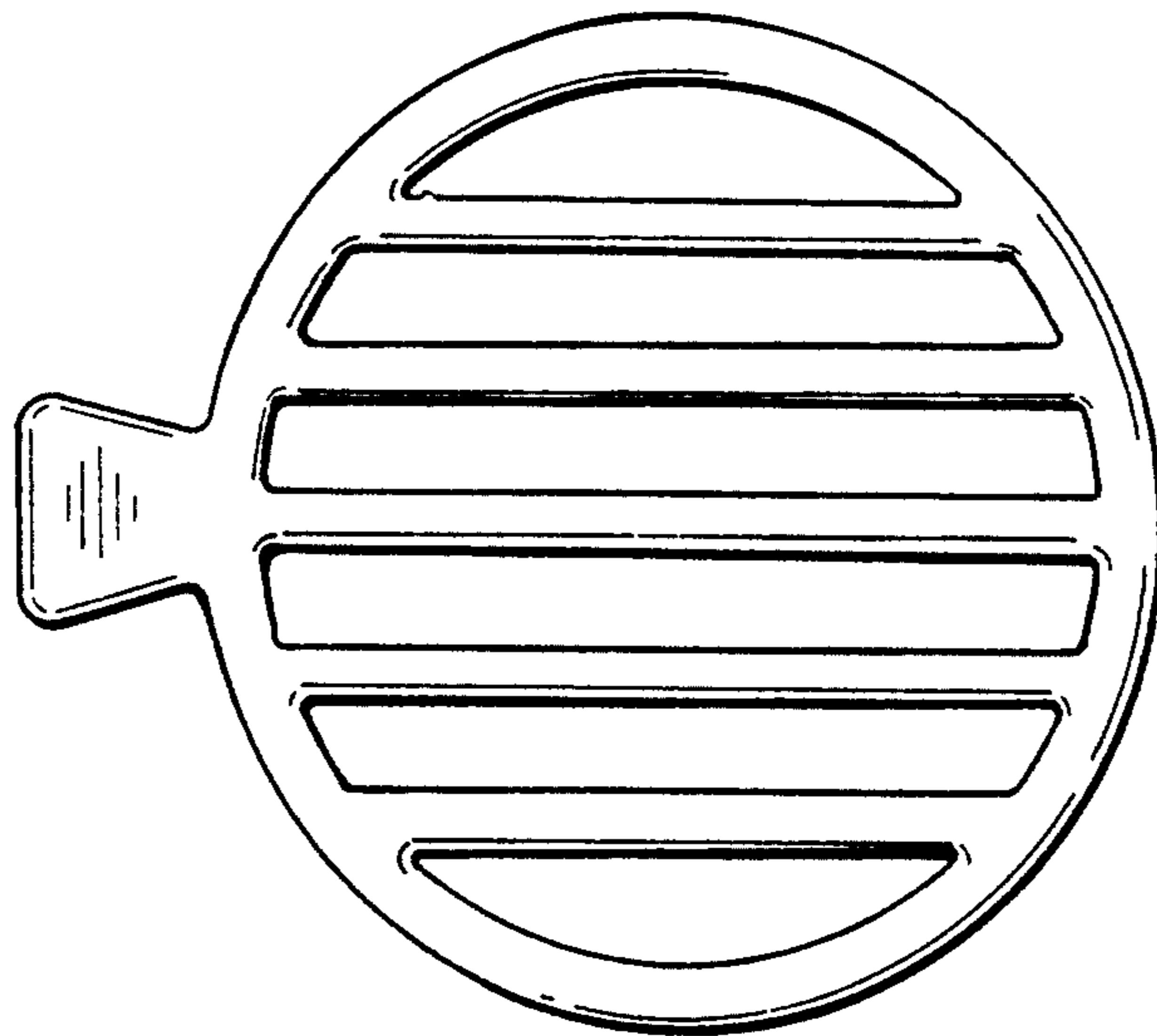

### [57] CLAIM

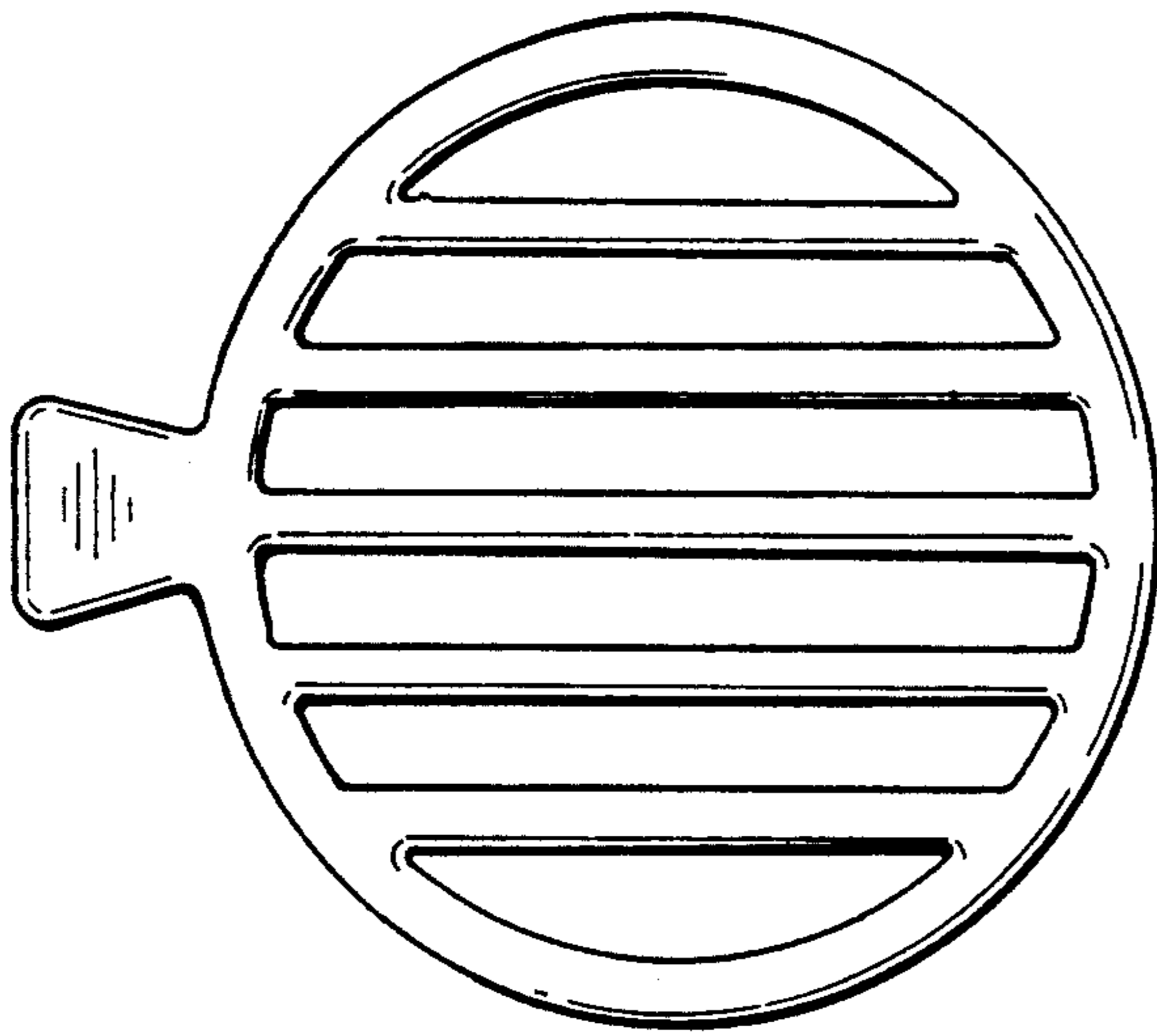
The ornamental design for a grate for food cooking, as shown.

### DESCRIPTION

FIG. 1 is a right side elevational view; the left side being the mirror image thereof;  
 FIG. 2 is a top plan view;  
 FIG. 3 is a bottom view;  
 FIG. 4 is a front elevational view; and,  
 FIG. 5 is a rear elevational view.

[56] **References Cited**  
**U.S. PATENT DOCUMENTS**  
 100,397 3/1870 Hamilton ..... 99/445 X






*Fig. 2*



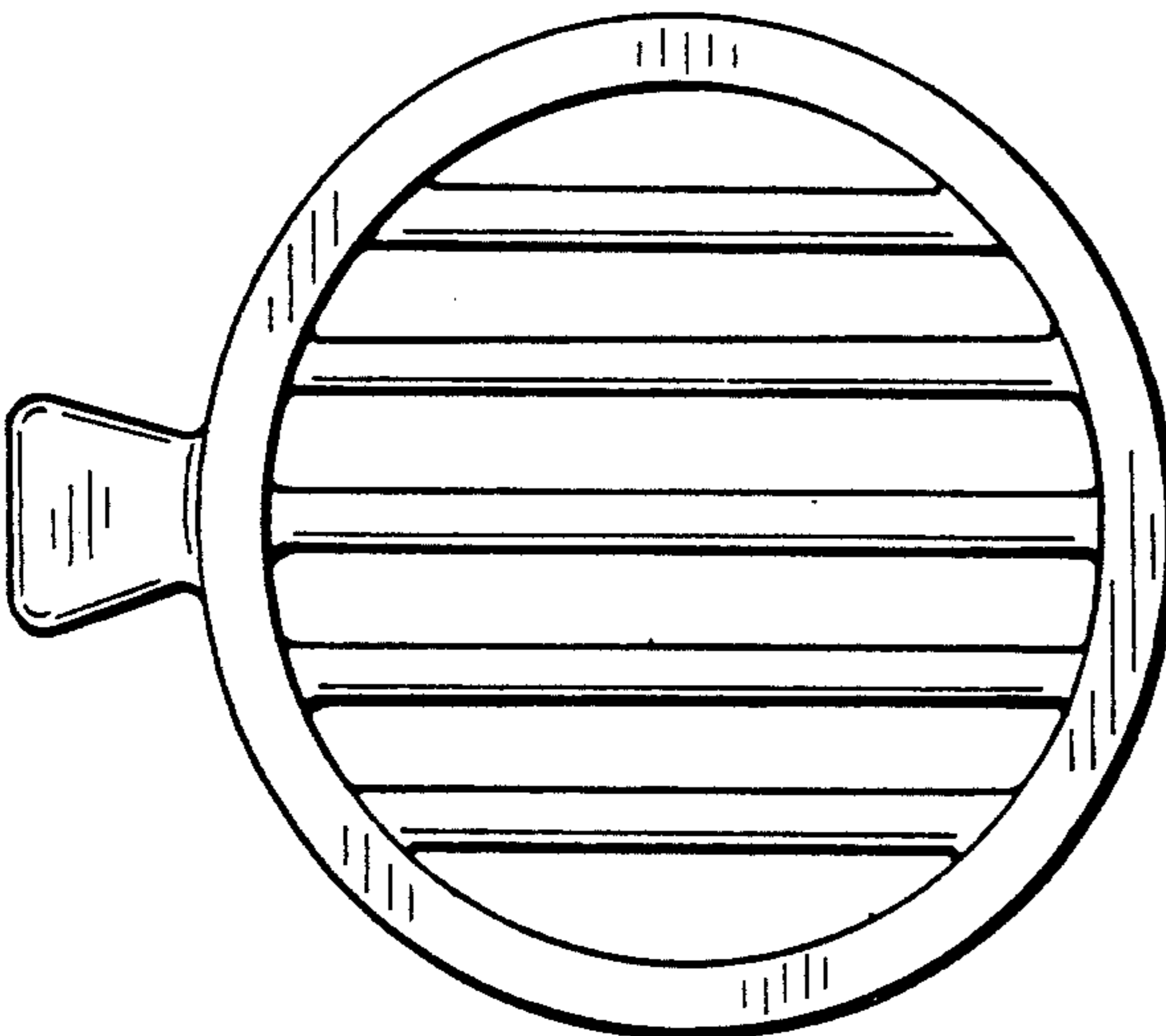
*Fig. 4*



*Fig. 1*



*Fig. 5*



*Fig. 3*