



US00D339918S

# United States Patent [19] Chamberlain

[11] Patent Number: **Des. 339,918**

[45] Date of Patent: **\*\* Oct. 5, 1993**

- [54] **COMBINED DISPENSER AND APPLICATOR FOR CAR WAX**
- [76] Inventor: **Kevin P. Chamberlain**, 271 E. Main St., Norwalk, Ohio 44857
- [\*\*] Term: **14 Years**
- [21] Appl. No.: **719,558**
- [22] Filed: **Jun. 24, 1991**
- [52] U.S. Cl. .... **D4/114; D9/338; D32/45**
- [58] Field of Search ..... **D4/114, 115, 116, 121; D9/338, 500-505; D32/35, 40-45; 401/16, 23, 25, 27, 130, 136-139, 261, 266; 15/104.92**

- [56] **References Cited**
- U.S. PATENT DOCUMENTS**
- D. 249,928 10/1978 de Nijs ..... D9/300
- 4,077,725 3/1978 Slautterback ..... 15/104.94 X
- 4,381,766 5/1983 Avollo ..... 15/143.1 X
- 4,507,004 3/1985 Moffit, Jr. .... 401/138 X
- 4,966,481 10/1990 Satten et al. .... 401/205

### FOREIGN PATENT DOCUMENTS

- 1230835 9/1960 France ..... 401/23
- 135183 11/1929 Switzerland ..... 401/207

*Primary Examiner*—Bernard Ansher  
*Assistant Examiner*—Tuttle C.  
*Attorney, Agent, or Firm*—Leon Gildea

### [57] CLAIM

The ornamental design for a combined dispenser and applicator for car wax, as shown and described.

### DESCRIPTION

FIG. 1 is a front elevational view of the combined dispenser and applicator for car wax showing my new design;  
 FIG. 2 is a rear elevational view thereof;  
 FIG. 3 is a left side elevational view thereof;  
 FIG. 4 is a right side elevational view thereof;  
 FIG. 5 is a top plan view thereof;  
 FIG. 6 is a bottom plan view thereof; and,  
 FIG. 7 is a perspective view thereof.




FIG. 1




FIG. 2




FIG. 3






FIG. 4



*FIG. 5*



*FIG. 6*

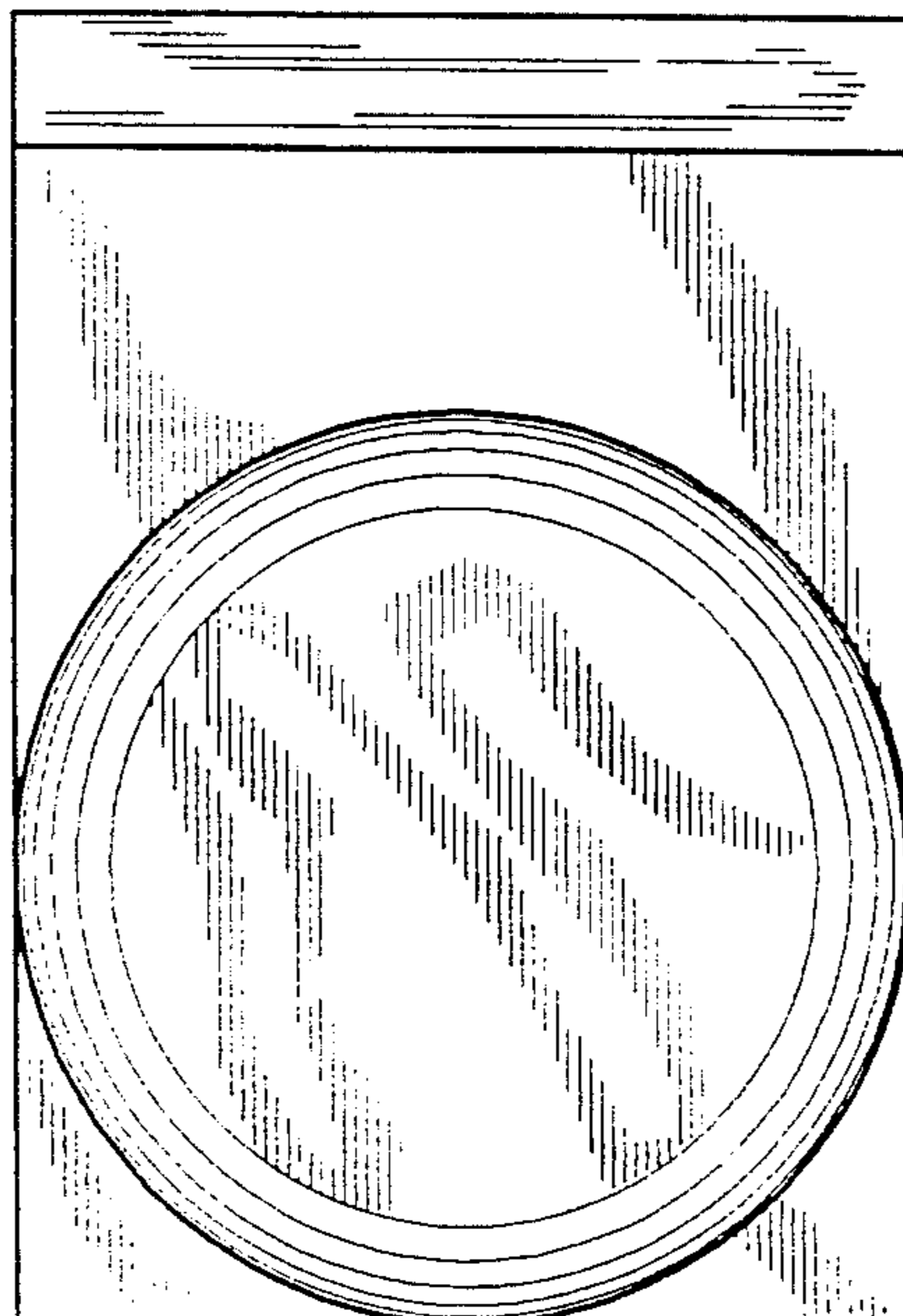


FIG. 7

