



US00D339909S

# United States Patent [19]

[11] Patent Number: Des. 339,909

Burton

[45] Date of Patent: \*\* Oct. 5, 1993

[54] BELT CLIP

[76] Inventor: Daryl J. Burton, 148 W. 23rd St., Apt. 10D, New York, N.Y. 10011

[\*\*] Term: 14 Years

[21] Appl. No.: 791,623

[22] Filed: Nov. 12, 1991

[52] U.S. Cl. .... D2/639

[58] Field of Search ..... D2/639; 224/269, 918, 224/247, 191, 274, 277, 904; 150/137; D28/39, 41, 42, 74, 75; D11/200, 206, 226, 78.1; 24/197, 163 K, 3 L, 336, 49 CC, 3 R

[56] **References Cited**

**U.S. PATENT DOCUMENTS**

723,454	3/1903	Foster .....	24/336 X
1,217,125	2/1917	Palter .....	24/543
1,287,764	12/1918	Sanderson .....	24/543
1,488,594	4/1924	Gaschke .....	D11/206 X
2,031,685	2/1936	Bomber .....	24/543
2,085,715	6/1937	Kayn .....	24/49 CC

3,680,149	8/1972	Standiford .	
3,789,431	2/1974	Rand .	
3,866,276	2/1975	Perkins .	
3,872,518	3/1975	Zaoui .	
3,950,791	4/1976	Domenech .	
3,956,805	5/1976	Stroh .....	24/489 X
4,599,750	7/1986	Rahaman .	
4,788,723	12/1988	Doelfel .	

Primary Examiner—Bernard Ansher  
Assistant Examiner—Paula Mortimer

[57] **CLAIM**

The ornamental design for a belt clip, as shown and described.

**DESCRIPTION**

FIG. 1 is a perspective view of a belt clip showing my new design;  
FIG. 2 is a top plan view thereof;  
FIG. 3 is a right side elevational view thereof, the left side being a mirror image thereof;  
FIG. 4 is a bottom plan view thereof;  
FIG. 5 is a rear elevational view thereof; and,  
FIG. 6 is a front elevational view thereof.

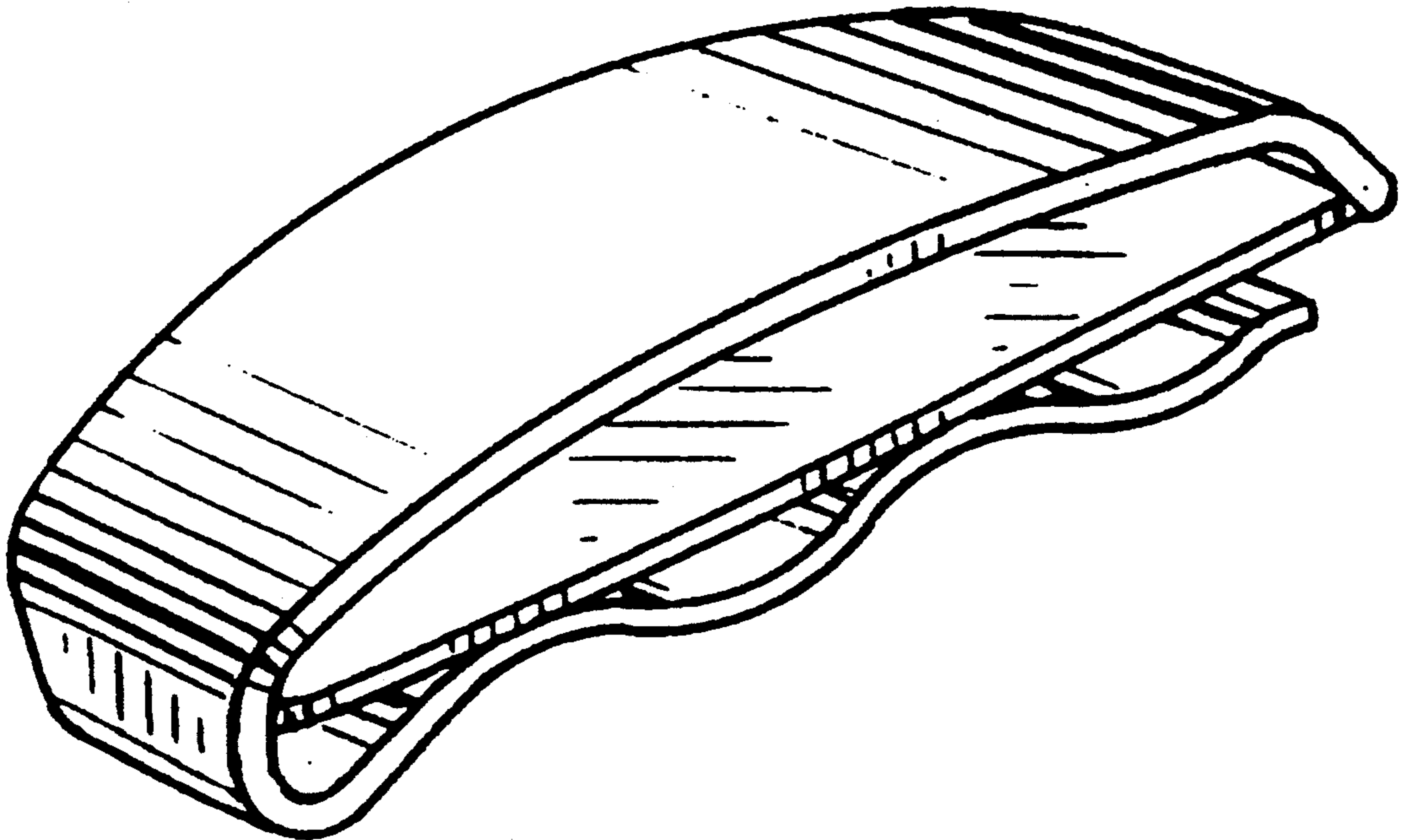


Fig. 1.

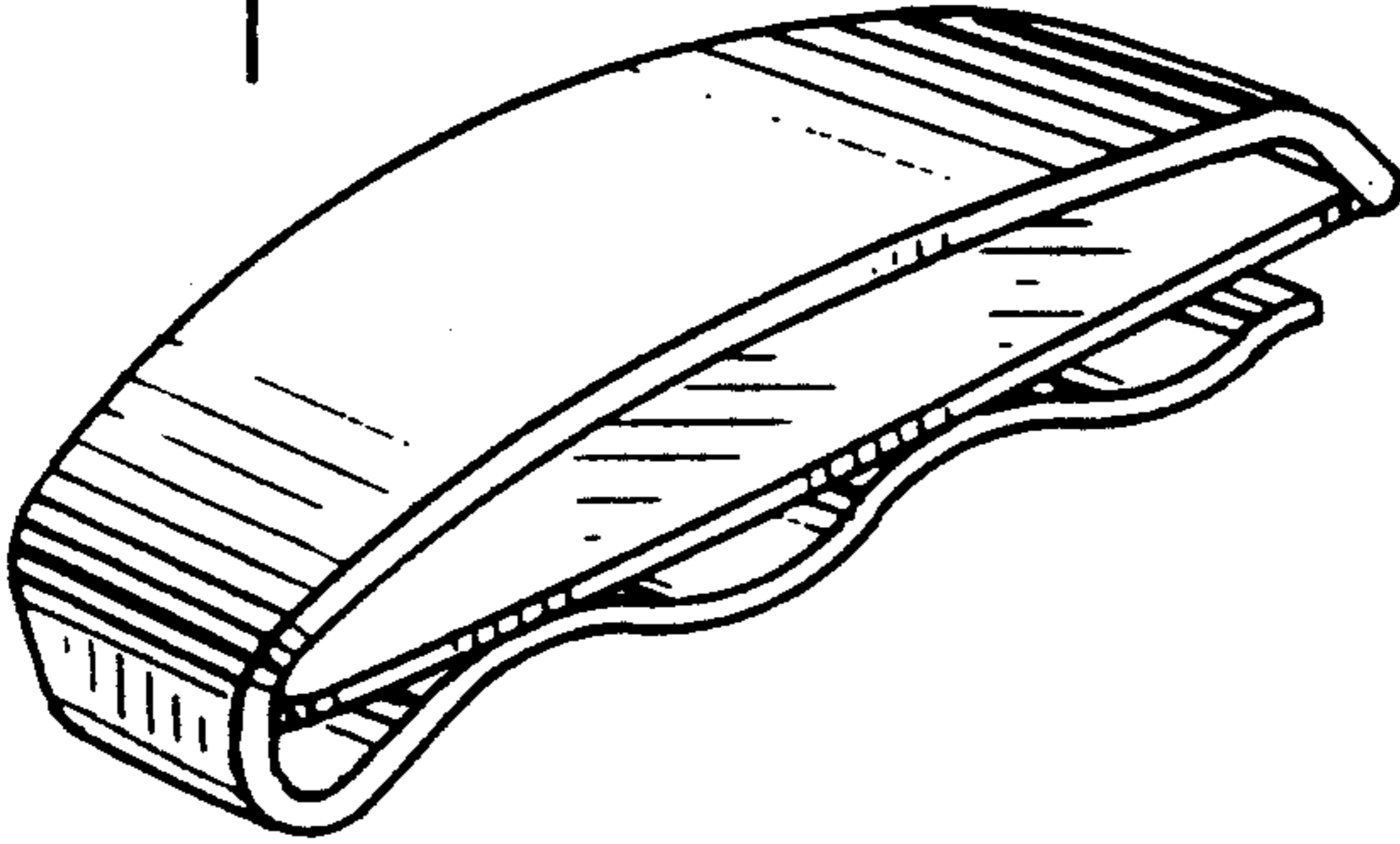


Fig. 5.



Fig. 6.



Fig. 2.

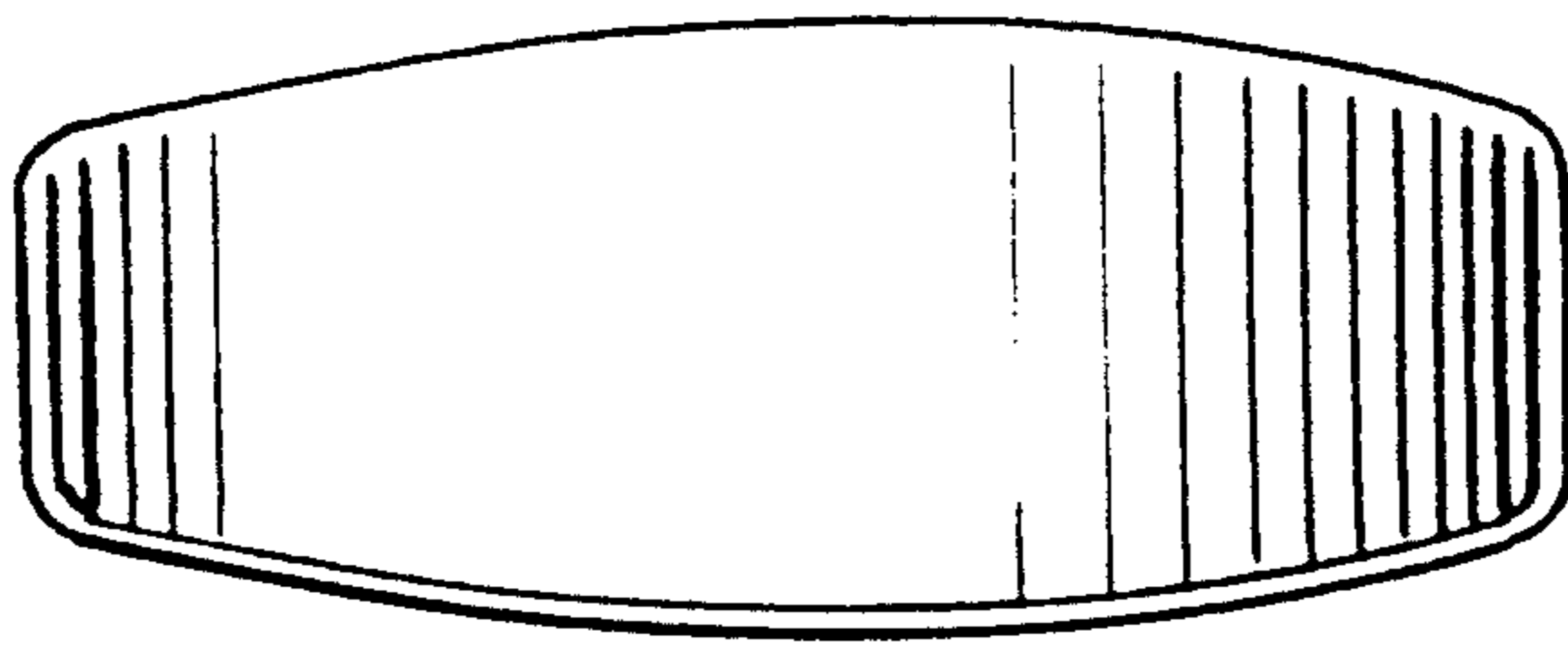


Fig. 3.

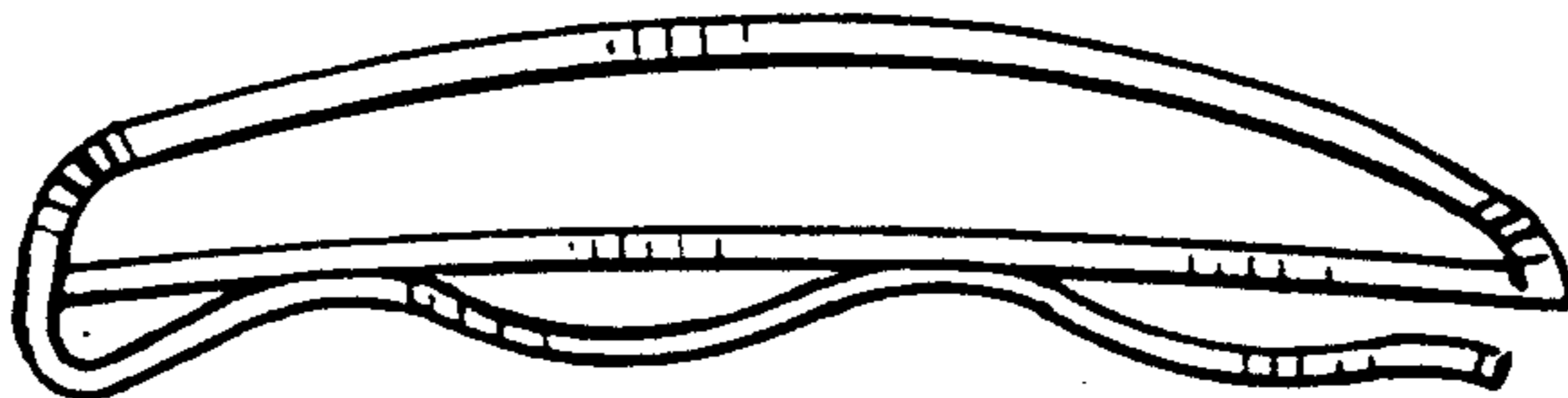


Fig. 4.

