



US00D339906S

United States Patent [19]

[11] Patent Number: **Des. 339,906**

Frachey et al.

[45] Date of Patent: **** Oct. 5, 1993**

[54] **SHOE INSERT**

[75] Inventors: **Enrico Frachey, Ponderano; Alfredo Crespan, Mignagola di Carbonera, both of Italy**

[73] Assignee: **Global Sports Technologies, Inc., Tortola, British Virgin Isls.**

[**] Term: **14 Years**

[21] Appl. No.: **886,482**

[22] Filed: **May 22, 1992**

4,768,295	9/1988	Ito	36/28
4,783,910	11/1988	Bods. II et al.	36/35 R
4,794,707	1/1989	Franklin et al.	36/31
4,817,304	4/1989	Parker et al.	36/114
4,843,741	7/1989	Yung-Mao	36/114
4,845,863	7/1989	Yung-Mao	36/114
4,874,640	10/1989	Donzis	36/37
4,887,367	12/1989	Mackness et al.	36/29
4,918,838	4/1990	Chane	36/29
4,970,807	11/1990	Anderie et al.	36/35 R
5,174,049	12/1992	Flemming	36/28

Related U.S. Application Data

[60] Division of Ser. No. 812,223, Dec. 23, 1991, Pat. No. D. 330,628, which is a continuation-in-part of Ser. No. 527,876, May 24, 1990, Pat. No. 5,092,060.

[30] **Foreign Application Priority Data**

May 24, 1989 [IT] Italy 20614 A/89

[52] U.S. Cl. **D2/318; D2/314**

[58] Field of Search D2/264, 265, 277, 308-314, D2/317-323; 36/1.5, 25 R, 28, 29, 32 R, 43, 44, 112, 114, 132, 136, 99-106

[56] **References Cited**

U.S. PATENT DOCUMENTS

D. 308.901	7/1990	Hase	D2/318 X
D. 312.723	12/1990	Okada	D2/318
D. 315.634	3/1991	Yung-Mao	D2/318
D. 326.767	6/1992	Martininno de Olivera, Jr.	D2/319
1,559,532	10/1925	Smith .	
2,146,888	6/1938	Fisch .	
3,253,355	5/1966	Menken	36/29
4,187,620	2/1980	Selner	36/28
4,297,797	11/1981	Meyers	36/29
4,319,412	3/1982	Muller et al.	36/29
4,391,048	7/1983	Lutz	36/35 R
4,472,890	9/1984	Gilbert	36/28

FOREIGN PATENT DOCUMENTS

601627 5/1948 United Kingdom .

OTHER PUBLICATIONS

Autry Shox Walker Publication, Oct. 17, 1988, Footwear News.
Adidas Catalogue, Aug. 1986.

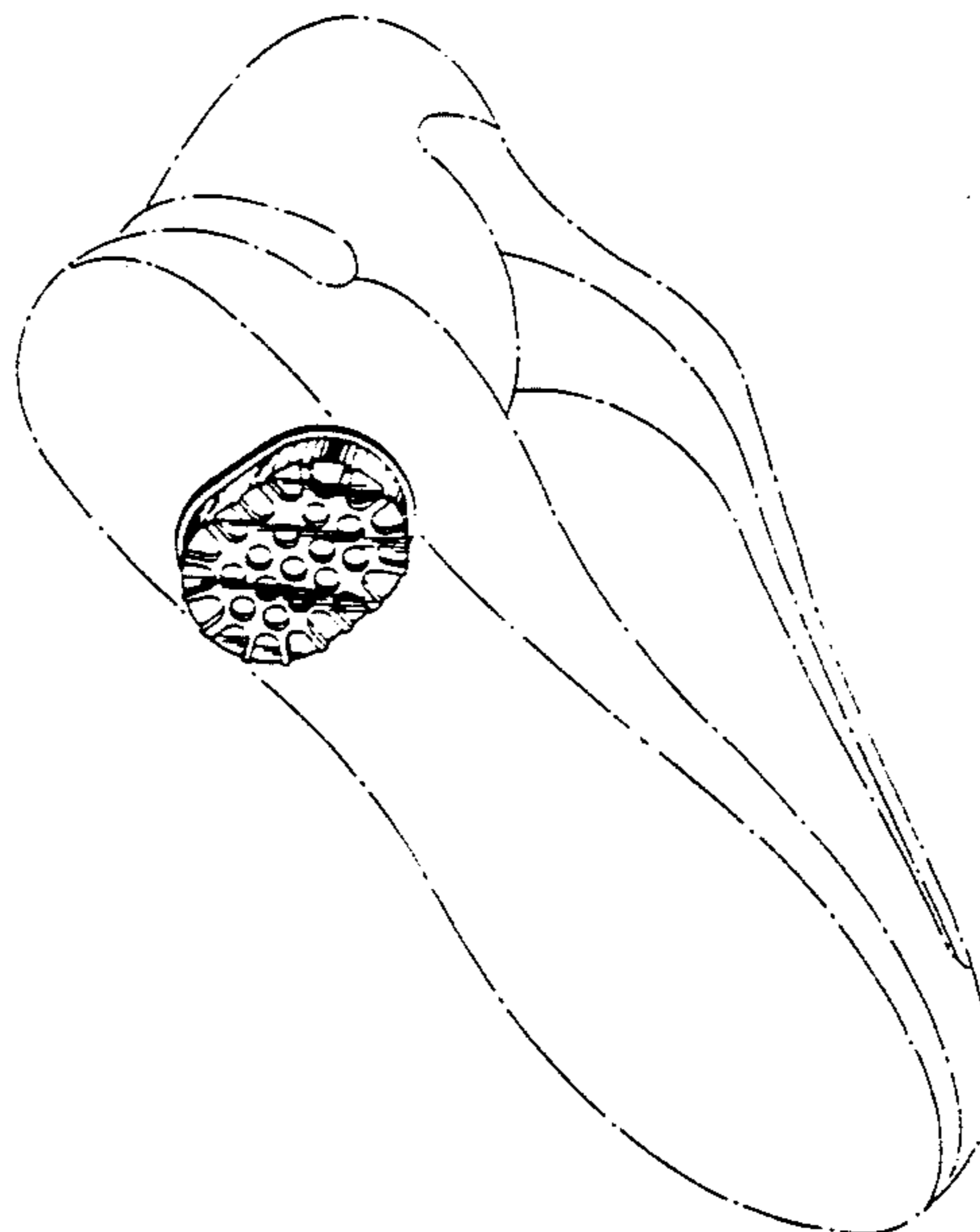
Primary Examiner—Louis S. Zarfes
Attorney, Agent, or Firm—Oblon, Spivak, McClelland, Maier & Neustadt

[57] **CLAIM**

The ornamental design for a shoe insert, as shown and described.

DESCRIPTION

FIG. 1 is a front elevational view of a shoe insert, showing our new design, the rear elevational view being a mirror image of that shown;
FIG. 2 is a right side elevational view, the left side elevational view being a mirror image of that shown;
FIG. 3 is a top plan view thereof;
FIG. 4 is a bottom plan view thereof; and,
FIG. 5 is a right side, rear and bottom perspective view thereof, the broken line showing of an athletic shoe being for illustrative purposes only and forming no part of the claimed design.



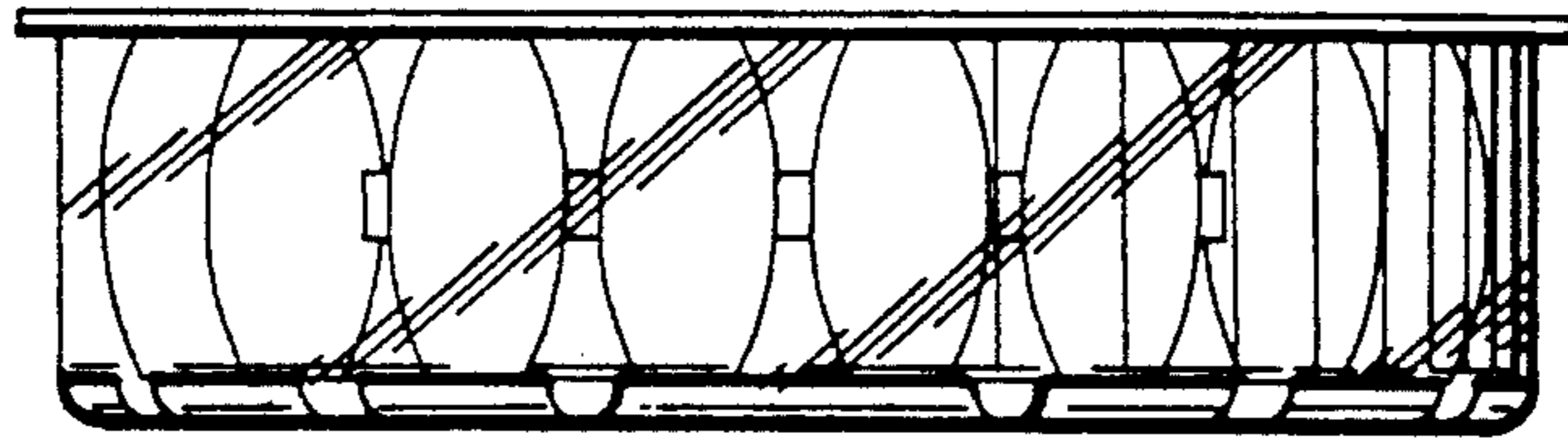


FIG. 1

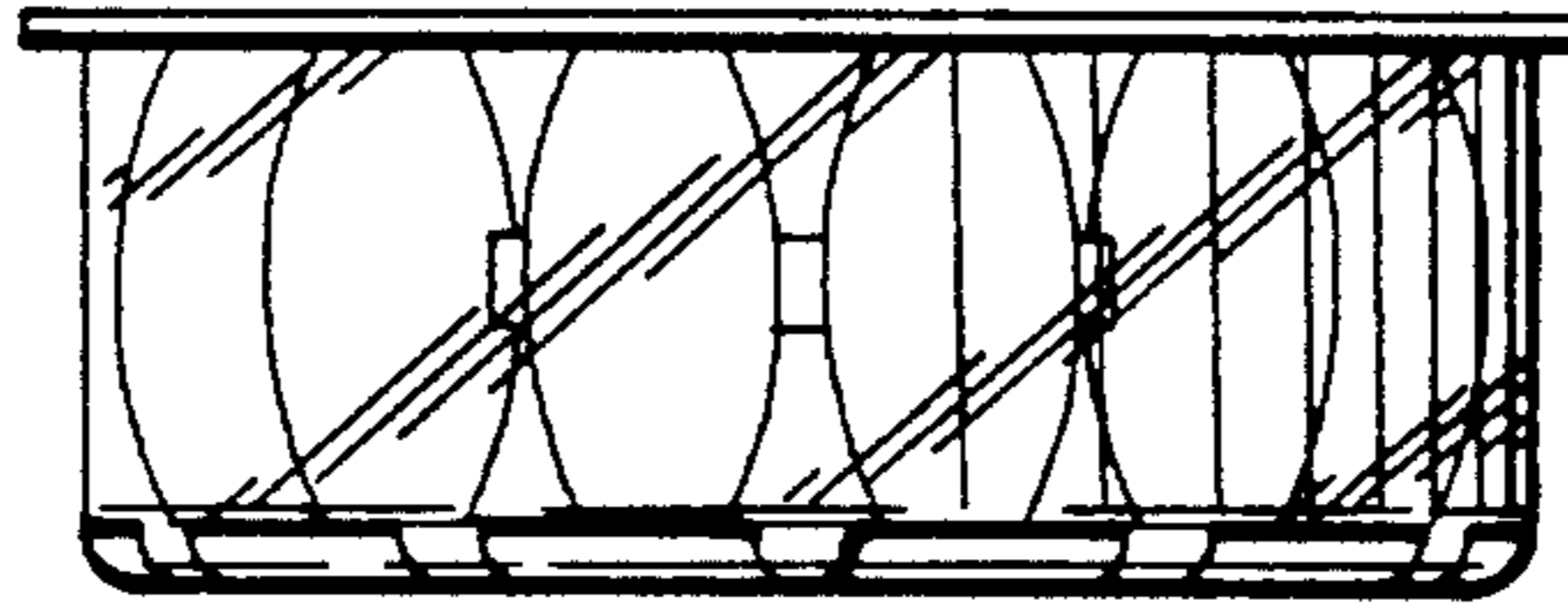


FIG. 2

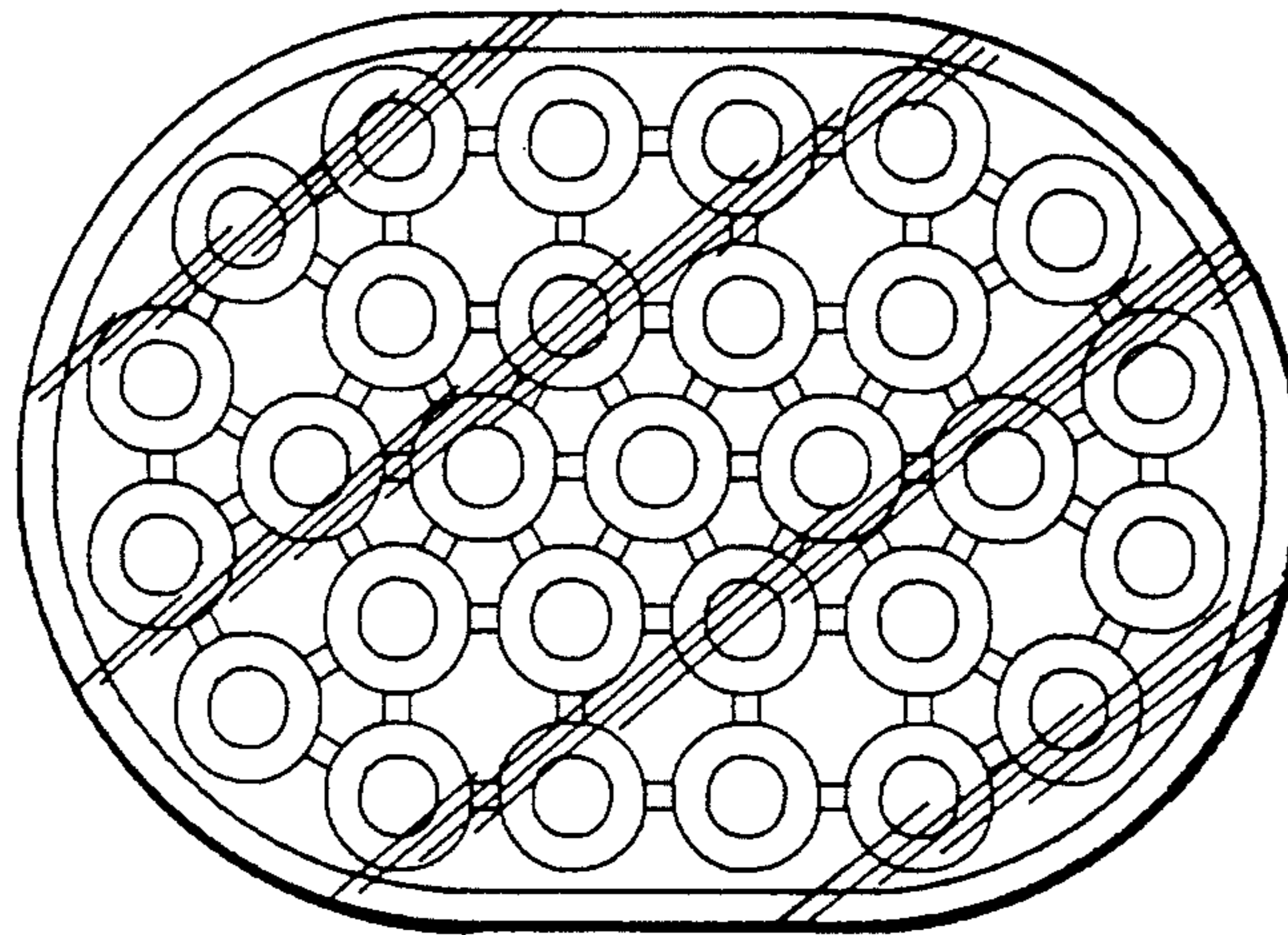


FIG. 3

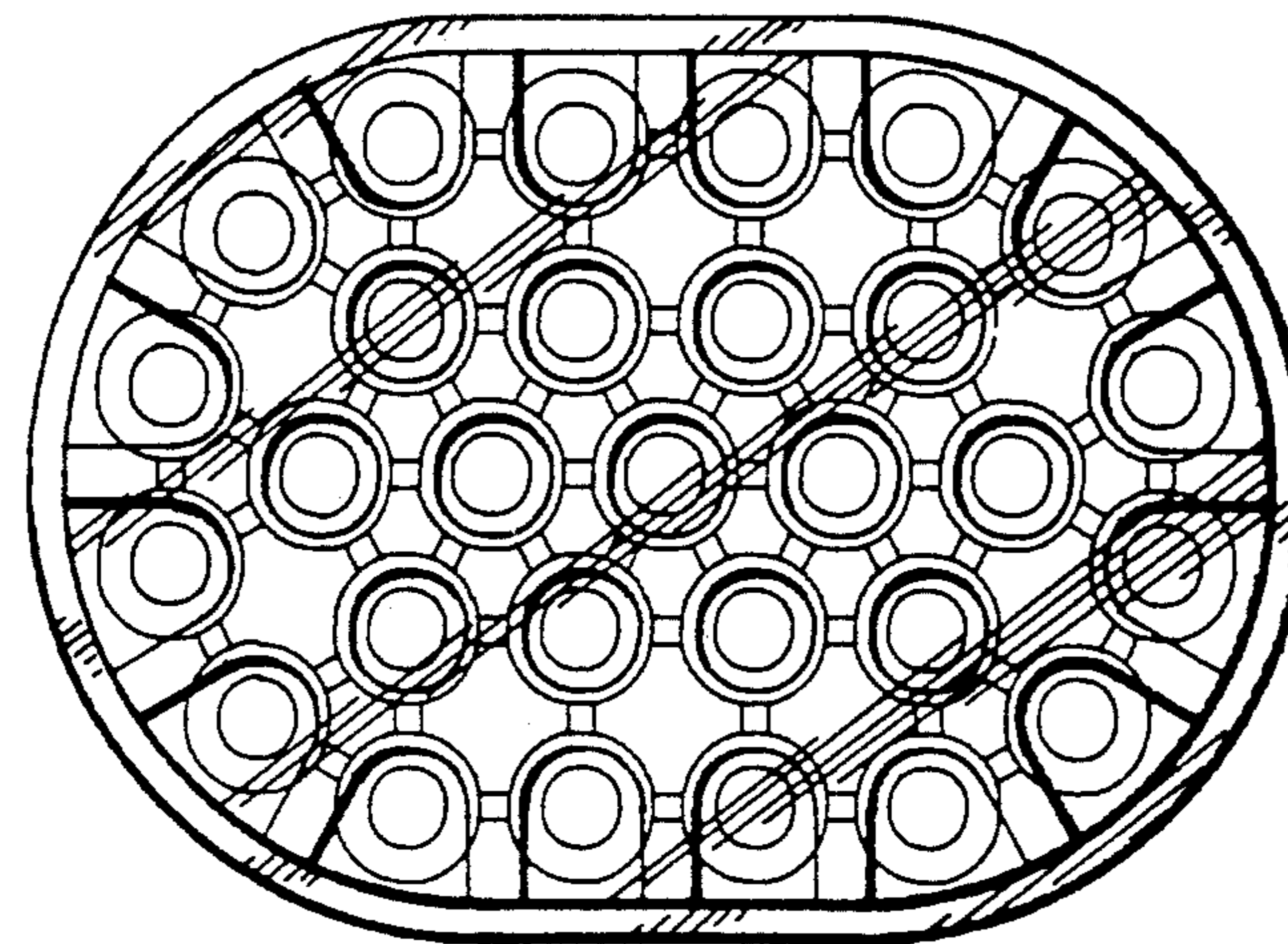


FIG. 4

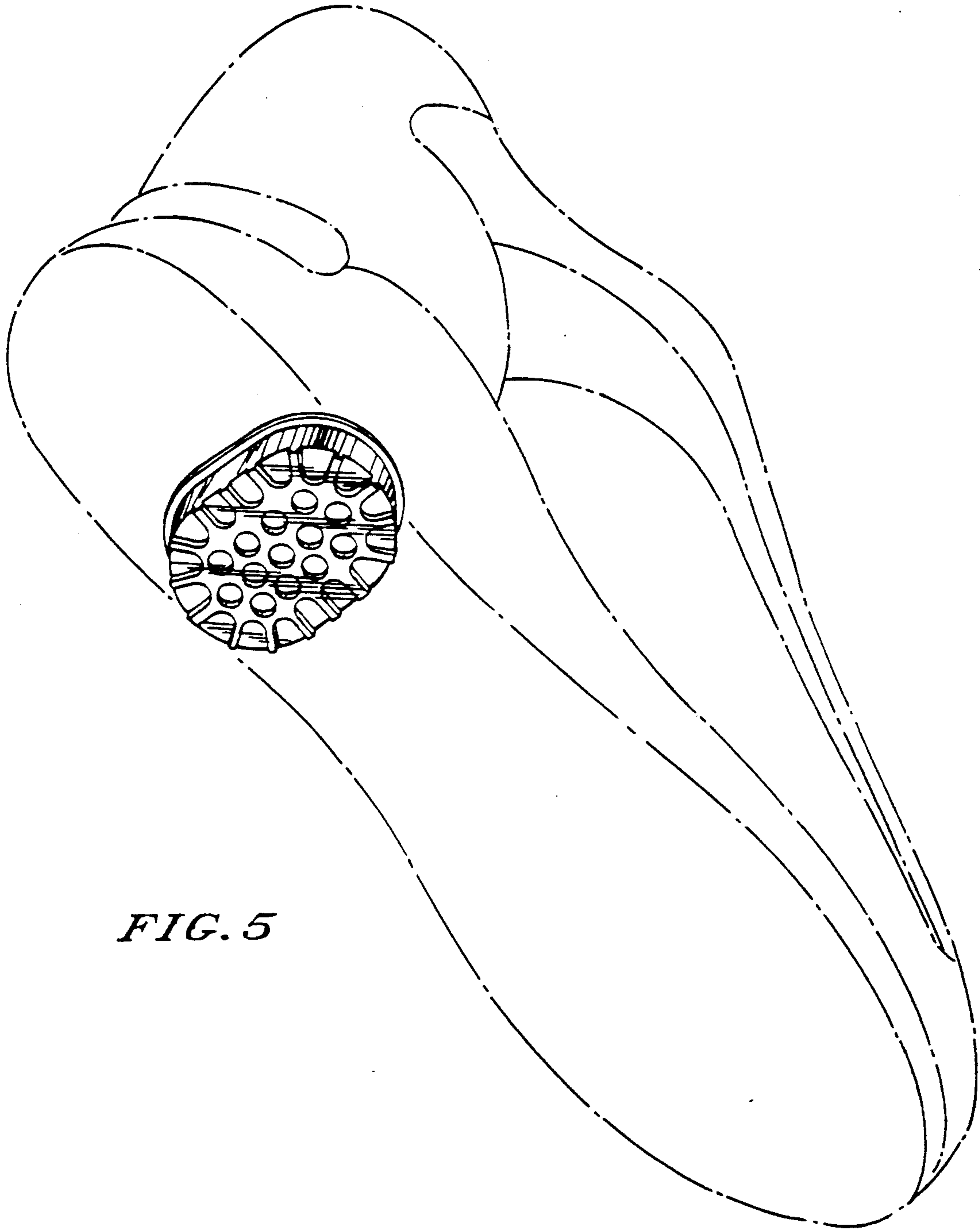


FIG. 5