



US00D339895S

United States Patent [19]

[11] Patent Number: **Des. 339,895**

Thorniley et al.

[45] Date of Patent: **** Oct. 5, 1993**

[54] SNACK FOOD

[75] Inventors: **Denise Thorniley, Maywood;**
Bernhard H. van Lengerich,
Ringwood, both of N.J.

[73] Assignee: **Nabisco, Inc., Parsippany, N.J.**

[**] Term: **14 Years**

[21] Appl. No.: **798,766**

[22] Filed: **Nov. 27, 1991**

[52] U.S. Cl. **D1/107; D1/110;**
D1/106

[58] Field of Search **D1/106, 107, 108, 109,**
D1/110; D24/102; D21/148; 426/104

[56] **References Cited**

U.S. PATENT DOCUMENTS

- D. 211,926 8/1968 Kelly D21/148 X
- D. 228,128 8/1973 Modelevsky D1/107 X
- D. 323,919 2/1992 Meyers, Jr. et al. D1/106
- 4,802,838 2/1989 Schaaf 425/311

FOREIGN PATENT DOCUMENTS

- 61-274673 12/1986 Japan .
- 61-280260 12/1986 Japan .
- WO8606327 11/1986 PCT Int'l Appl. .

OTHER PUBLICATIONS

- Color Fold Dinosaurs.
- Highlights (Dinosaur Stickers).

Dinomation (The Morris Museum) "Creative Features".

Primary Examiner—Wallace R. Burke
Assistant Examiner—Pamela Burgess

[57] **CLAIM**

The ornamental design for a snack food, as shown and described.

DESCRIPTION

FIG. 1 is a perspective view of a snack food, taken from the top, front and right side, showing our new design; FIG. 2 is a left side elevational view thereof; FIG. 3 is a front elevational view thereof; FIG. 4 is a right side elevational view thereof; FIG. 5 is a rear elevational view thereof; FIG. 6 is a bottom plan view thereof; FIG. 7 is a top plan view thereof; FIG. 8 is a perspective view of a snack food, taken from the top, front and right side, showing another embodiment of our new design; FIG. 9 is a left side elevational view of the FIG. 8 embodiment; FIG. 10 is a front elevational view of the FIG. 8 embodiment; FIG. 11 is a right side elevational view of the FIG. 8 embodiment; FIG. 12 is a rear elevational view of the FIG. 8 embodiment; FIG. 13 is a bottom plan view of the FIG. 8 embodiment; and, FIG. 14 is a top plan view of the FIG. 8 embodiment.




FIG. 1




FIG. 2




FIG. 3

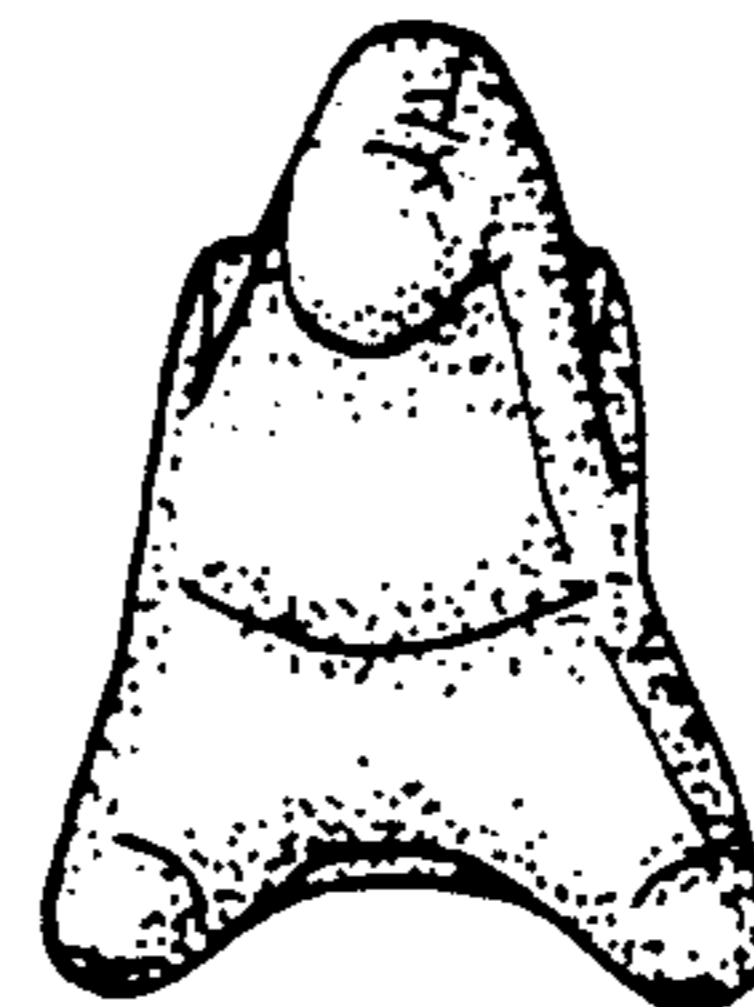


FIG. 4




FIG. 5

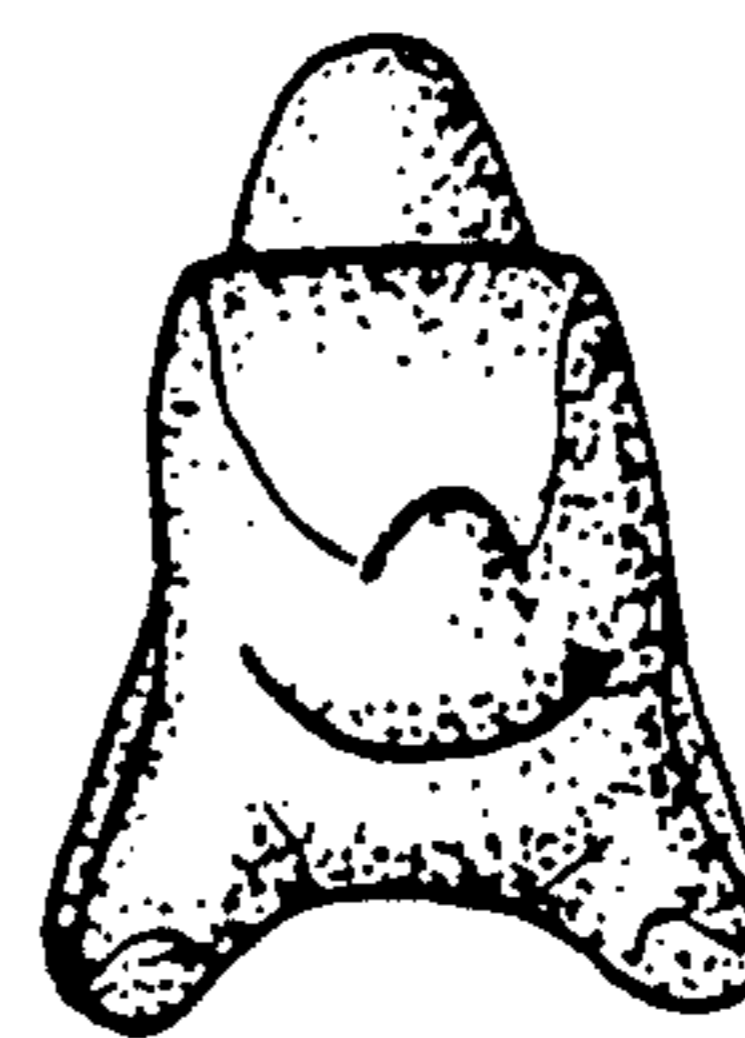


FIG. 6

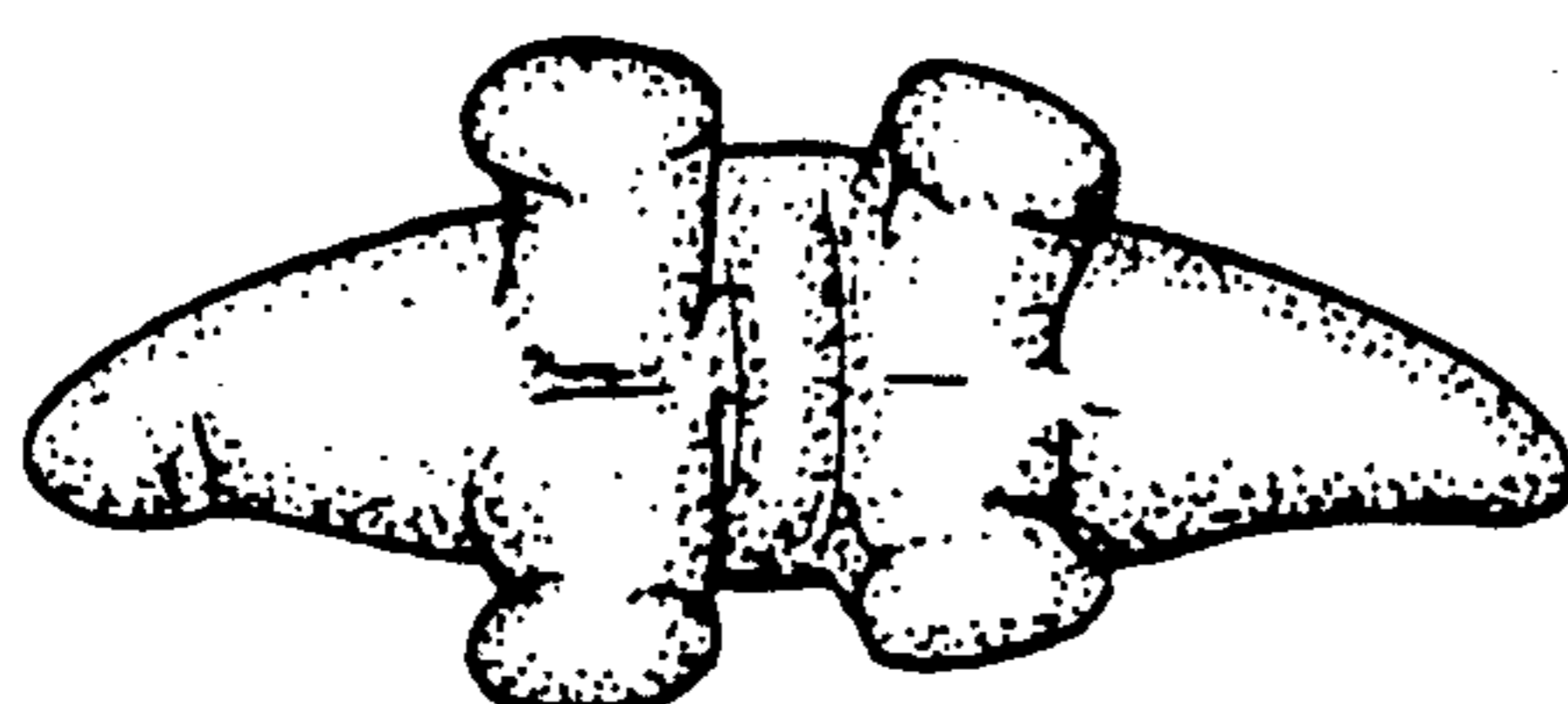


FIG. 7




FIG. 8




FIG. 9




FIG. 10

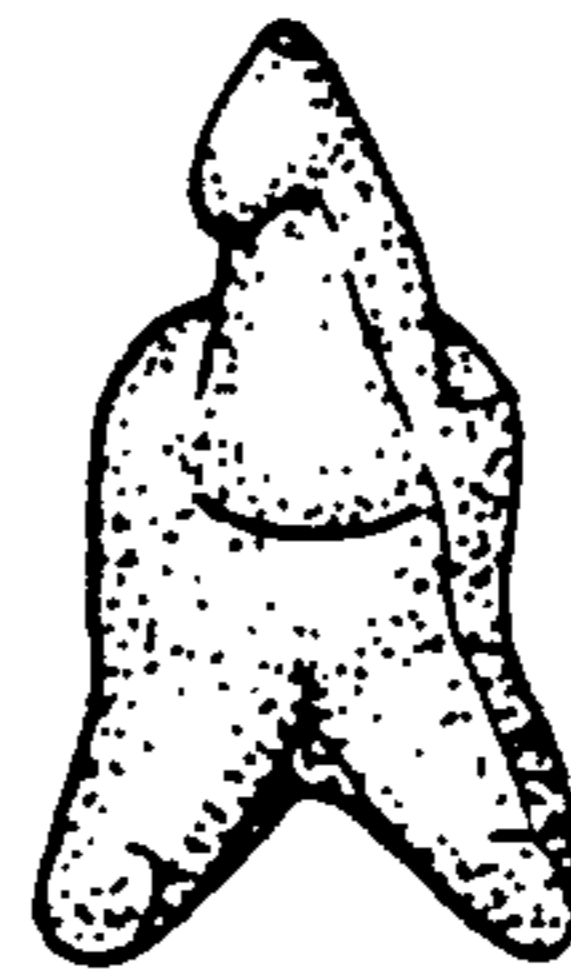


FIG. 11




FIG. 12

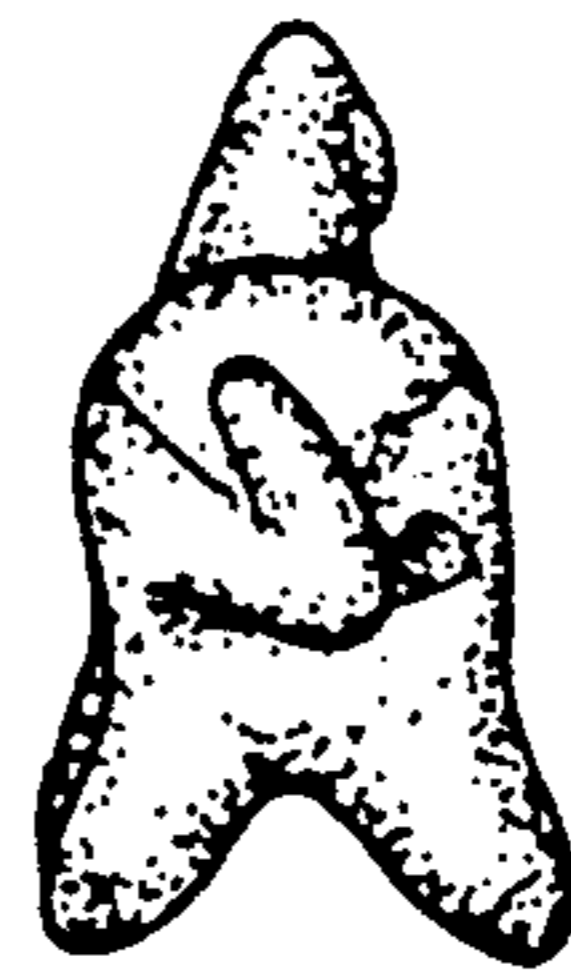


FIG. 13




FIG. 14

