



US00D339891S

# United States Patent [19]

[11] Patent Number: **Des. 339,891**

Simmons et al.

[45] Date of Patent: **\*\* Sep. 28, 1993**

[54] **RECYCLERS SEPARATOR**

D. 329,313 9/1992 Ward et al. .... D34/7  
5,096,086 3/1992 Grema ..... D34/1

[76] Inventors: **Shanon E. Simmons; Samantha A. Chelette**, both of 3125 Twin Shores, Willis, Tex. 77378

*Primary Examiner*—Kay H. Chin  
*Attorney, Agent, or Firm*—Leon Gilden

[\*\*] Term: **14 Years**

[57] **CLAIM**

[21] Appl. No.: **754,124**

The ornamental design for a recyclers separator, as shown and described.

[22] Filed: **Sep. 3, 1991**

[52] U.S. Cl. .... D34/7; D34/1

[58] Field of Search ..... D34/1-11;  
D7/605; D9/341; 220/908, 909, 404, 23, 83;  
232/1 R, 43.2

**DESCRIPTION**

FIG. 1 is a front elevational view of the recyclers separator showing my new design;  
FIG. 2 is a rear elevational view thereof;  
FIG. 3 is a left side elevational view thereof;  
FIG. 4 is a right side elevational view thereof;  
FIG. 5 is a top plan view thereof;  
FIG. 6 is a bottom plan view thereof; and,  
FIG. 7 is a top perspective view thereof, one lid of the container is an open condition for clarity of illustration.

[56] **References Cited**

**U.S. PATENT DOCUMENTS**

D. 286,252 10/1986 Goodwin ..... D7/605  
D. 324,933 3/1992 Giacobe et al. .... D34/7  
D. 325,224 4/1992 Russell ..... D9/341

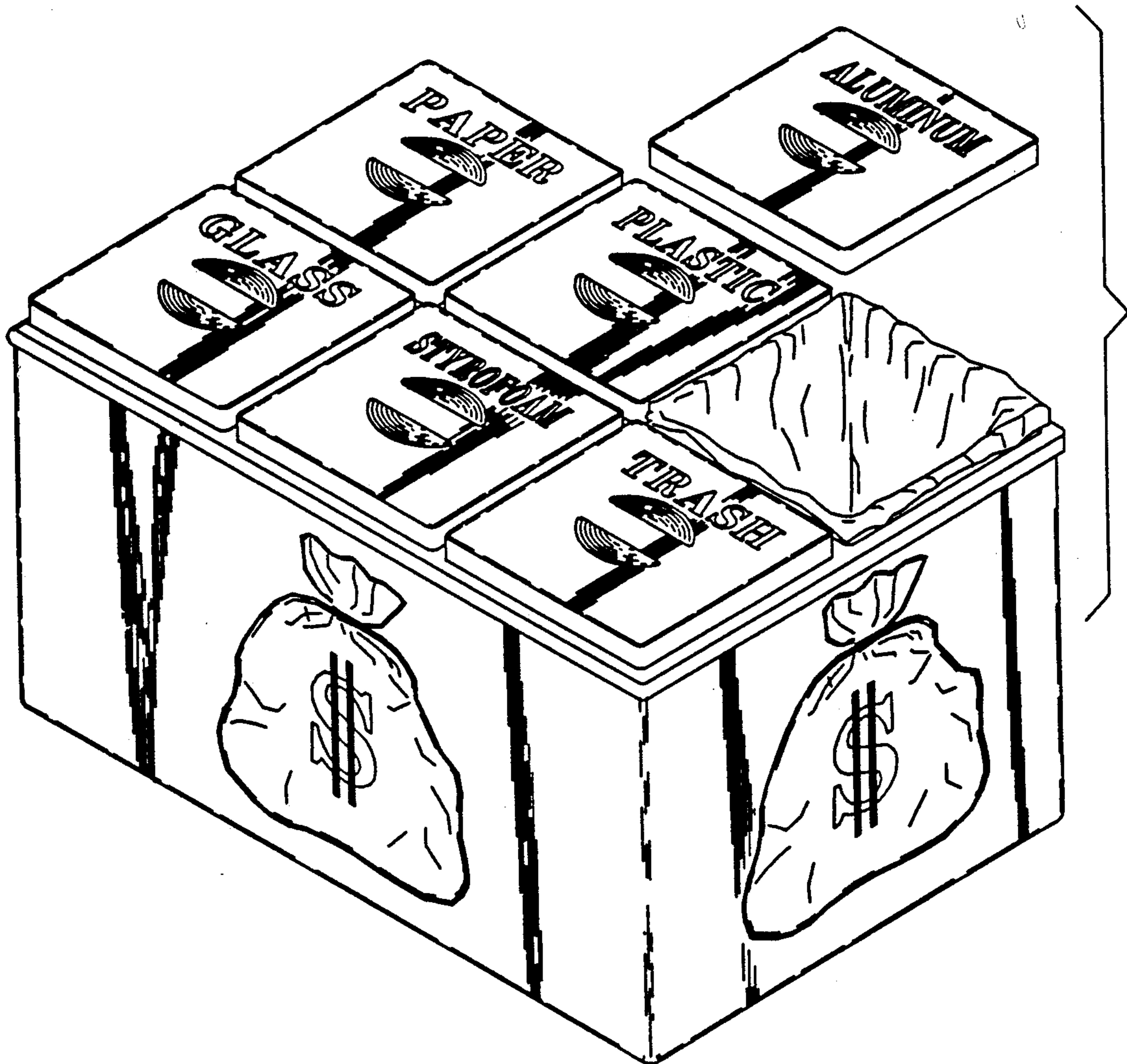


FIG. 1




FIG. 2




FIG. 3




FIG. 4




FIG. 5

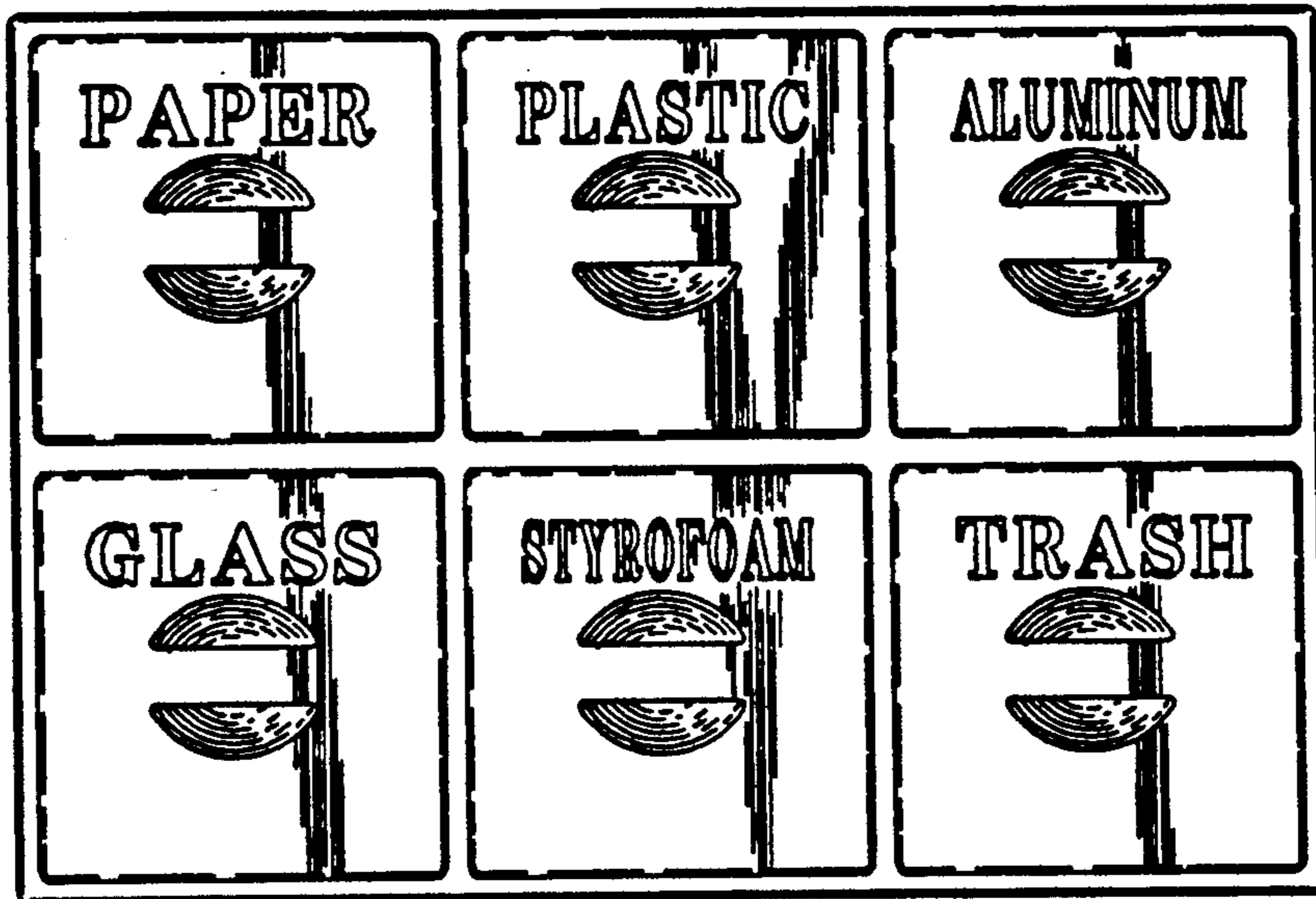


FIG. 6

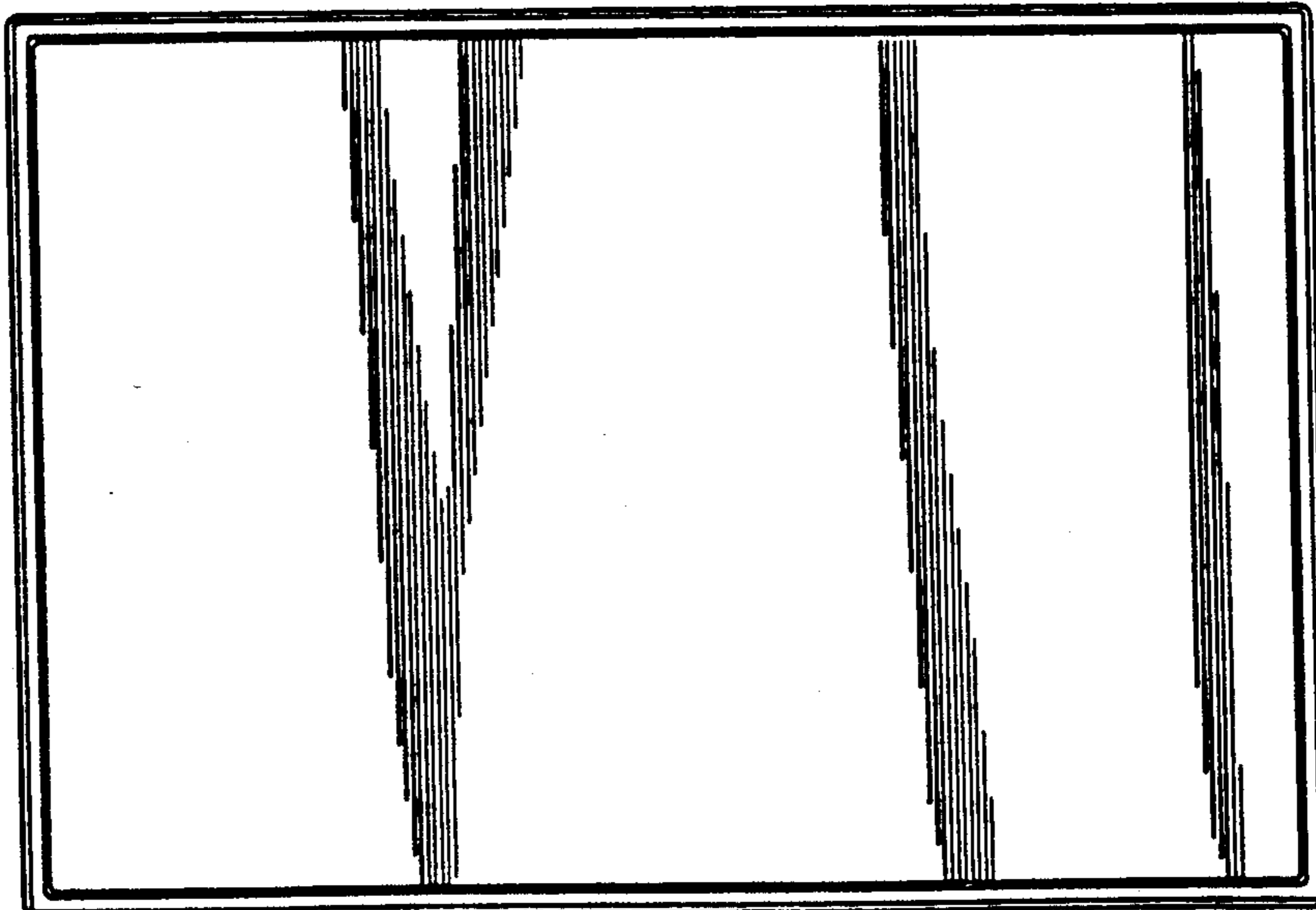


FIG. 7

