



US00D339885S

# United States Patent [19]

[11] Patent Number: **Des. 339,885**

Rebek

[45] Date of Patent: **\*\* Sep. 28, 1993**

[54] **DOG LEASH**

[76] Inventor: **Kathleen M. Rebek, 81 Chester Pl., Englewood, N.J. 07631**

[\*\*] Term: **14 Years**

[21] Appl. No.: **700,901**

[22] Filed: **May 16, 1991**

[52] U.S. Cl. .... **D30/153**

[58] Field of Search ..... 119/96, 106, 109-110, 119/156; D30/151-153; 16/116 R, 116 A; D21/198; D5/13-14, 26

[56] **References Cited**

**U.S. PATENT DOCUMENTS**

D. 62,906	8/1923	Hodgkins .....	D5/14
D. 103,889	3/1937	Eisenberg .....	D5/14
D. 110,767	8/1938	Leventhal .....	D5/26
D. 229,202	11/1973	Bernhard .....	D21/198
2,322,897	6/1943	Bogaerde, Jr. ....	119/109
2,684,682	7/1954	Hudes et al. ....	D30/152
2,866,436	12/1958	Swain et al. ....	119/109
2,889,807	6/1959	Beebe .....	D30/153
2,909,154	10/1959	Thomas .....	119/109
3,072,097	1/1963	Morchand .....	119/109
3,214,166	10/1965	Gaudet .....	119/109
3,783,835	1/1974	Kepirg .....	D30/153
3,867,905	2/1975	Vail, Jr. ....	D30/153
4,777,784	10/1988	Ferguson .....	119/109

**FOREIGN PATENT DOCUMENTS**

490217	1/1930	Fed. Rep. of Germany .....	119/109
2504354	10/1982	France .....	119/95
202436	8/1923	United Kingdom .....	119/106
512534	9/1939	United Kingdom .....	119/109

**OTHER PUBLICATIONS**

Pedigrees Catalog; p. 36; item No. D66-0162-puppy Sweatshirt; (Pet Catalogs Box 1).

Animal Pet Care Products Catalog; pp. 9 & 28; items J1791-4 and J3205-8; Designer Leash or Lead; (Pet Catalogs Box 2).

*Primary Examiner*—A. Hugo Word

*Assistant Examiner*—CathyAnne MacCormac

*Attorney, Agent, or Firm*—Leon Gilden

[57] **CLAIM**

The ornamental design for a dog leash, as shown and described.

**DESCRIPTION**

FIG. 1 is a front elevational view of the dog leash showing my new design;

FIG. 2 is a rear elevational view thereof;

FIG. 3 is a left side elevational view thereof;

FIG. 4 is a right side elevational view thereof;

FIG. 5 is a top plan view thereof;

FIG. 6 is a bottom plan view thereof; and,

FIG. 7 is a perspective view of the invention showing a use thereof.

The broken lines are for purpose of illustration only and form no part of the claimed design.

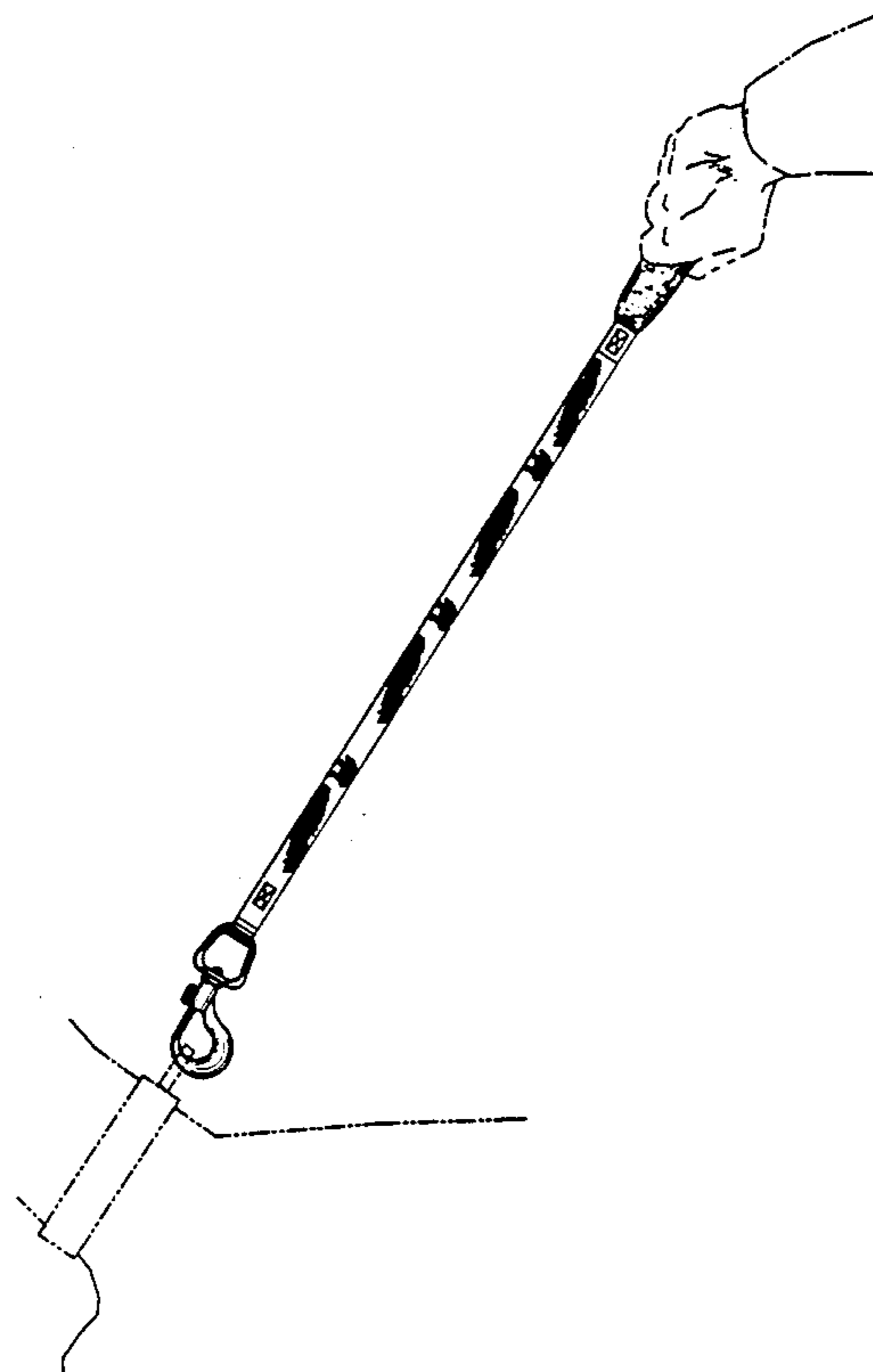


FIG. 1

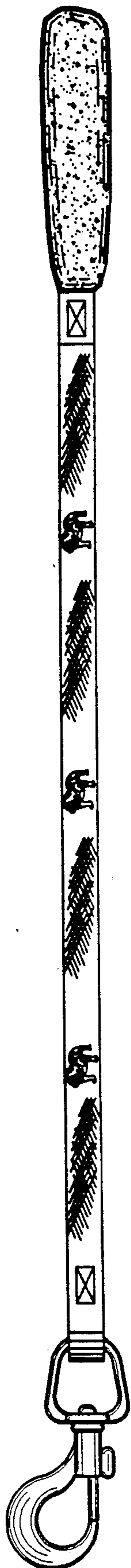
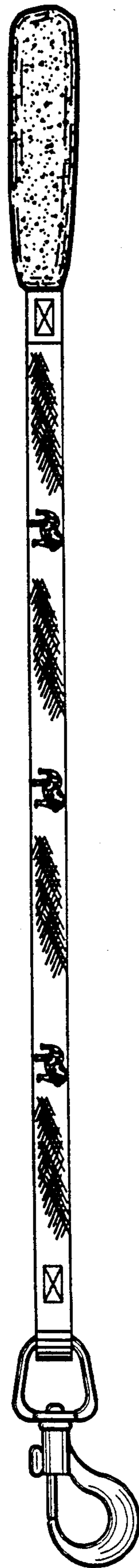


FIG. 2



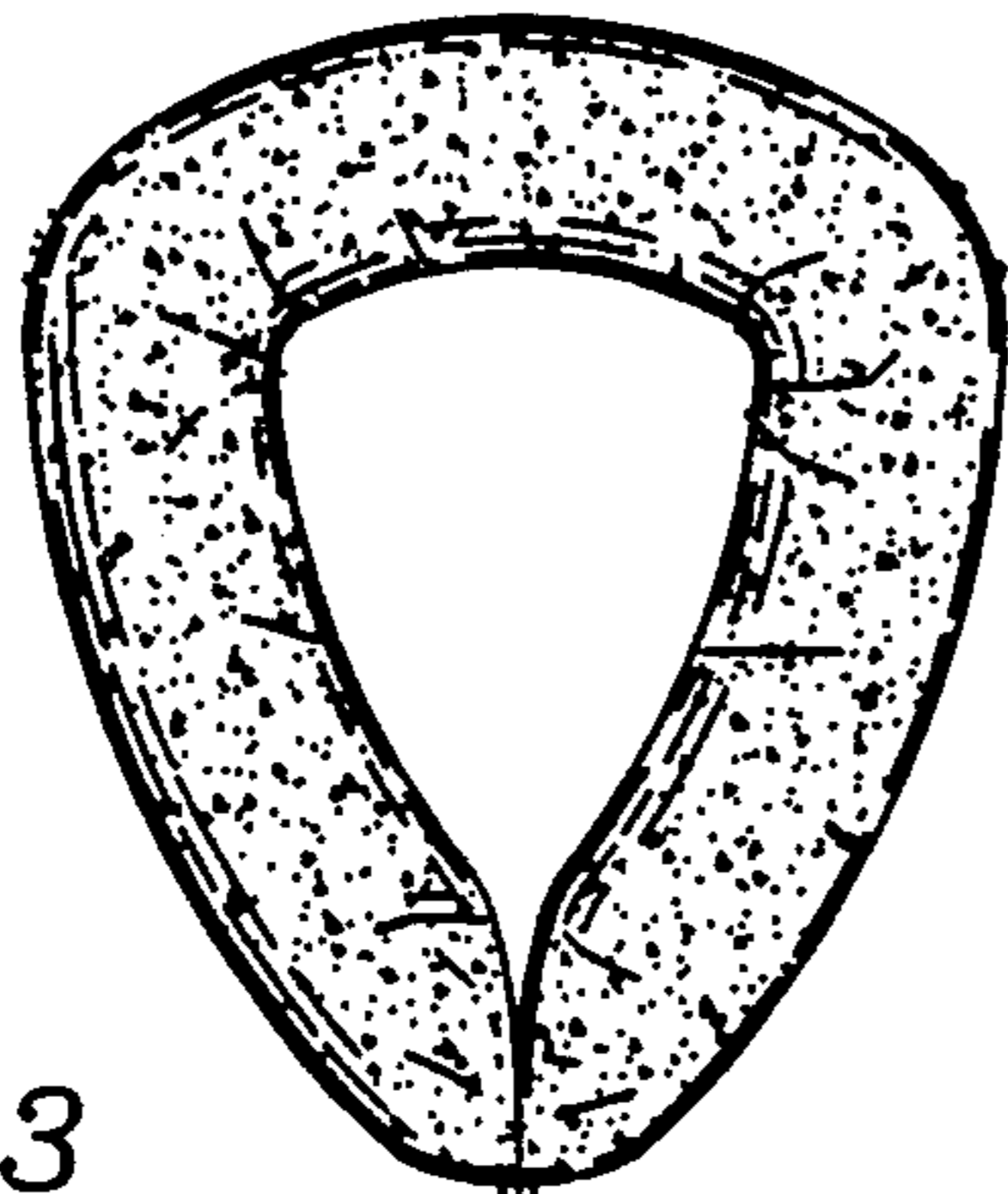


FIG. 3

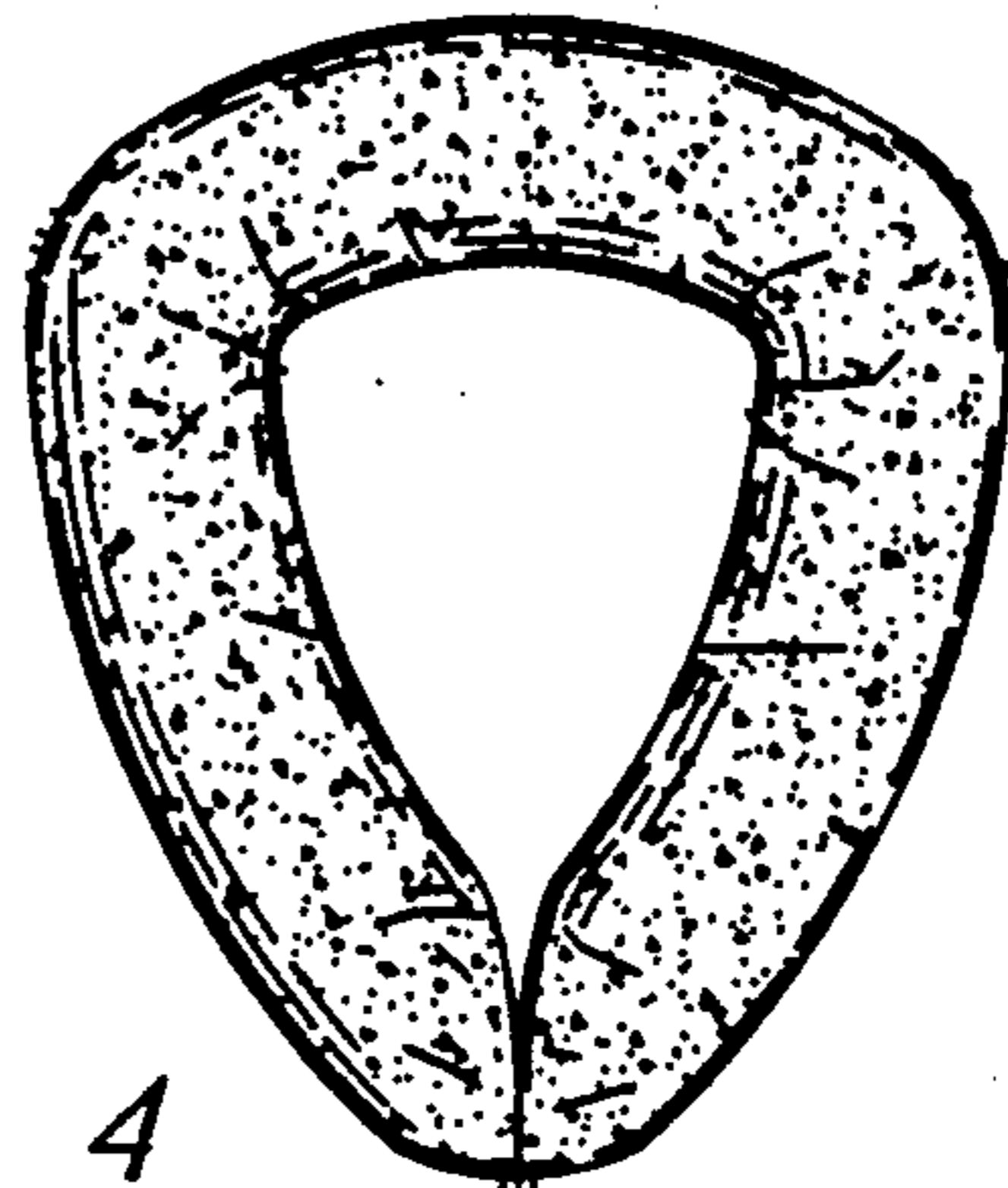
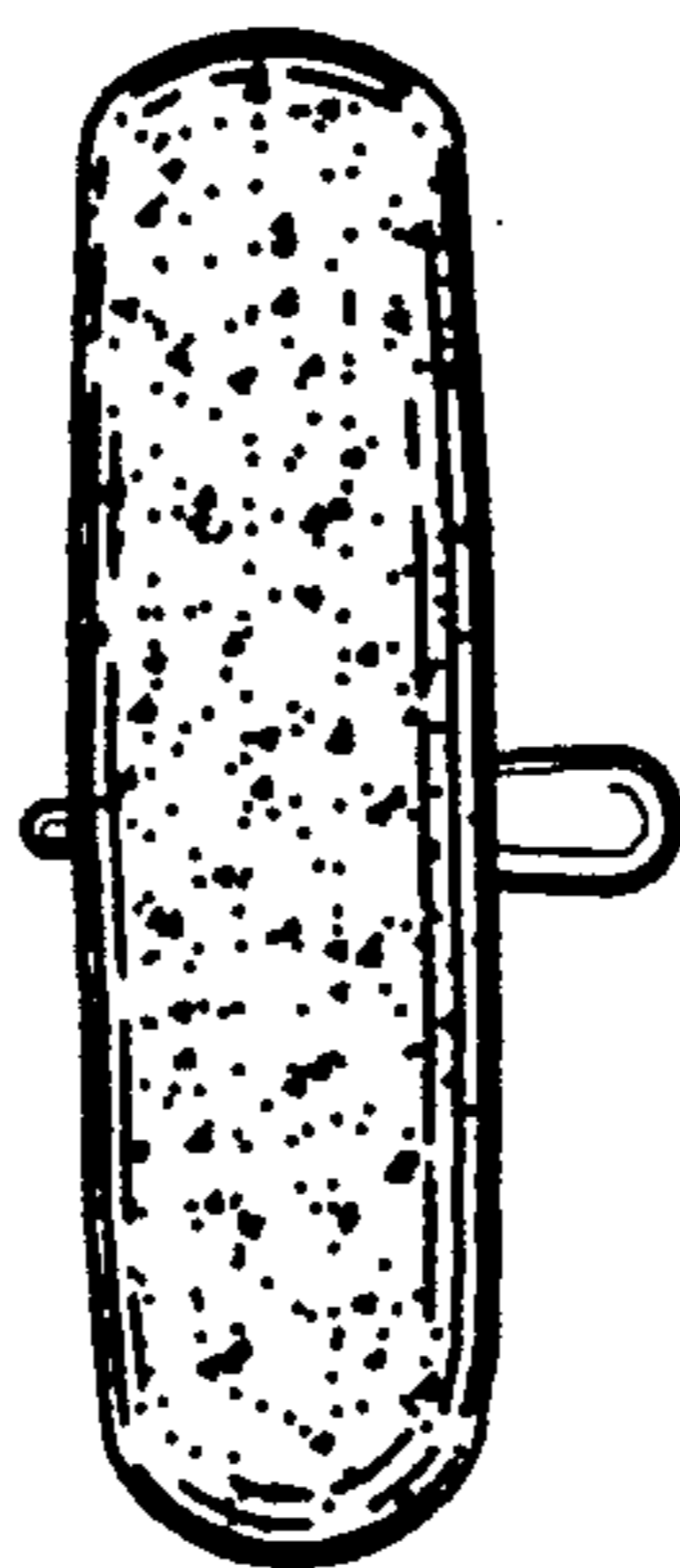


FIG. 4



*FIG. 5*



*FIG. 6*

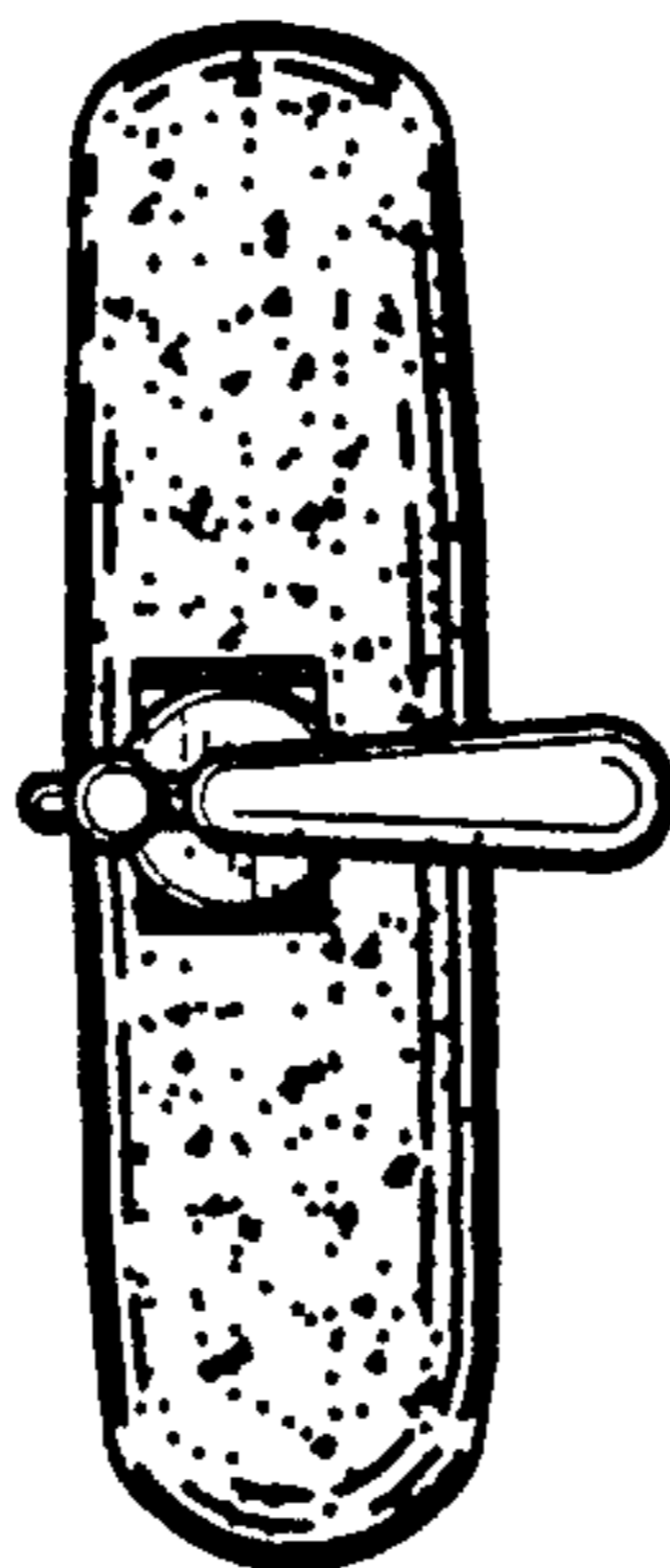


FIG. 7

