



US00D339867S

United States Patent [19]

[11] Patent Number: **Des. 339,867**

Spence, Jr. et al.

[45] Date of Patent: **** Sep. 28, 1993**

[54] **PACIFIER SHIELD**

4,493,324 1/1985 Johnston D24/194 X
5,156,617 10/1992 Reid D24/195 X

[75] Inventors: **Meredith Spence, Jr.**, Cuyahoga Falls; **James J. Keane**, Aurora, both of Ohio

Primary Examiner—Stella Reid

[73] Assignee: **Lisco, Inc.**, Tampa, Fla.

[57] **CLAIM**

[**] Term: **14 Years**

The ornamental design for a pacifier shield, as shown and described.

[21] Appl. No.: **918,104**

DESCRIPTION

[22] Filed: **Jul. 24, 1992**

FIG. 1 is a front elevational view of a pacifier shield, showing our new design;

[52] U.S. Cl. **D24/193**

FIG. 2 is a top plan view thereof, the bottom plan view being a mirror image thereto;

[58] Field of Search **D24/194, 193; 606/234, 606/235, 236; 215/11.6**

FIG. 3 is a rear elevational view thereof;

[56] **References Cited**

U.S. PATENT DOCUMENTS

2,579,194 12/1951 Kronish D24/196 X
2,860,639 11/1958 Hoover D24/195 X

FIG. 4 is a right side elevational view thereof, the left side elevational view being a mirror image thereto;

FIG. 5 is an enlarged cross-sectional view thereof, taken along line 5—5 of FIG. 3; and,

FIG. 6 is a perspective view thereof.




FIG. 2

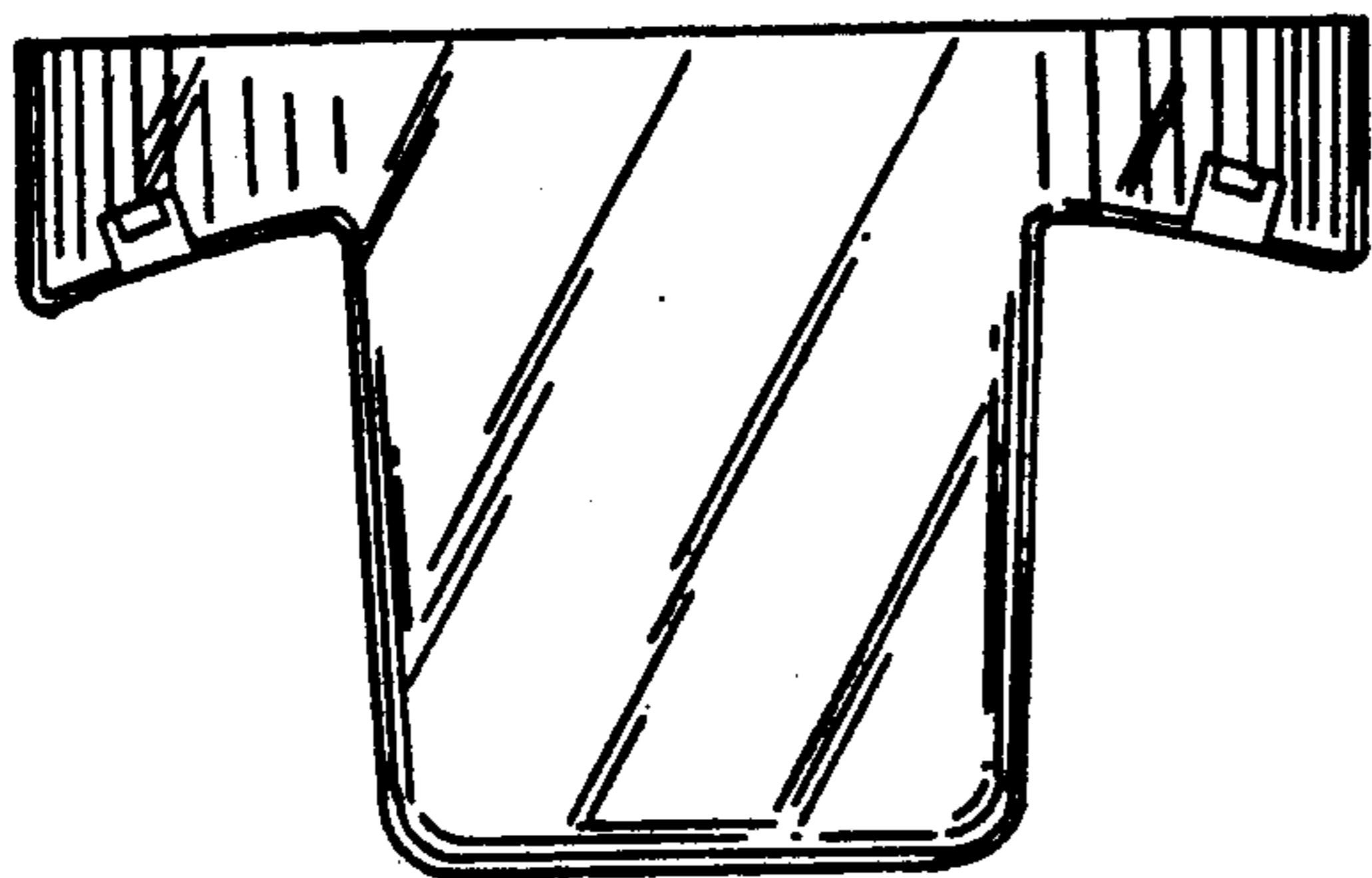


FIG. 6




FIG. 1





FIG. 4

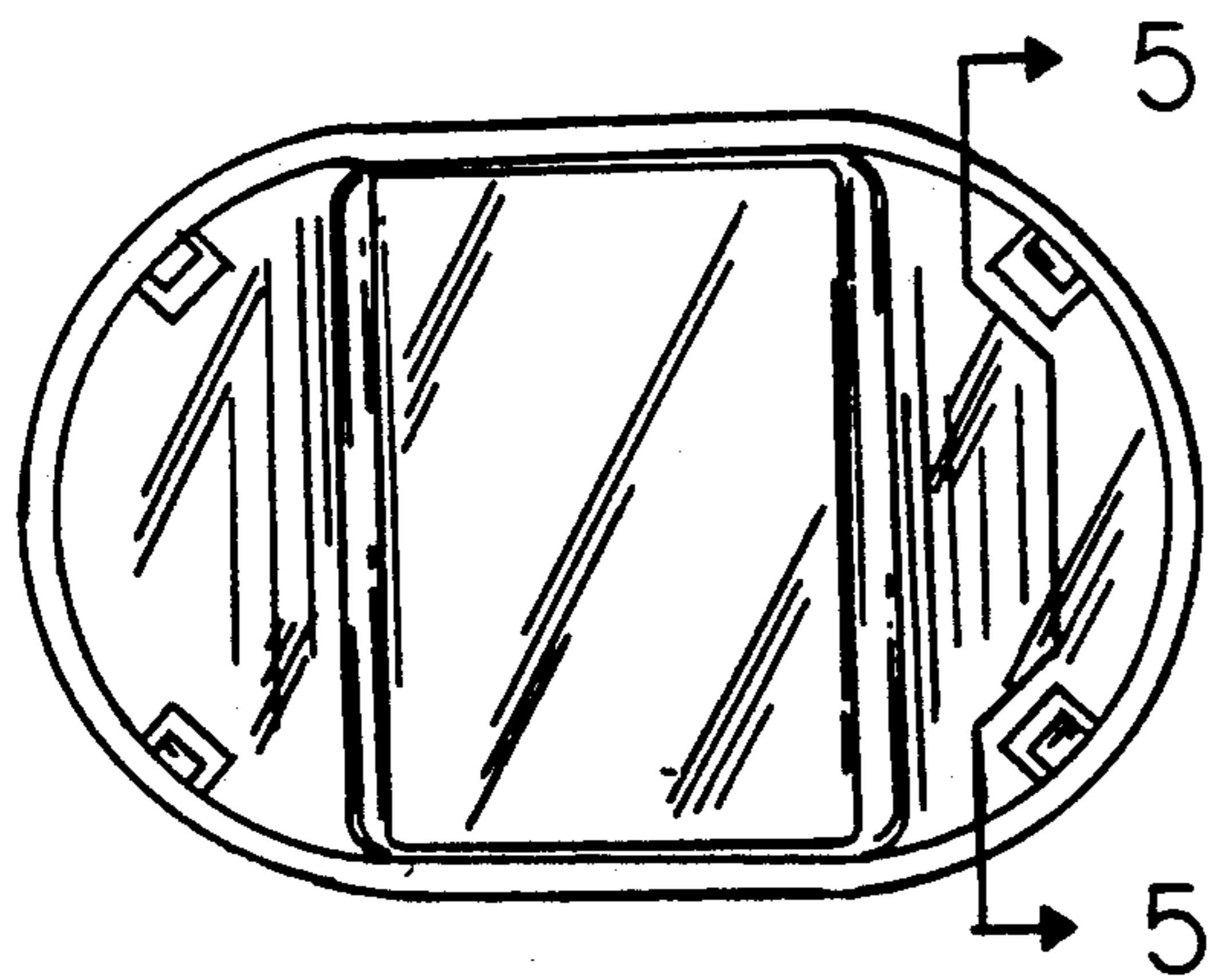


FIG. 3

FIG. 5

