



US00D339866S

United States Patent [19]

Rice

[11] Patent Number: **Des. 339,866**

[45] Date of Patent: **** Sep. 28, 1993**

[54] **WRIST BRACE**

[75] Inventor: **Philip C. Rice, Little Bourton, United Kingdom**

[73] Assignee: **Spencer (Banbury) Limited (Brit. Co.), Banbury, United Kingdom**

[**] Term: **14 Years**

[21] Appl. No.: **576,728**

[22] Filed: **Sep. 4, 1990**

[52] U.S. Cl. **D24/190**

[58] Field of Search **D24/190; 602/21, 24**

[56] **References Cited**

U.S. PATENT DOCUMENTS

4,441,490 4/1984 Nirschl **D24/190 X**

4,584,993 4/1986 Nelson 602/21
4,716,892 1/1988 Brunswick 602/21
4,883,073 11/1989 Aziz 602/21 X

Primary Examiner—Stella Reid

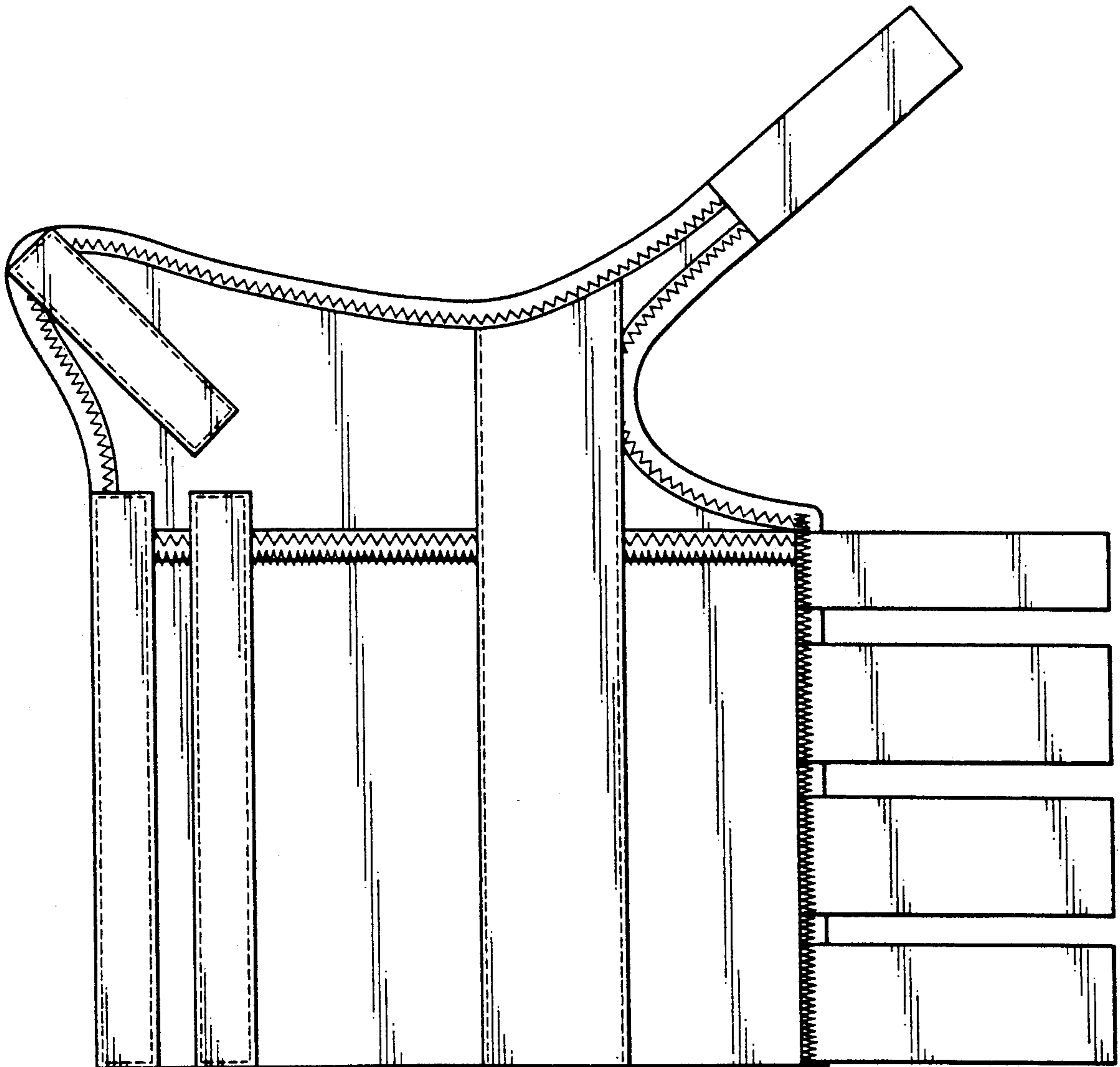
Attorney, Agent, or Firm—Shoemaker & Mattare, Ltd.

[57] **CLAIM**

The ornamental design for a wrist brace, as shown and described.

DESCRIPTION

FIG. 1 is a front elevational view of a wrist brace, showing my new design;
FIG. 2 is a rear elevational view thereof;
FIG. 3 is a bottom plan view thereof;
FIG. 4 is a top plan view thereof;
FIG. 5 is a right side elevational thereof; and,
FIG. 6 is a left side elevational view thereof.



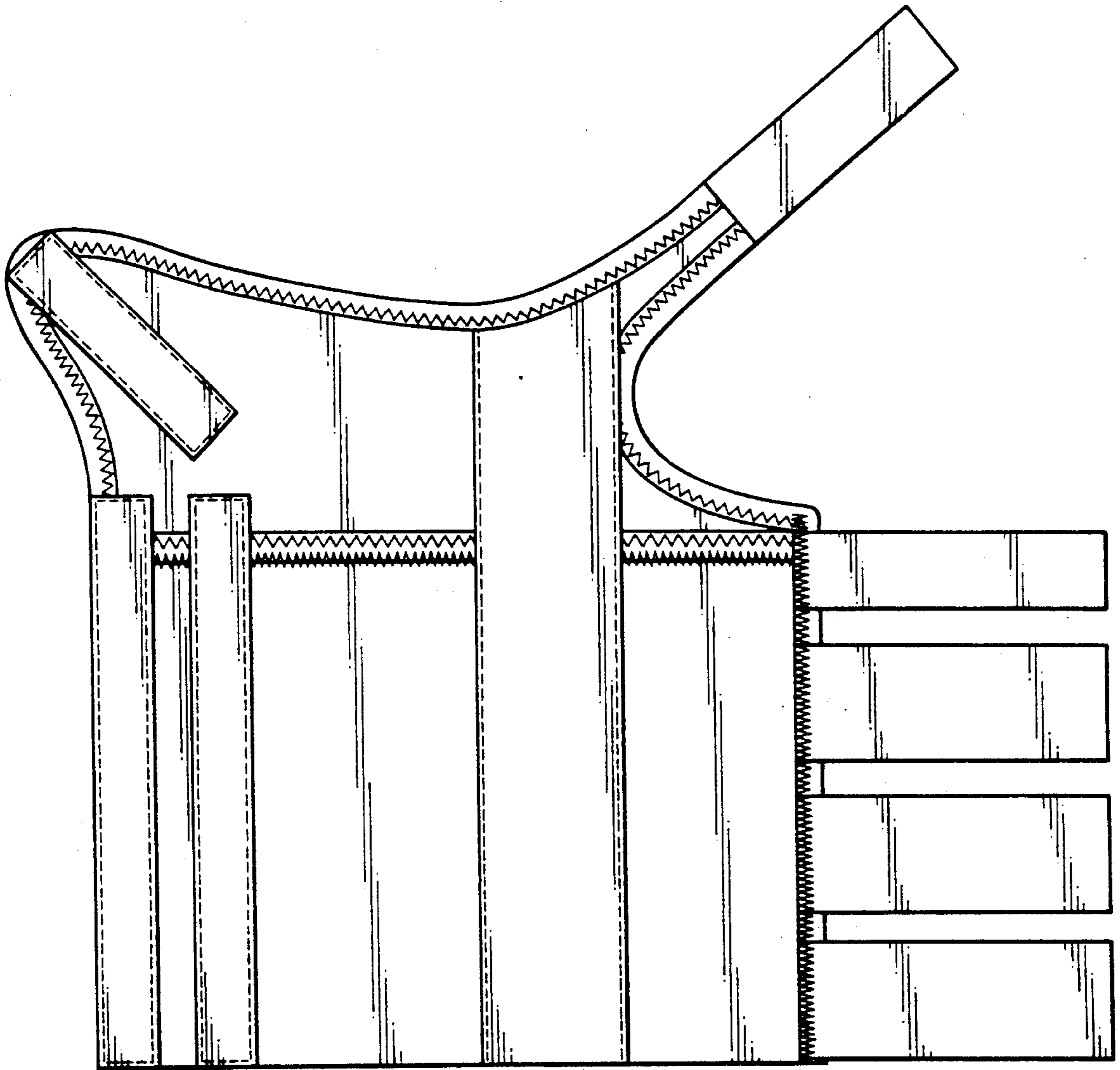


FIG. 1

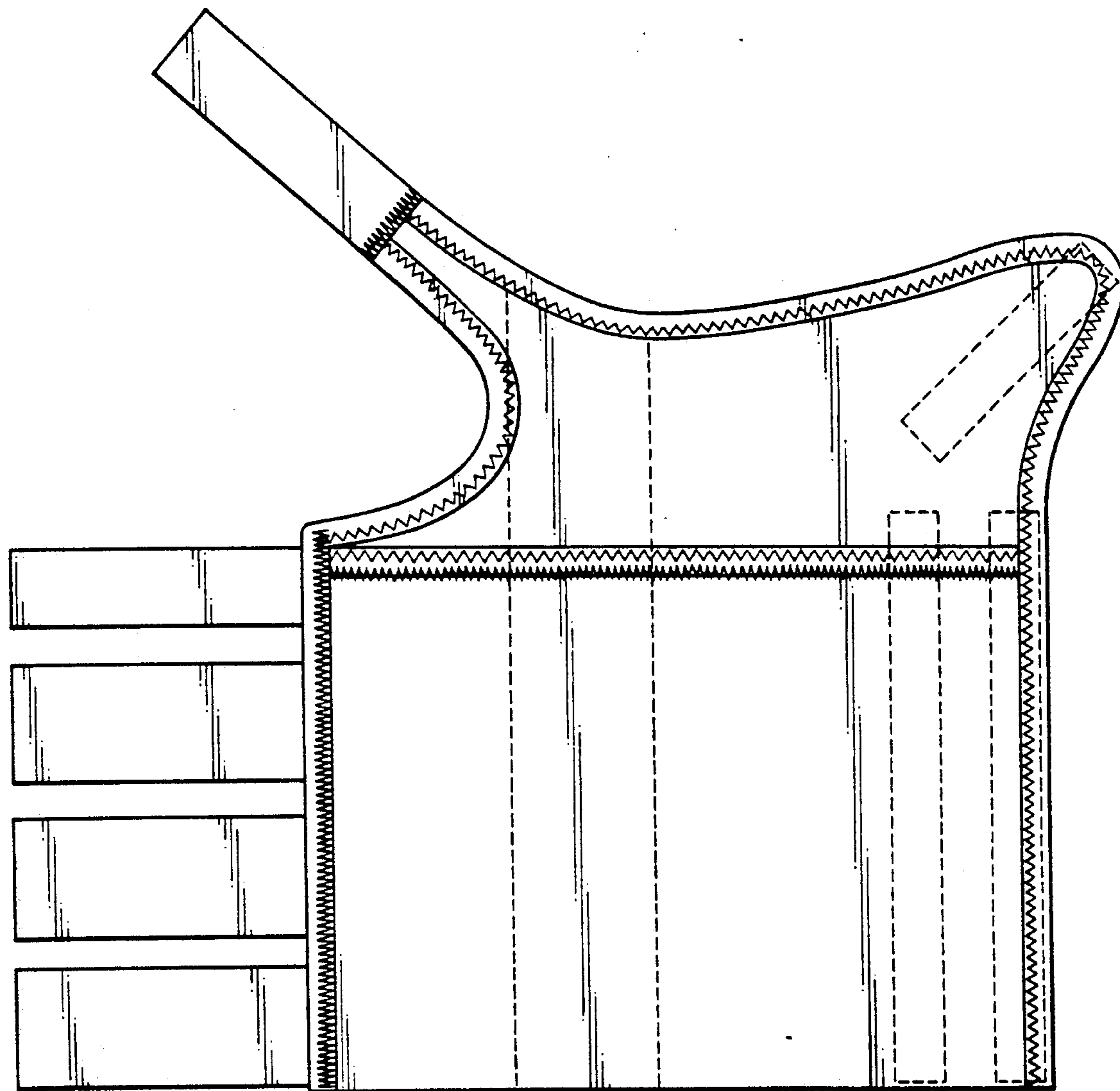


FIG. 2




FIG. 3



FIG. 4



FIG. 5




FIG. 6