



US00D339863S

United States Patent [19]

[11] Patent Number: Des. 339,863

Robertson

[45] Date of Patent: ** Sep. 28, 1993

[54] SUPPOSITORY

[75] Inventor: Steven Robertson, Motherwell, Scotland

[73] Assignee: British Technology Group Limited, London, England

[**] Term: 14 Years

[21] Appl. No.: 800,823

[22] Filed: Nov. 29, 1991

[30] Foreign Application Priority Data

May 31, 1991 [GB] United Kingdom 2015060

Oct. 11, 1991 [GB] United Kingdom 2018220

[52] U.S. Cl. D24/101

[58] Field of Search D24/100-104; 424/451, 457, 464, 468-470, 472, 474; D28/8.1, 8.2; D25/115, 117, 126, 128; D21/51; D8/82, 85-86

[56] References Cited

U.S. PATENT DOCUMENTS

- D. 316,913 5/1991 Morota et al. D24/100
- 30,699 5/1899 Turner D24/100
- 31,133 7/1899 Lantz D24/100
- 2,584,166 2/1952 Stevenson et al. D24/100 X

OTHER PUBLICATIONS

Physicans' Desk Reference item gyne-lotrimin vaginal tablets, p. 428, 1990, 44th ed.

Primary Examiner—Wallace R. Burke
Assistant Examiner—M. H. Tung
Attorney, Agent, or Firm—Nixon & Vanderhye

[57] CLAIM

The ornamental design for suppository, as shown and described.

DESCRIPTION

FIG. 1 is a side elevation of the suppository of the invention, in which the top view and bottom view are identical;

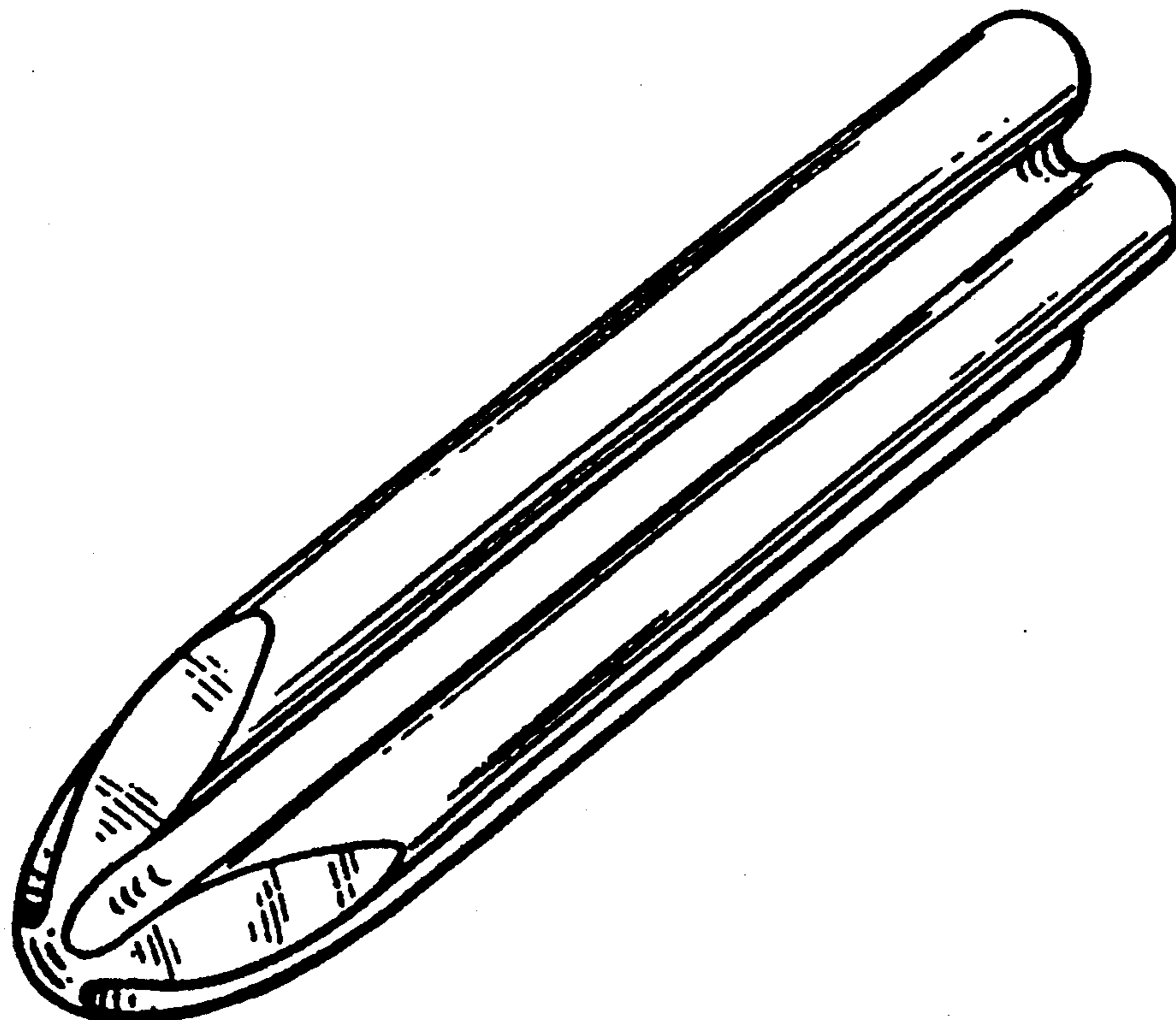
FIG. 2 is an end view of the suppository of FIG. 1;

FIG. 3 is a perspective view of the suppository of FIG. 1 from the front end;

FIG. 4 is a side view of another embodiment of the suppository of the invention as viewed in the direction of arrow A in FIG. 6;

FIG. 5 is a side view of the suppository of FIG. 4 as viewed in the direction of arrow B in FIG. 6;

FIG. 6 is an end view of the suppository of FIG. 4; and, FIG. 7 is a perspective view of the suppository of FIG. 4 from the front end.






FIG. 1




FIG. 2

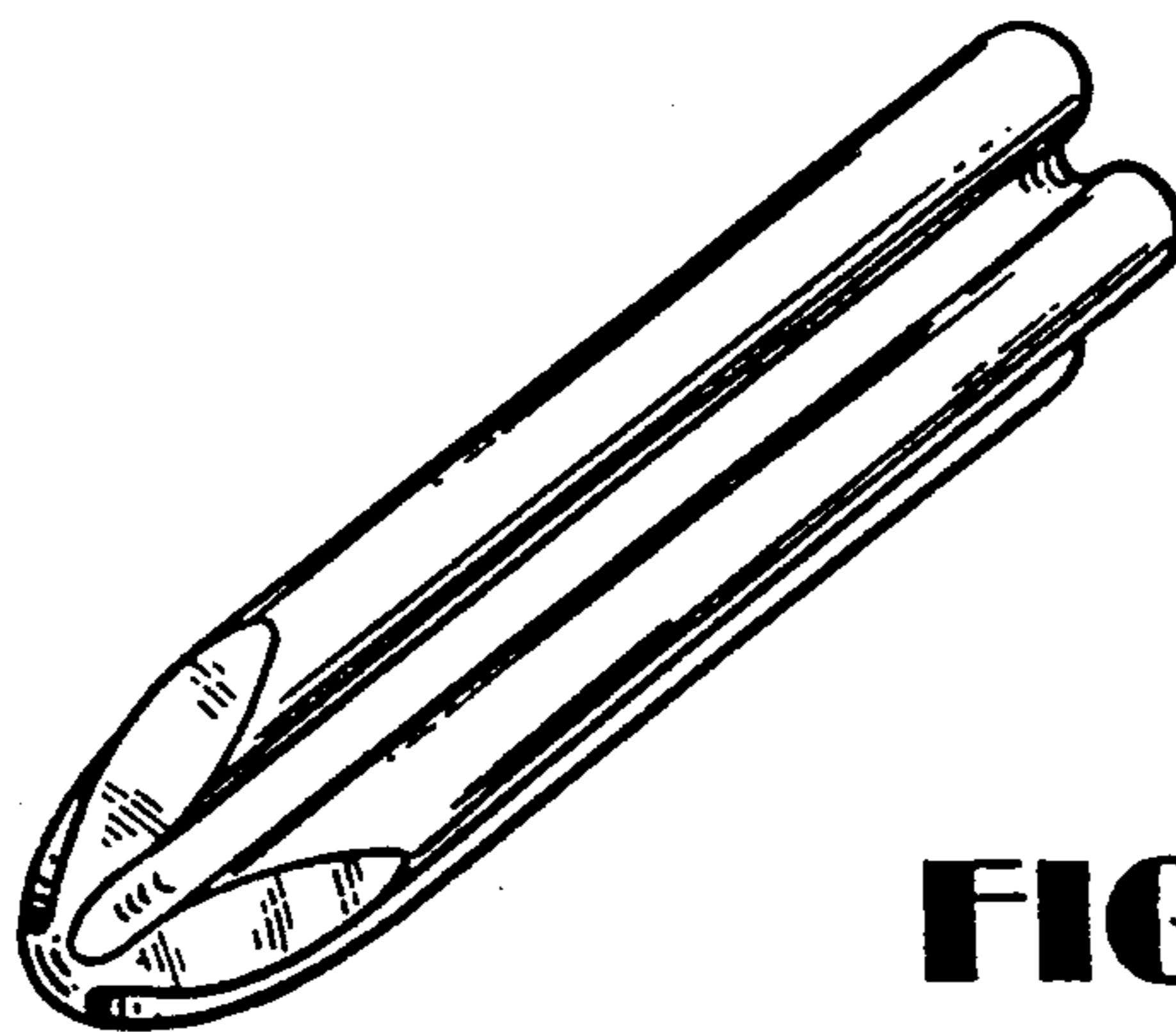


FIG. 3




FIG. 4




FIG. 5

FIG. 6

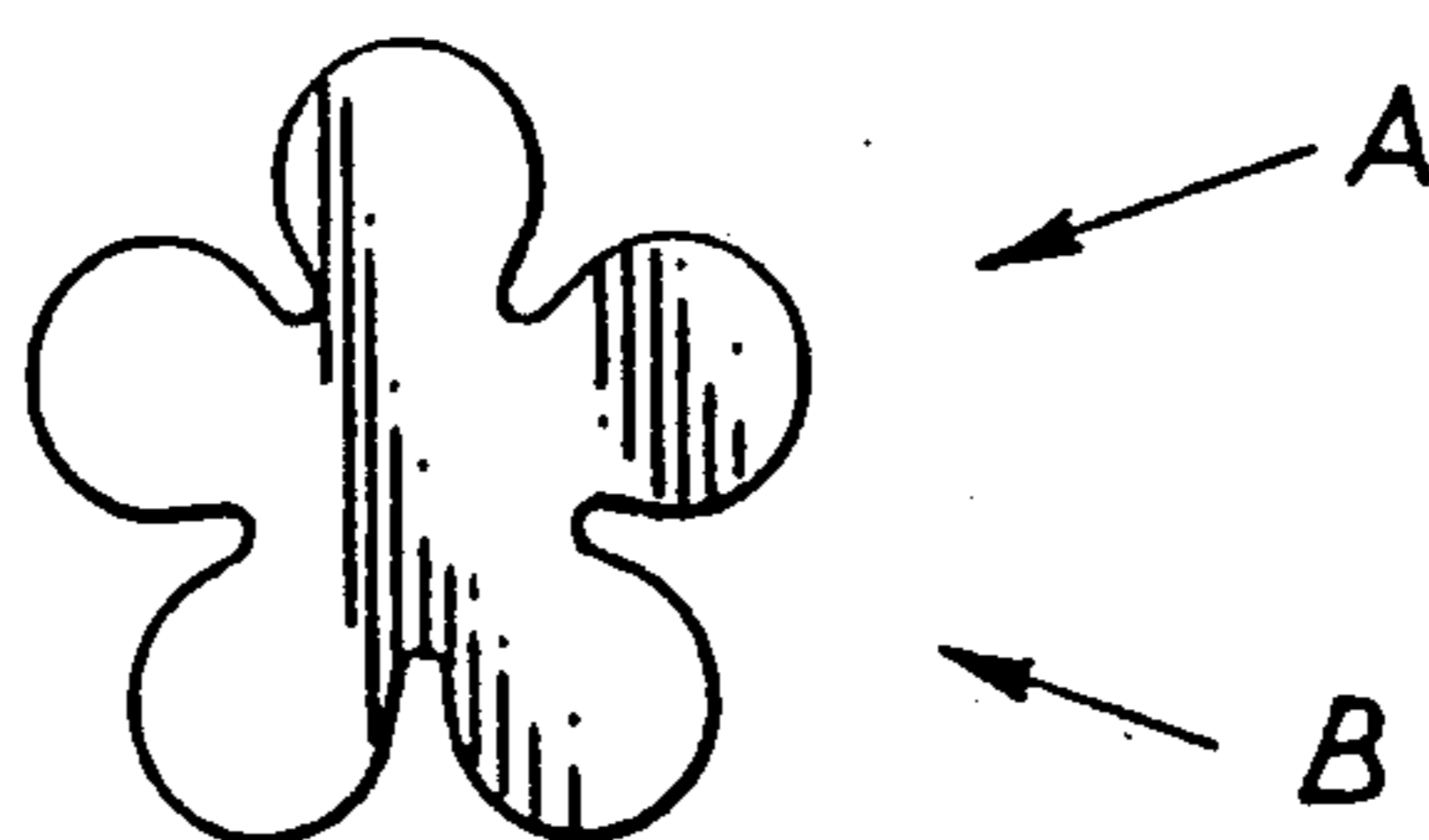


FIG. 7

