



US00D339850S

United States Patent [19]

[11] Patent Number: **Des. 339,850**

Jans

[45] Date of Patent: **** Sep. 28, 1993**

[54] **FAUCET HANDLE**

[75] Inventor: **Franz W. Jans, Roedermark, Fed. Rep. of Germany**

[73] Assignee: **JADO Bathroom and Hardware Manufacturing Corp., Camarillo, Calif.**

[**] Term: **14 Years**

[21] Appl. No.: **792,897**

[22] Filed: **Nov. 15, 1991**

[52] U.S. Cl. **D23/252**

[58] Field of Search **D23/238-243, D23/250-254; D8/300, 306-320; 16/110, 118, 121**

D. 199,426	10/1964	Armstrong	D23/252
D. 204,087	3/1966	Adler	D8/308 X
D. 223,913	6/1972	Niemann	D23/252
D. 254,088	1/1980	Haug	D23/252
D. 315,486	3/1991	Pierce	D8/307
D. 324,563	3/1992	Bonnell	D23/252

Primary Examiner—James R. Largen
Attorney, Agent, or Firm—H. Michael Brucker

[57] **CLAIM**

The ornamental design for a faucet handle, as shown and described.

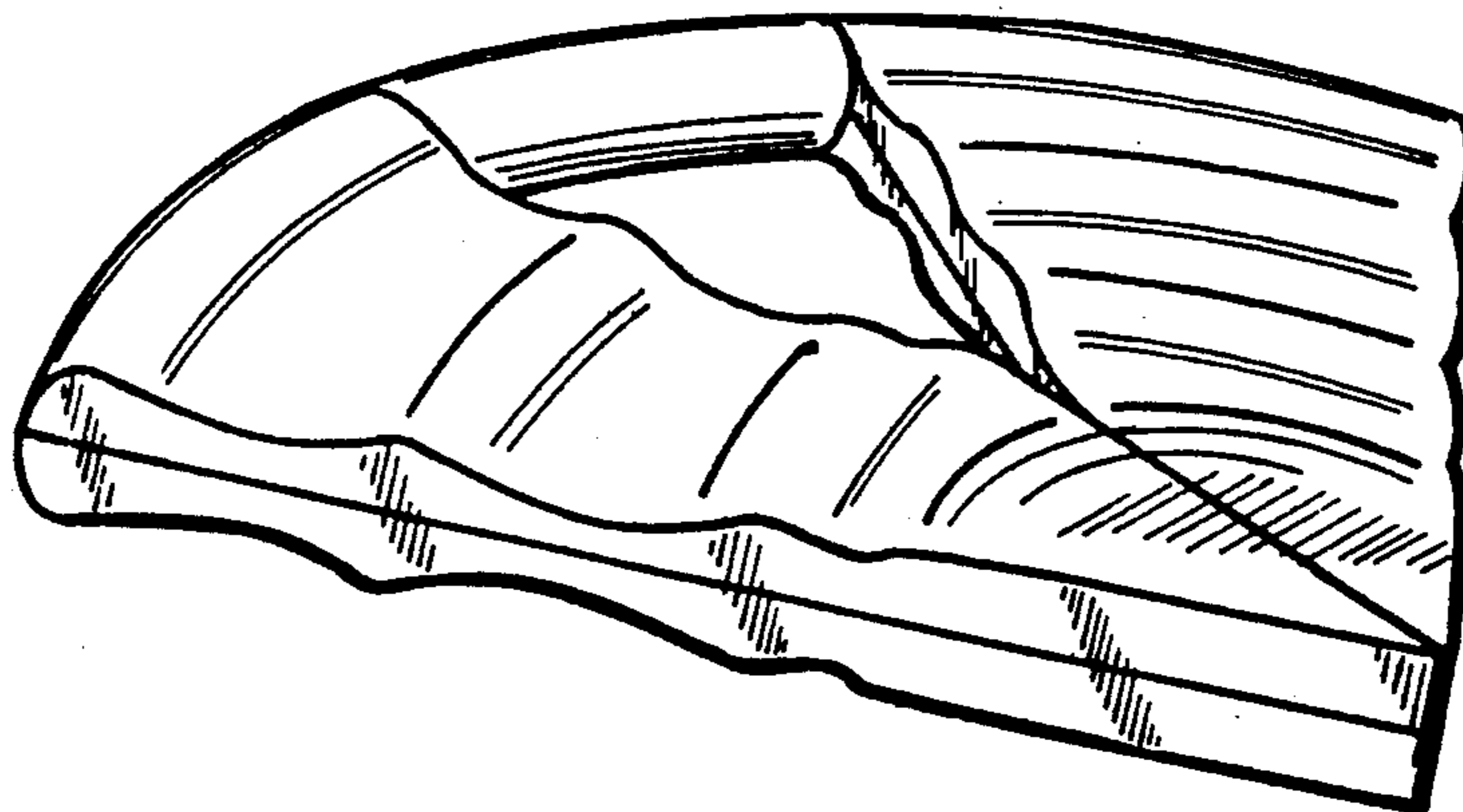
DESCRIPTION

FIG. 1 is a perspective view of the faucet handle showing my new design;
FIG. 2 is a left side elevational view thereof, the right side being a mirror image of the left side;
FIG. 3 is a top plan view thereof, the bottom being the same as the top;
FIG. 4 is a front elevation thereof; and,
FIG. 5 is a rear elevation thereof.

[56] **References Cited**

U.S. PATENT DOCUMENTS

D. 99,046	3/1936	Rettich	D8/310
D. 193,756	10/1962	Parker	D23/254
D. 195,823	8/1963	Clayton	D8/307






FIG._1



FIG._2

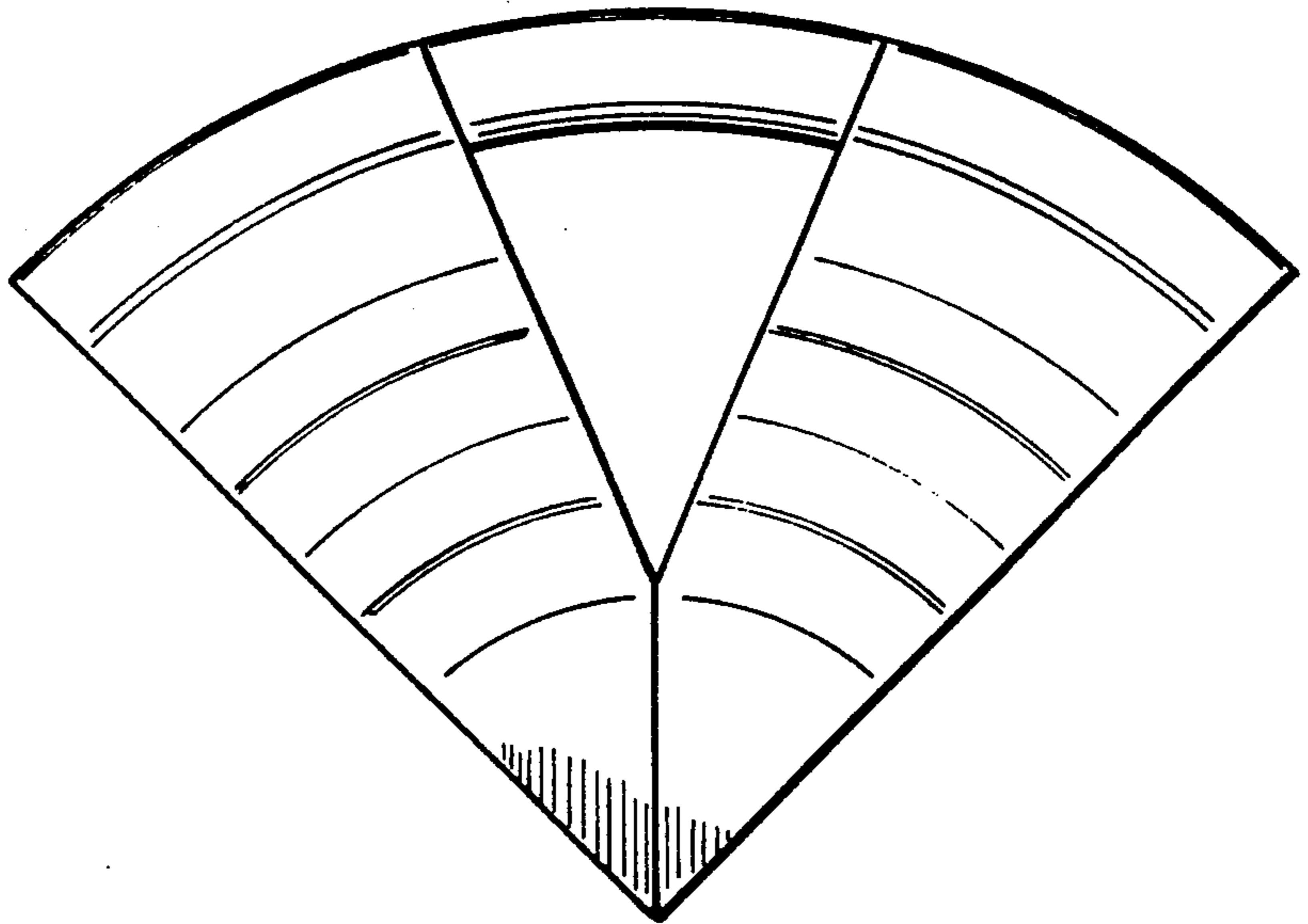


FIG._3




FIG._4




FIG._5