



US00D339839S

United States Patent [19] Day

[11] Patent Number: **Des. 339,839**

[45] Date of Patent: **** Sep. 28, 1993**

[54] AQUATIC EXERCISE BOTTLE

[76] Inventor: **Judy A. Day**, 6512 Mesa Dr., Austin, Tex. 78731

[**] Term: **14 Years**

[21] Appl. No.: **644,399**

[22] Filed: **Jan. 22, 1991**

[52] U.S. Cl. **D21/197**

[58] Field of Search **D21/191, 196, 197; 482/106, 108; D24/197; D9/530**

[56] References Cited

U.S. PATENT DOCUMENTS

D. 215,057	8/1969	Sun	D21/197
D. 232,370	8/1974	Hasekian	D21/197
D. 264,625	5/1982	Shiu	D21/197
D. 297,961	10/1988	Egger	D21/197
D. 299,153	12/1988	Hall	D21/197
D. 309,762	8/1990	Carr	D21/198
1,366,200	1/1921	Matysek	482/106
1,918,142	7/1933	Smith	D21/197
4,773,640	9/1988	Kolbel	272/122

OTHER PUBLICATIONS

Best Catalog, 1989, p. 281, Dumbbells.
J & B Foam Fabricators, Inc. Catalog, p. 3 Items #SB301 & SB302, Swim Bar/Hand Bar Exerciser.
Standard plastic gallon milk or water jug.

Primary Examiner—Bernard Ansher
Assistant Examiner—Philip Hyder

[57] CLAIM

The ornamental design for an aquatic exercise bottle, as shown.

DESCRIPTION

FIG. 1 is a front elevational view of an aquatic exercise bottle showing my new design, the back view being a mirror image thereof;
FIG. 2 is a side elevational view thereof, the opposite side being a mirror image thereof;
FIG. 3 is a top plan view with a cut away from section thereof, the bottom view being a mirror image thereof;
FIG. 4 is a cross-sectional view thereof, taken along 4—4 in FIG. 3; and,
FIG. 5 is a perspective view of my new design.

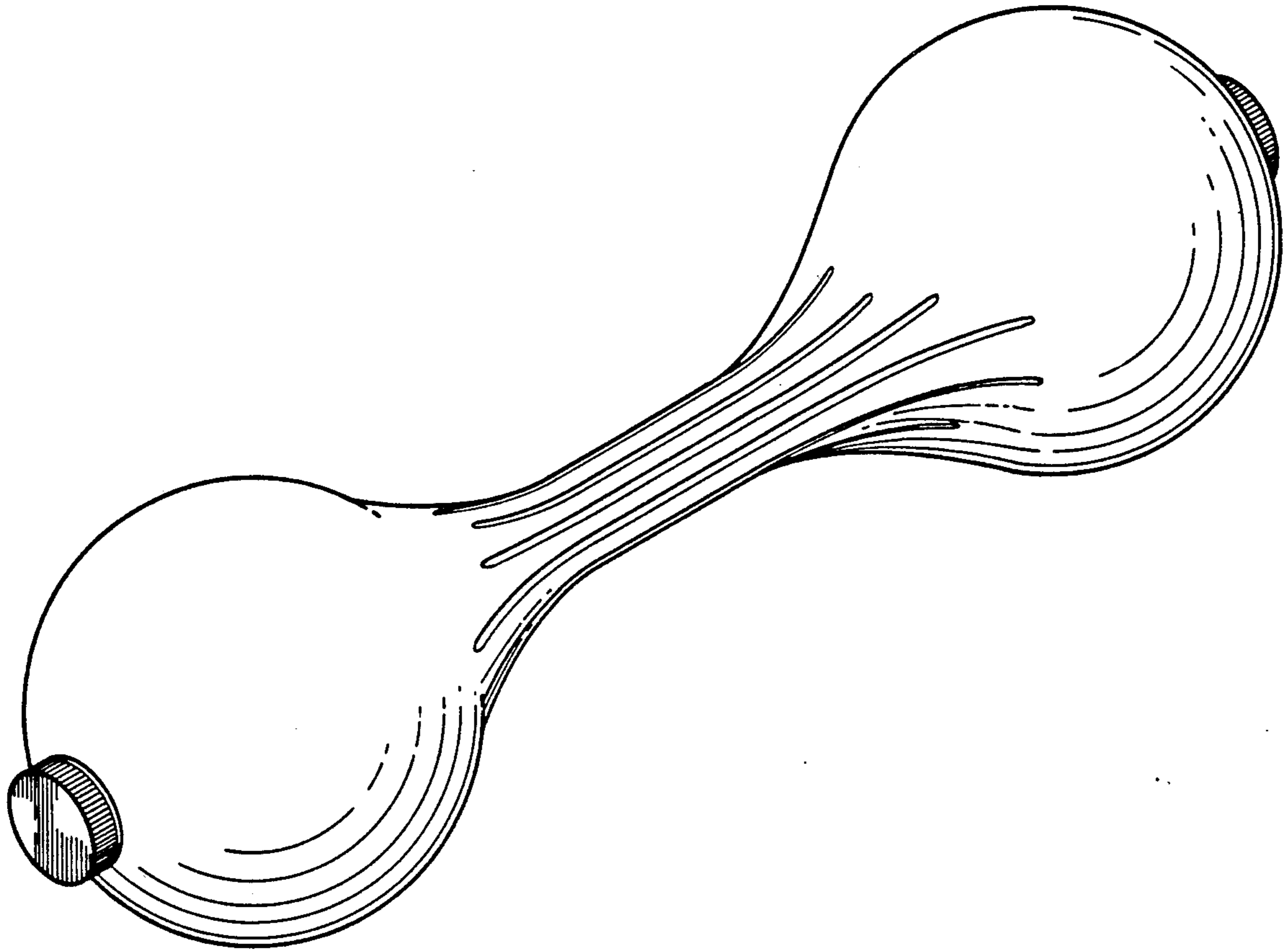


FIG. 1

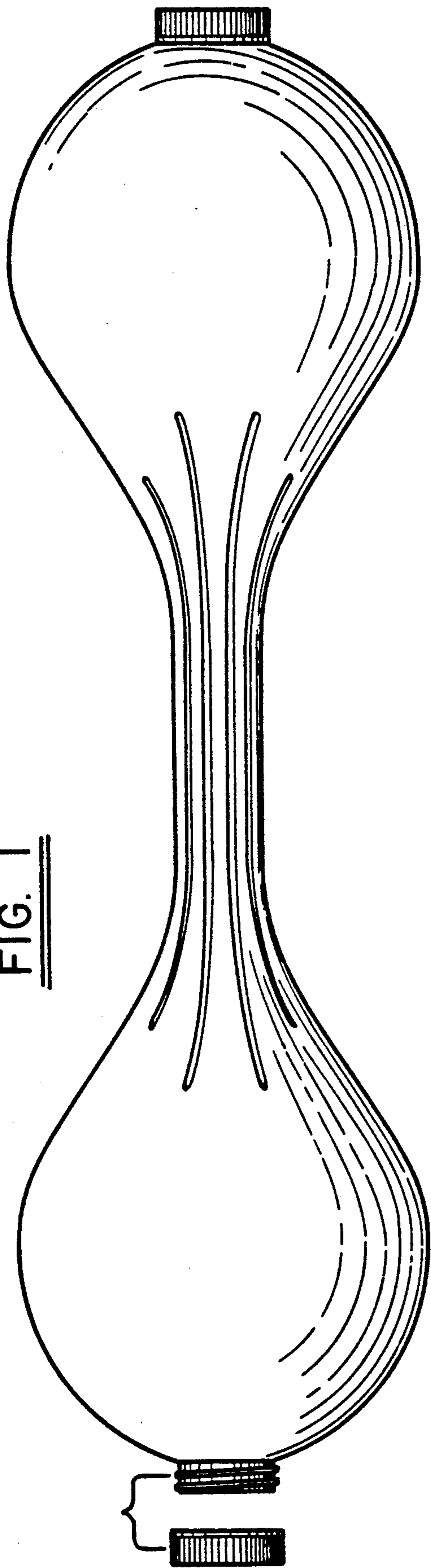


FIG. 2

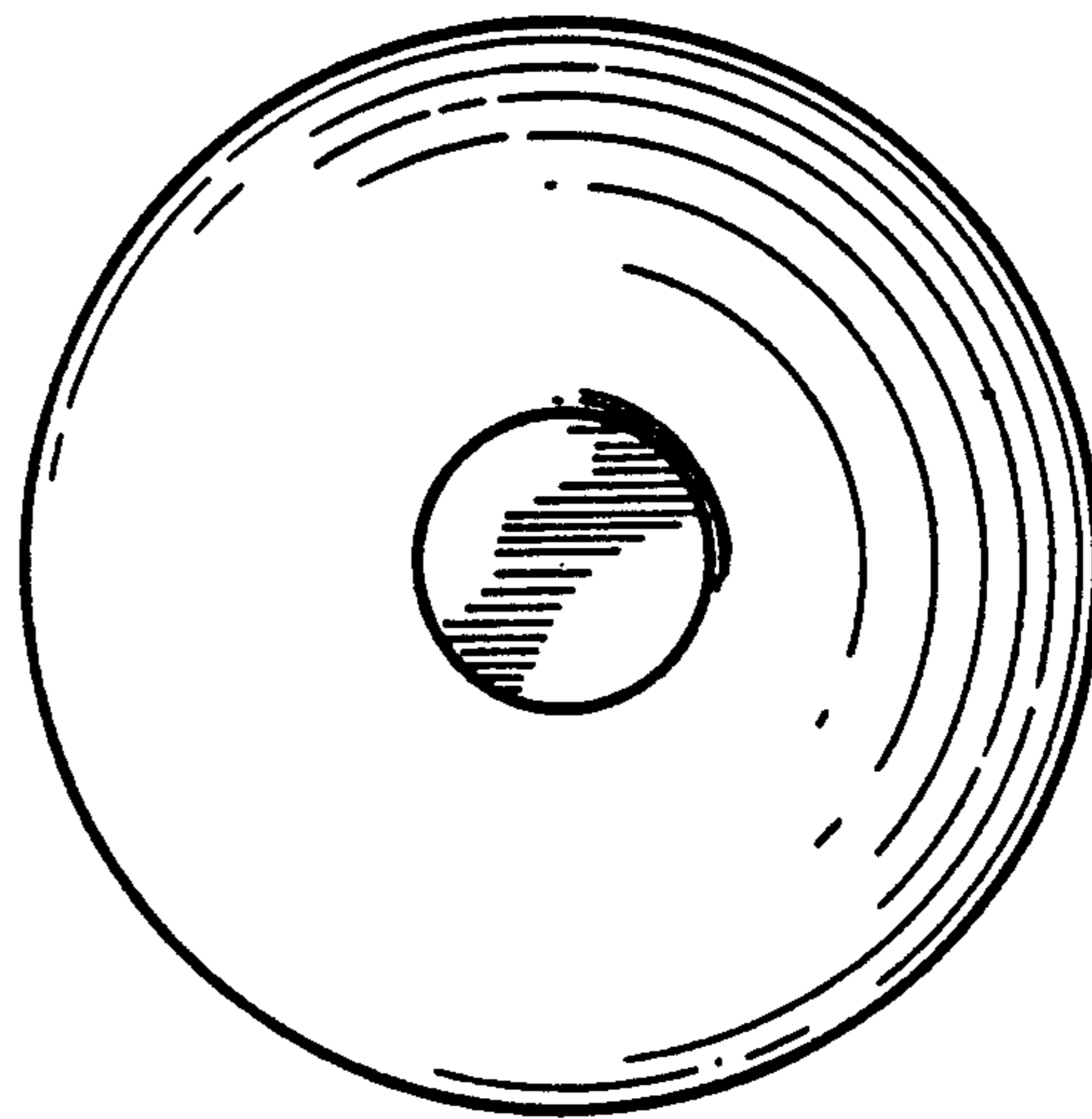


FIG. 3

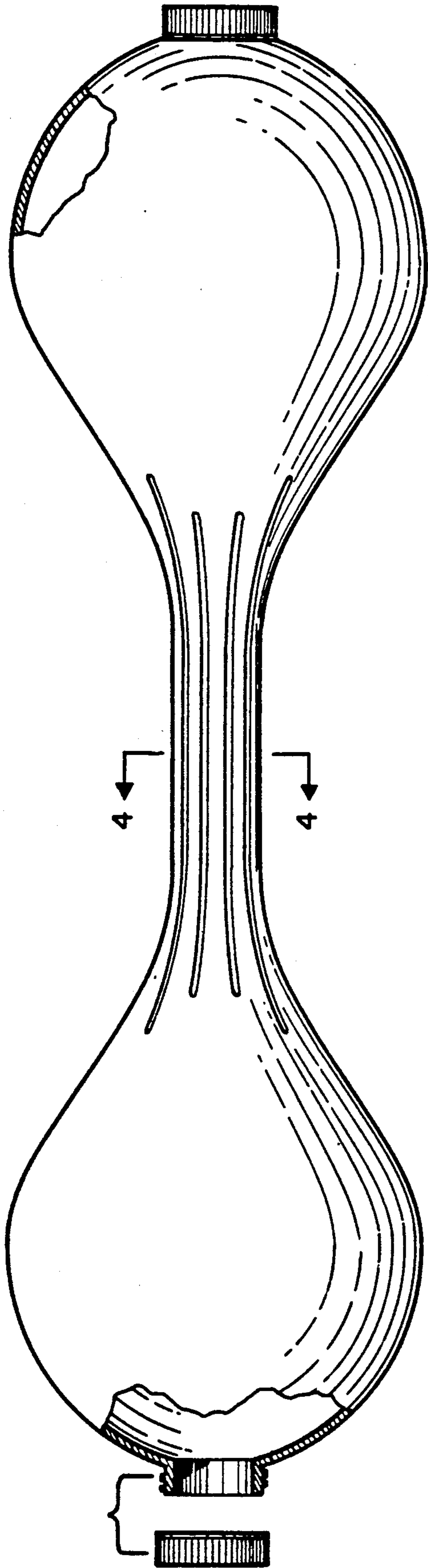



FIG. 4



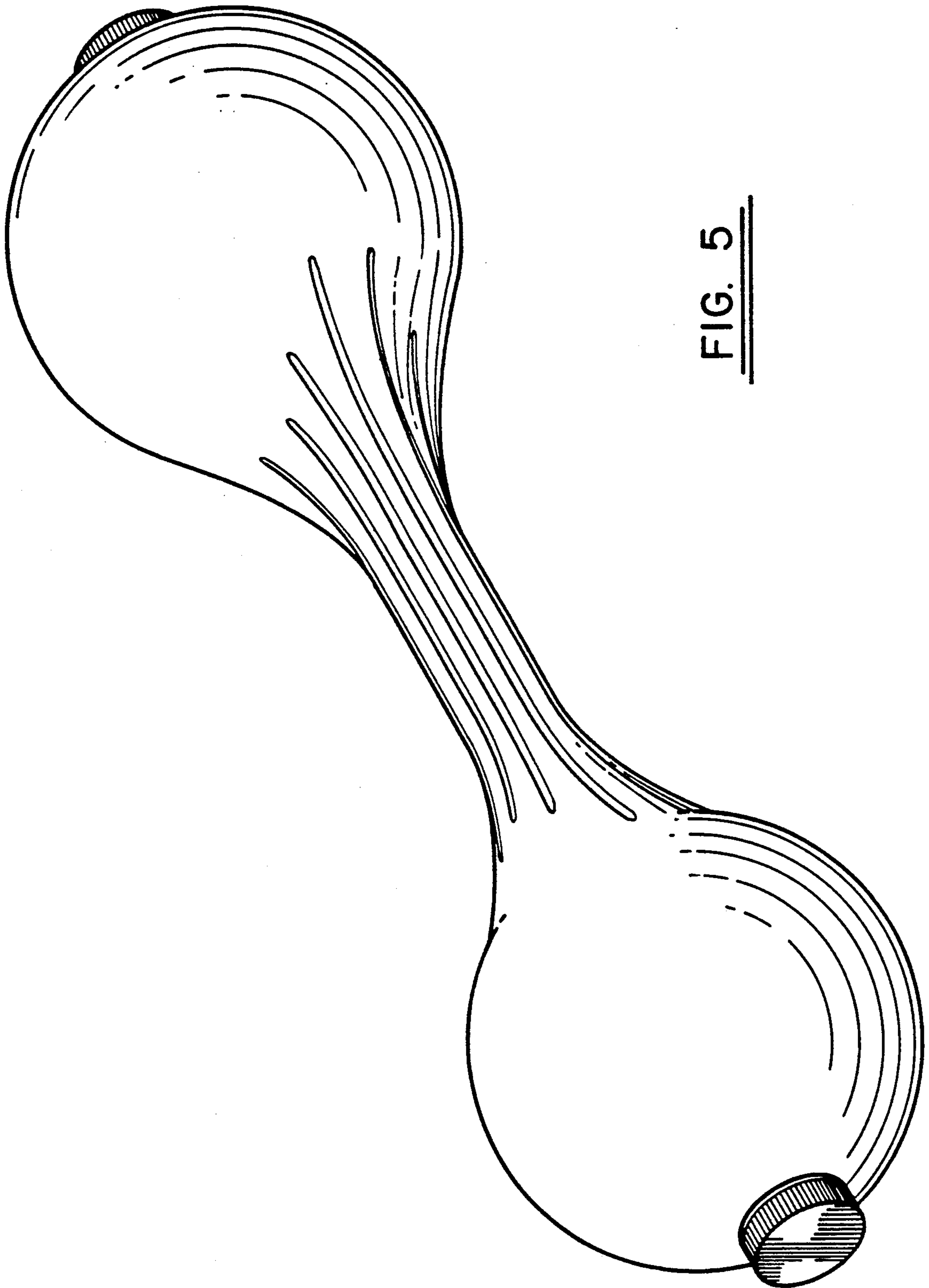


FIG. 5