



US00D339818S

United States Patent [19]

[11] Patent Number: **Des. 339,818**

Peterson

[45] Date of Patent: **** Sep. 28, 1993**

[54] TENSIONING FIXTURE FOR A MUSICAL DRUM

Assistant Examiner—Adir Aronovich
Attorney, Agent, or Firm—Polster, Lieder, Woodruff & Lucchesi

[76] Inventor: **David A. Peterson**, 1330 Floradora Dr., Belleville, Ill. 62220

[57] **CLAIM**

[**] Term: **14 Years**

The ornamental design for a tensioning fixture for a musical drum, as shown.

[21] Appl. No.: **677,281**

DESCRIPTION

[22] Filed: **Mar. 29, 1991**

[52] U.S. Cl. **D17/22**

[58] Field of Search **D17/22, 99; D21/64; 84/411 R, 411 A, 411 P, 413, 422.1, DIG. 12, DIG. 16**

FIG. 1 is a top, front perspective view of a tensioning fixture for a musical drum showing my new design; FIG. 2 is a left side elevational view thereof; FIG. 3 is a front elevational view thereof; FIG. 4 is a right side elevational view thereof; FIG. 5 is a rear elevational view thereof; FIG. 6 is a top plan view thereof, the opposite side being a mirror image; FIG. 7 is a sectional view taken along line 7—7 of FIG. 3; FIG. 8 is a front elevational view of a modified embodiment of the tensioning fixture shown in FIG. 1; and, FIG. 9 is a bottom plan view thereof. The broken lines are shown for illustrative purposes only.

[56] **References Cited**

U.S. PATENT DOCUMENTS

- D. 308,983 7/1990 Bonsor D17/22
- D. 311,018 10/1990 Corder D17/22
- 4,334,458 6/1982 Grauso 84/413
- 4,750,401 6/1988 Hoshino 84/413
- 4,869,146 9/1989 Bonsor 84/413

Primary Examiner—Bernard Ansher

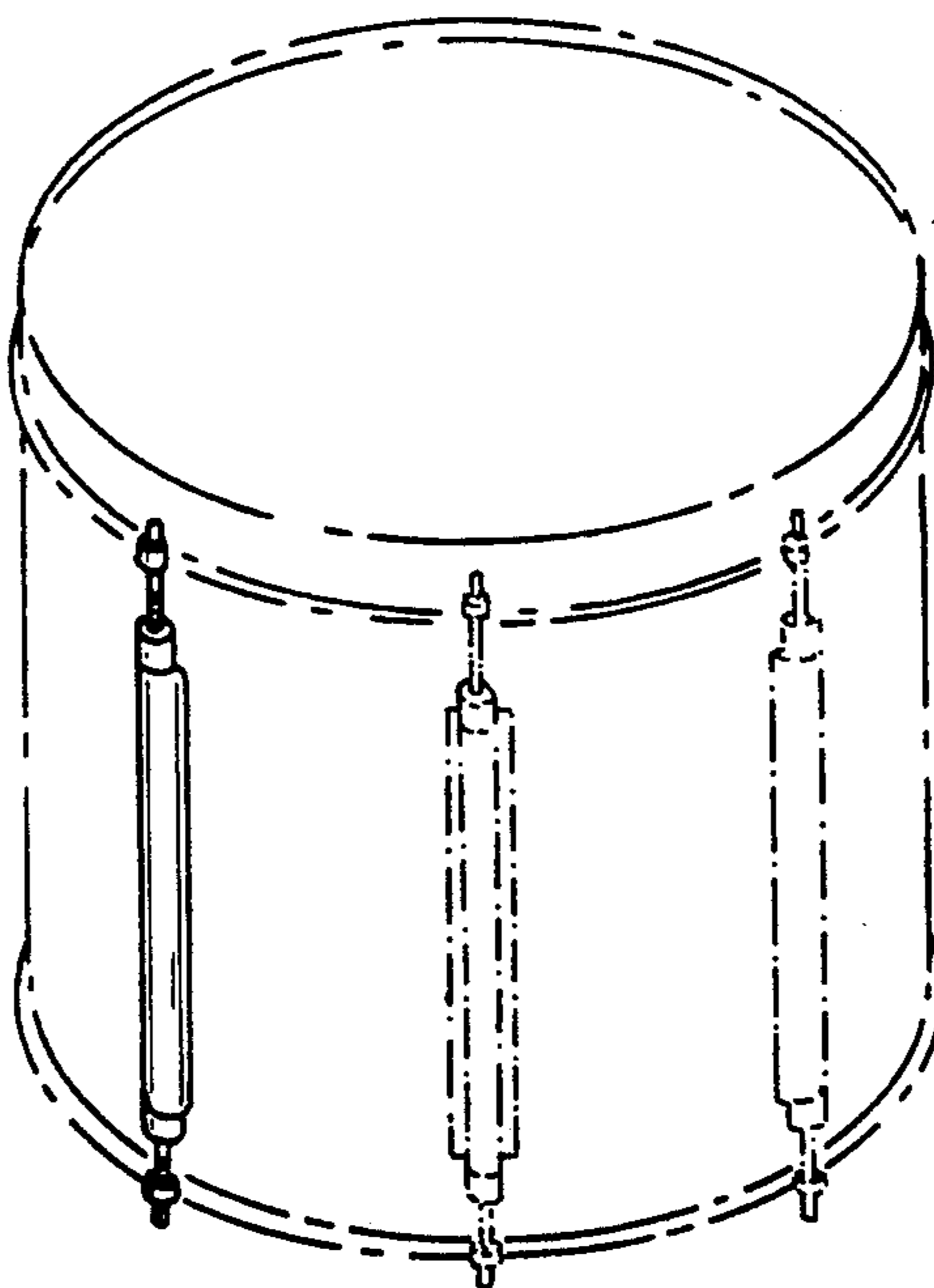


FIG. 1

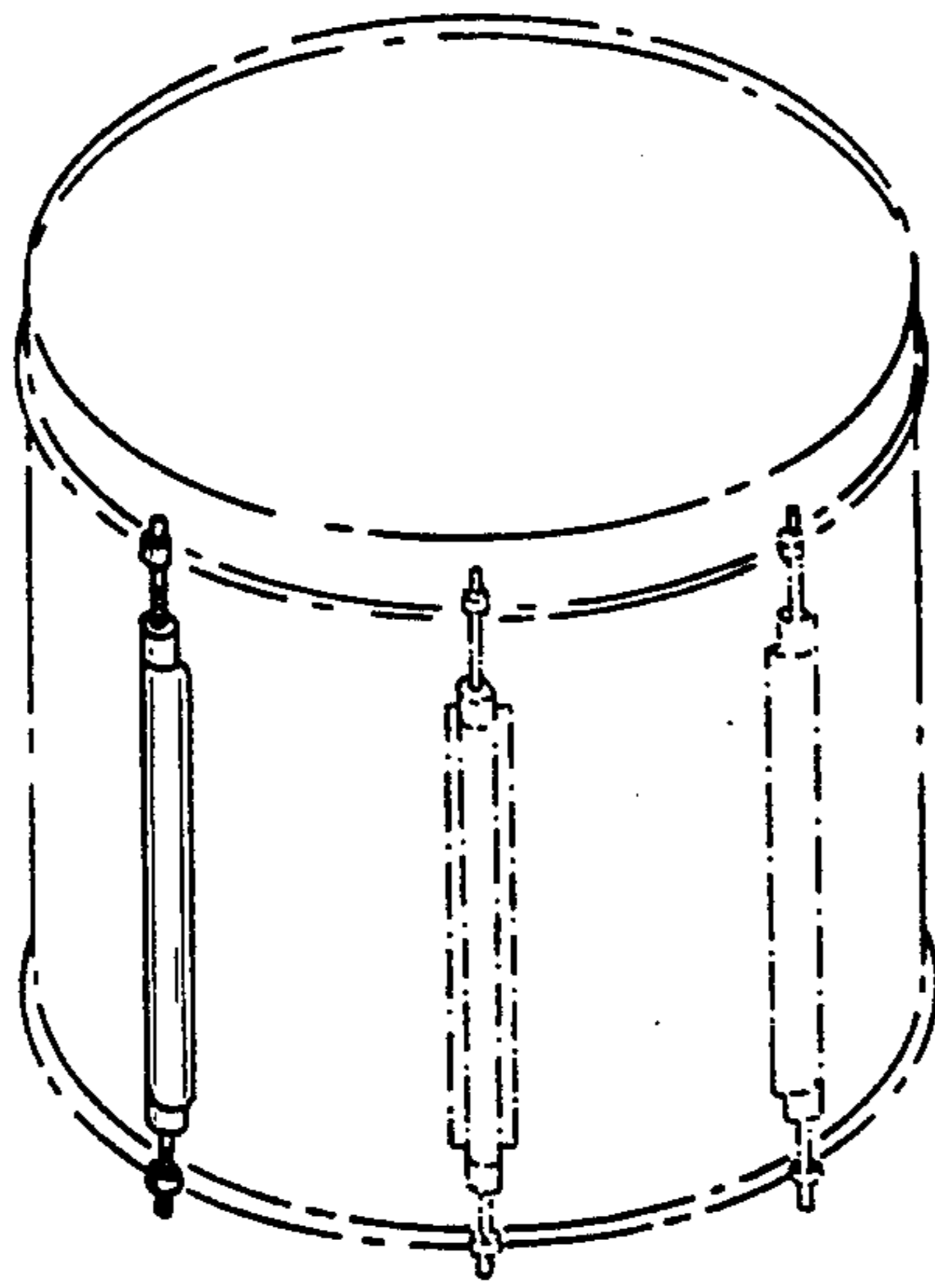


FIG. 2




FIG. 3


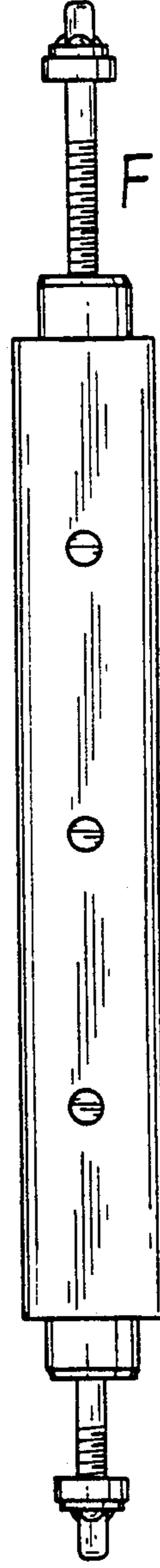


FIG. 4



FIG. 5



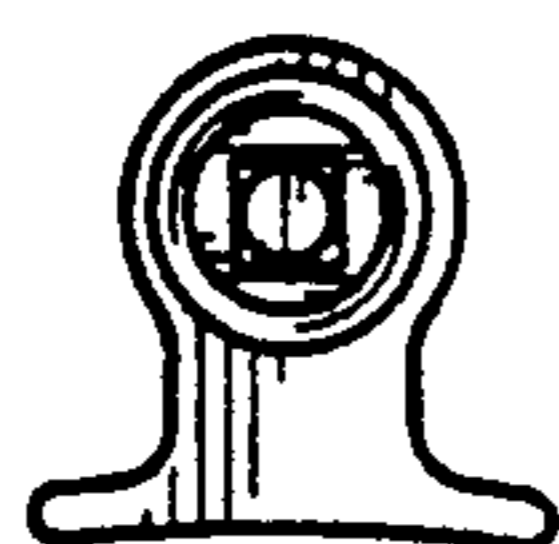


FIG. 6

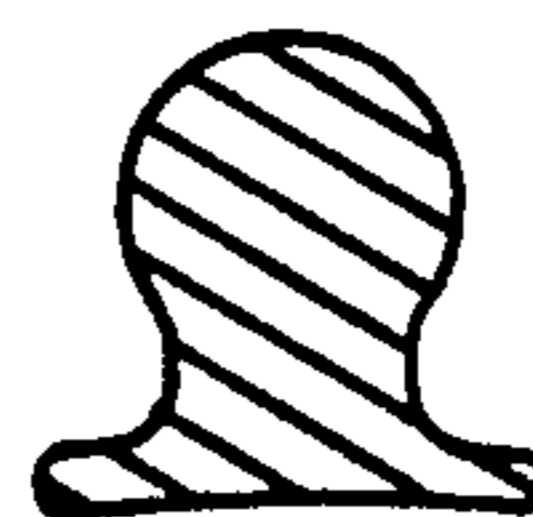


FIG. 7

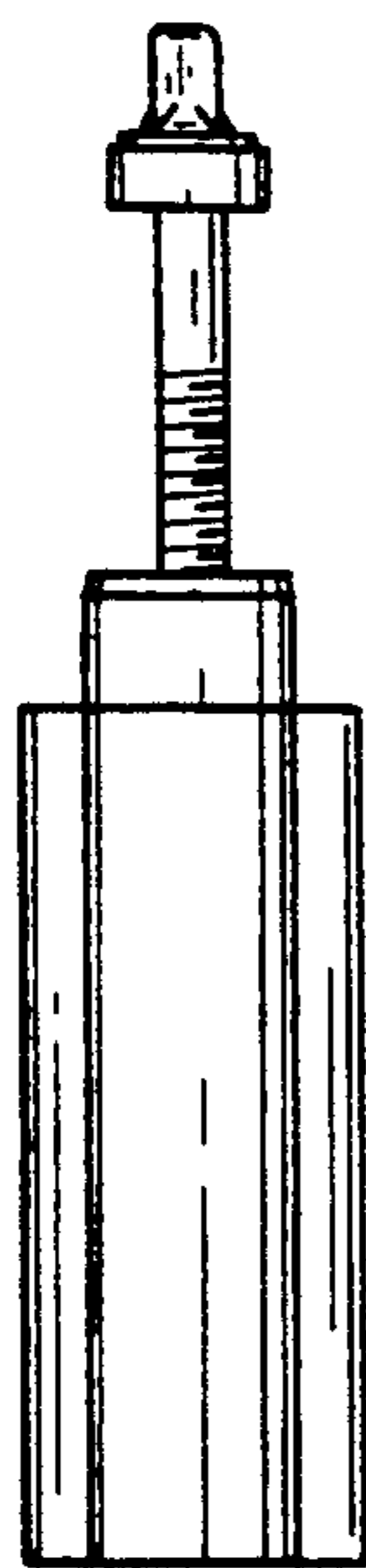


FIG. 8

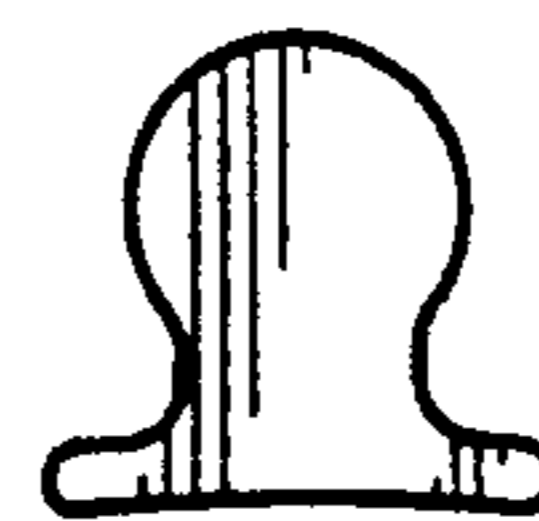


FIG. 9