



US00D339809S

United States Patent [19]

[11] Patent Number: **Des. 339,809**

Ron

[45] Date of Patent: **** Sep. 28, 1993**

[54] **CELLULAR TELEPHONE CRADLE WITH BATTERY ELIMINATOR/CHARGER**

4,850,006	7/1989	Sasaki et al.	379/58
4,903,325	2/1990	Yoshitake et al.	455/89
4,974,250	11/1990	Tomiyori	379/58

[75] Inventor: **Gil Ron, Miami, Fla.**

[73] Assignee: **Advancetec Industries, Inc., Miami, Fla.**

[**] Term: **14 Years**

[21] Appl. No.: **762,842**

[22] Filed: **Sep. 19, 1991**

[52] U.S. Cl. **D14/253; D13/108; D14/240**

[58] Field of Search **D13/103, 106, 107, 108; D14/138, 140, 142, 240, 251-253, 150, 151; 379/58-60, 446, 454, 419, 420, 434, 436, 433, 440**

[56] **References Cited**

U.S. PATENT DOCUMENTS

D. 269,873	7/1983	Nagele et al.	D14/138
D. 285,439	9/1986	Nagele	D14/138
D. 295,739	5/1988	Lanci et al.	D13/103
D. 296,694	7/1988	Watanabe	D14/138
D. 309,307	7/1990	Sigordson	D14/138 X
D. 315,161	3/1991	Watanabe	D14/138 X
D. 329,040	9/1992	Seki et al.	D13/103
D. 332,785	1/1993	Nagele et al.	D14/138
4,709,201	11/1987	Schaefer et al.	320/2
4,829,224	5/1989	Gandelman et al.	320/2

OTHER PUBLICATIONS

Motorola ad., charger cradle at right on pg.

Primary Examiner—Alan P. Douglas

Assistant Examiner—Jeffrey Asch

Attorney, Agent, or Firm—Lowe, Price, LeBlanc & Becker

[57] **CLAIM**

The ornamental design for a cellular telephone cradle with battery eliminator/charger, as shown and described.

DESCRIPTION

FIG. 1 is a perspective view of a cellular telephone cradle with battery eliminator/charger showing my new design;

FIG. 2 is a side view;

FIG. 3 is a front view;

FIG. 4 is a back view;

FIG. 5 is a top view;

FIG. 6 is a bottom view; and,

FIG. 7 is a perspective view of the front, corner, sides, inside bottom and inside back thereof.

The broken line matter shown throughout the views is for illustrative purposes only.

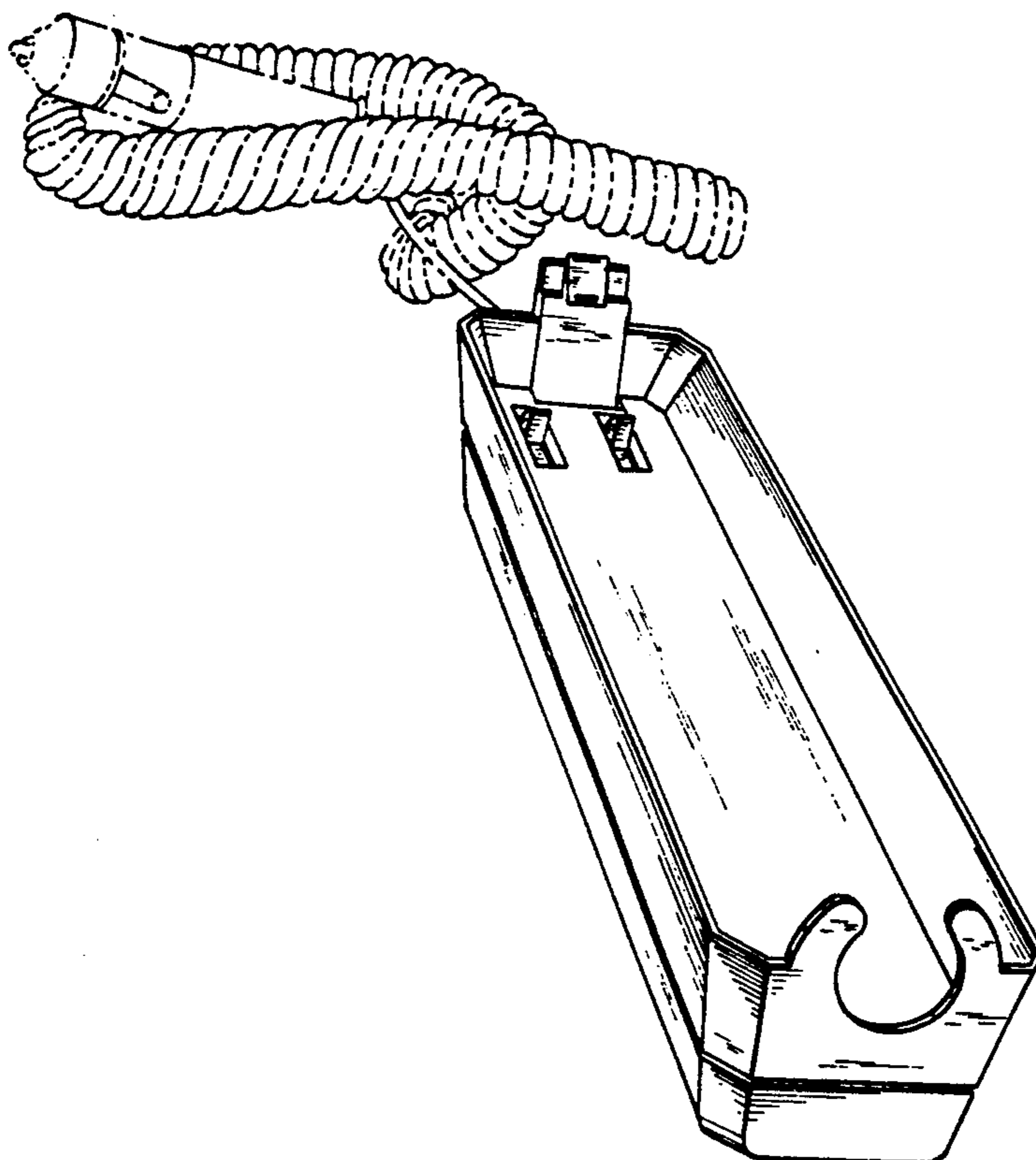


Fig. 1

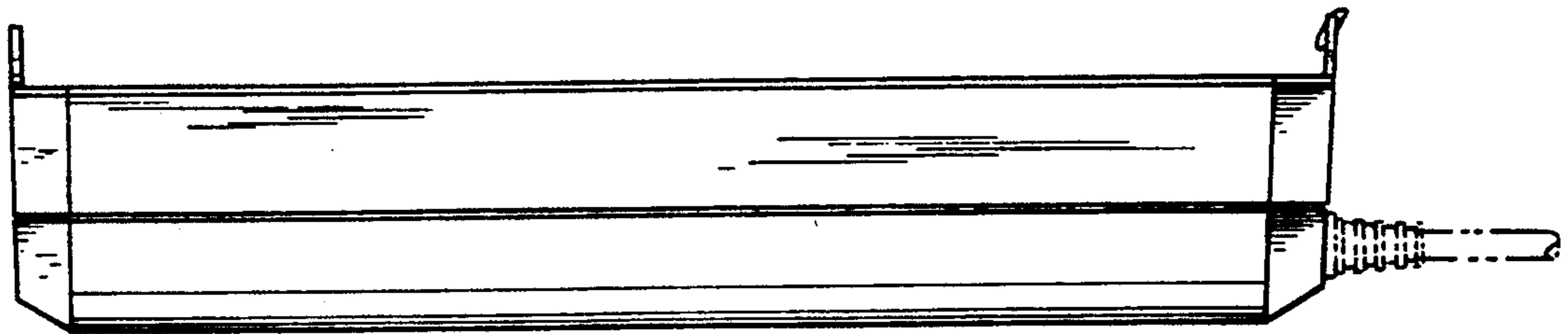
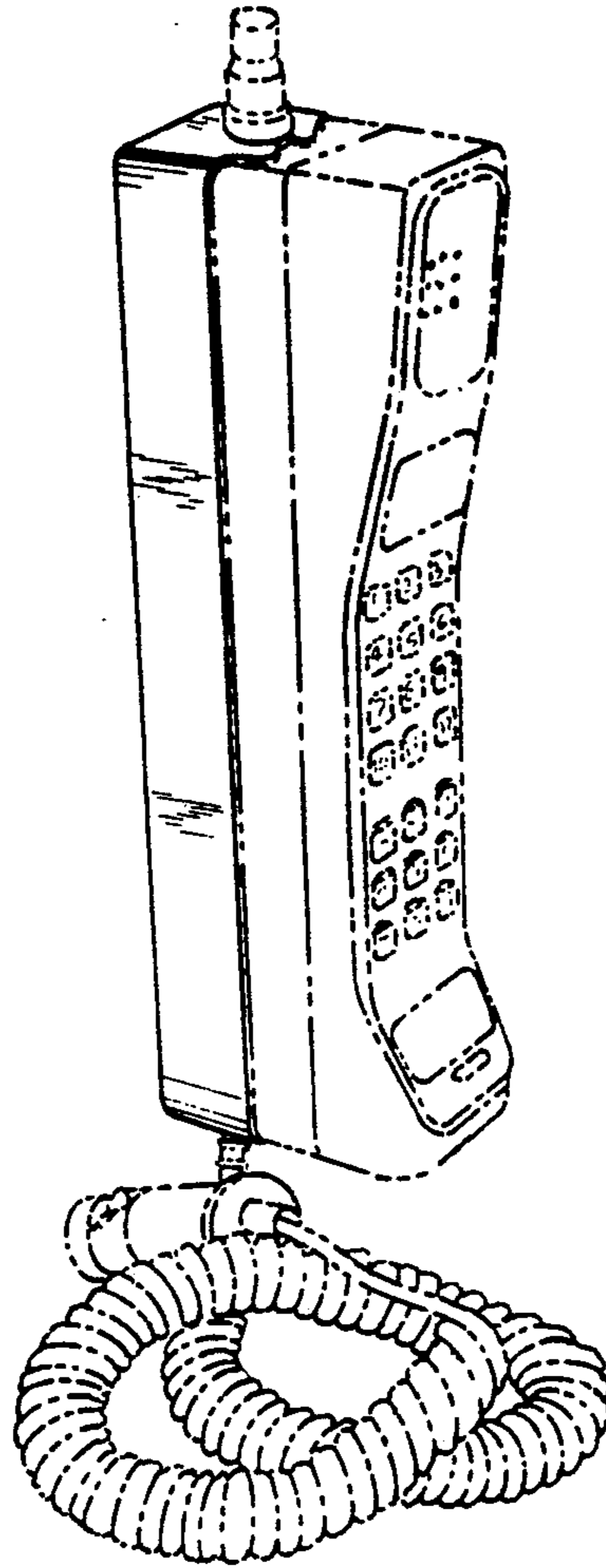


Fig. 2

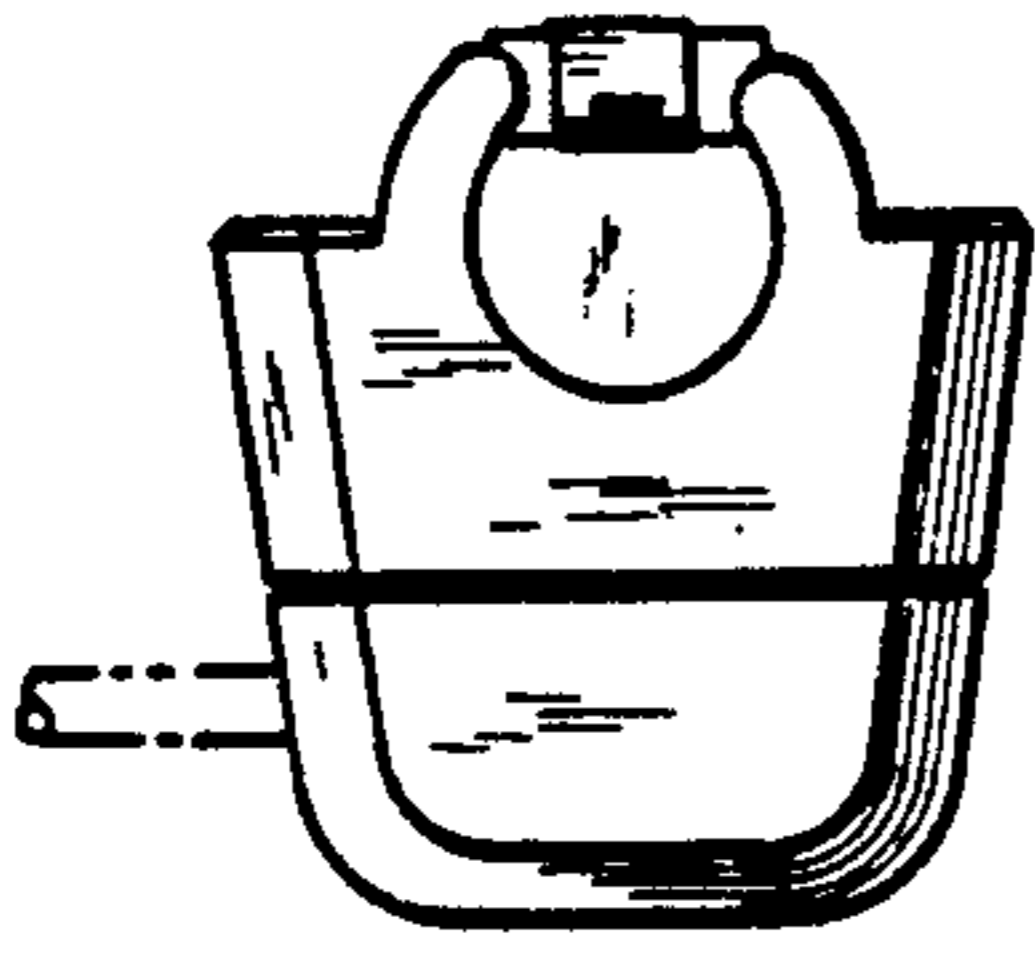


Fig. 3

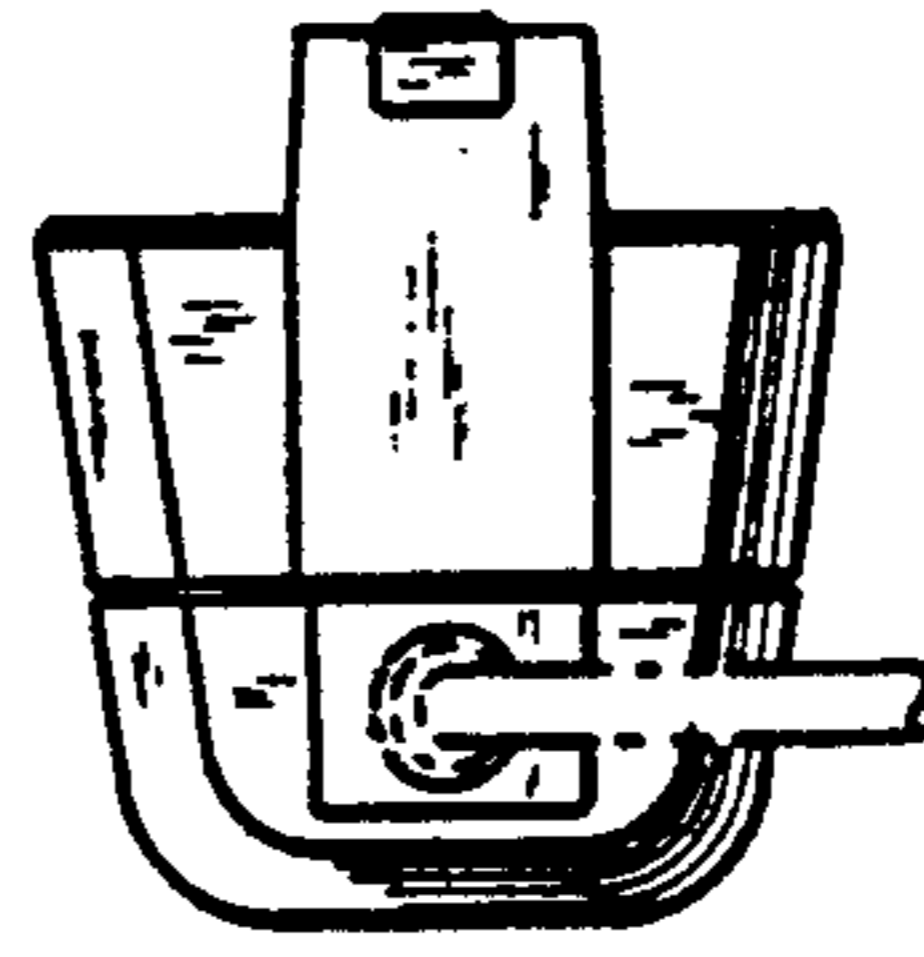


Fig. 4




Fig. 5




Fig. 6

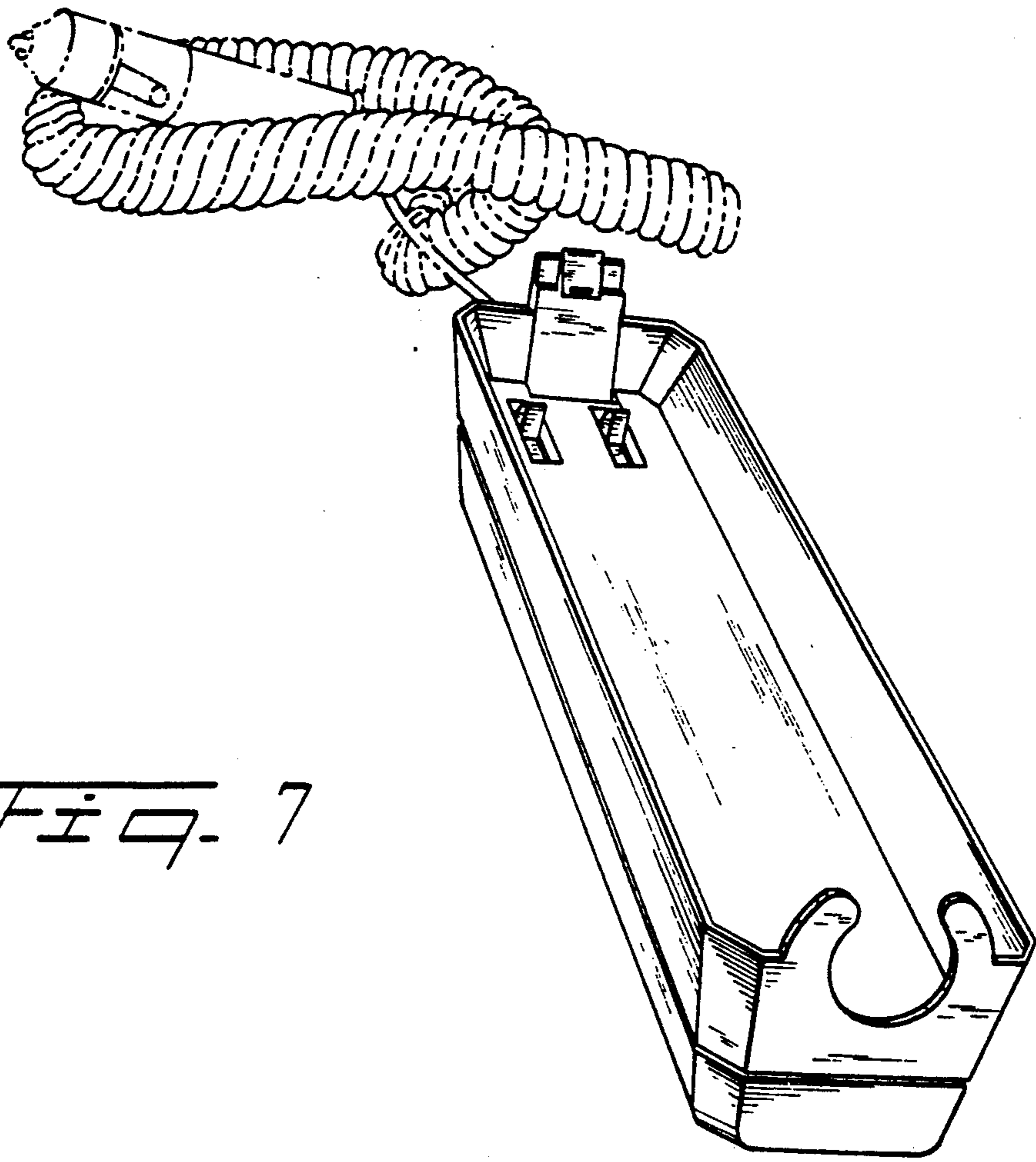


Fig. 7