



US00D339805S

# United States Patent [19]

[11] Patent Number: **Des. 339,805**

Hartman

[45] Date of Patent: **\*\* Sep. 28, 1993**

## [54] VIDEO CASSETTE REWINDER

[76] Inventor: **John R. Hartman**, 14629 Algeciras Dr., La Mirada, Calif. 90638

[\*\*] Term: **14 Years**

[21] Appl. No.: **646,330**

[22] Filed: **Jan. 28, 1991**

[52] U.S. Cl. .... **D14/217; D21/136**

[58] Field of Search ..... **D14/124, 125, 143, 189, D14/217, 239; D12/83; D21/76, 128, 136; 446/470, 471; 242/179, 197, 199-201**

## [56] References Cited

### U.S. PATENT DOCUMENTS

D. 231,523	4/1974	Baker .....	D21/83
D. 254,743	4/1980	Petrisco .....	D21/76
D. 267,489	1/1983	Deharsh et al. ....	D14/143
D. 269,779	7/1983	Bevilacqua, Jr. et al. ....	D14/143
D. 276,358	11/1984	Murakami .....	D21/128
D. 317,309	6/1991	Yeh .....	D14/217
D. 317,609	6/1991	Wei .....	D14/217
4,848,699	7/1989	Jing-Lin .....	242/201

## OTHER PUBLICATIONS

Comb Catalog; May 26, 1987; p. 3; VHS Video Cassette Rewinder, lower right corner.

Popular Photograph; Mar. 1989; p. 52; Auto Winder, middle column top of page.

*Primary Examiner*—Bernard Ansher

*Assistant Examiner*—Mitchell Siegel

*Attorney, Agent, or Firm*—Edgar W. Averill, Jr.

## [57] CLAIM

The ornamental design for a video cassette rewinder, as shown and described.

## DESCRIPTION

FIG. 1 is a perspective view showing the front, left side and top of the video cassette rewinder showing my design;

FIG. 2 is a top plan view thereof;


FIG. 3 is a front view thereof;


FIG. 4 is a left side view thereof;

FIG. 5 is a right side view thereof;

FIG. 6 is a bottom view thereof; and,

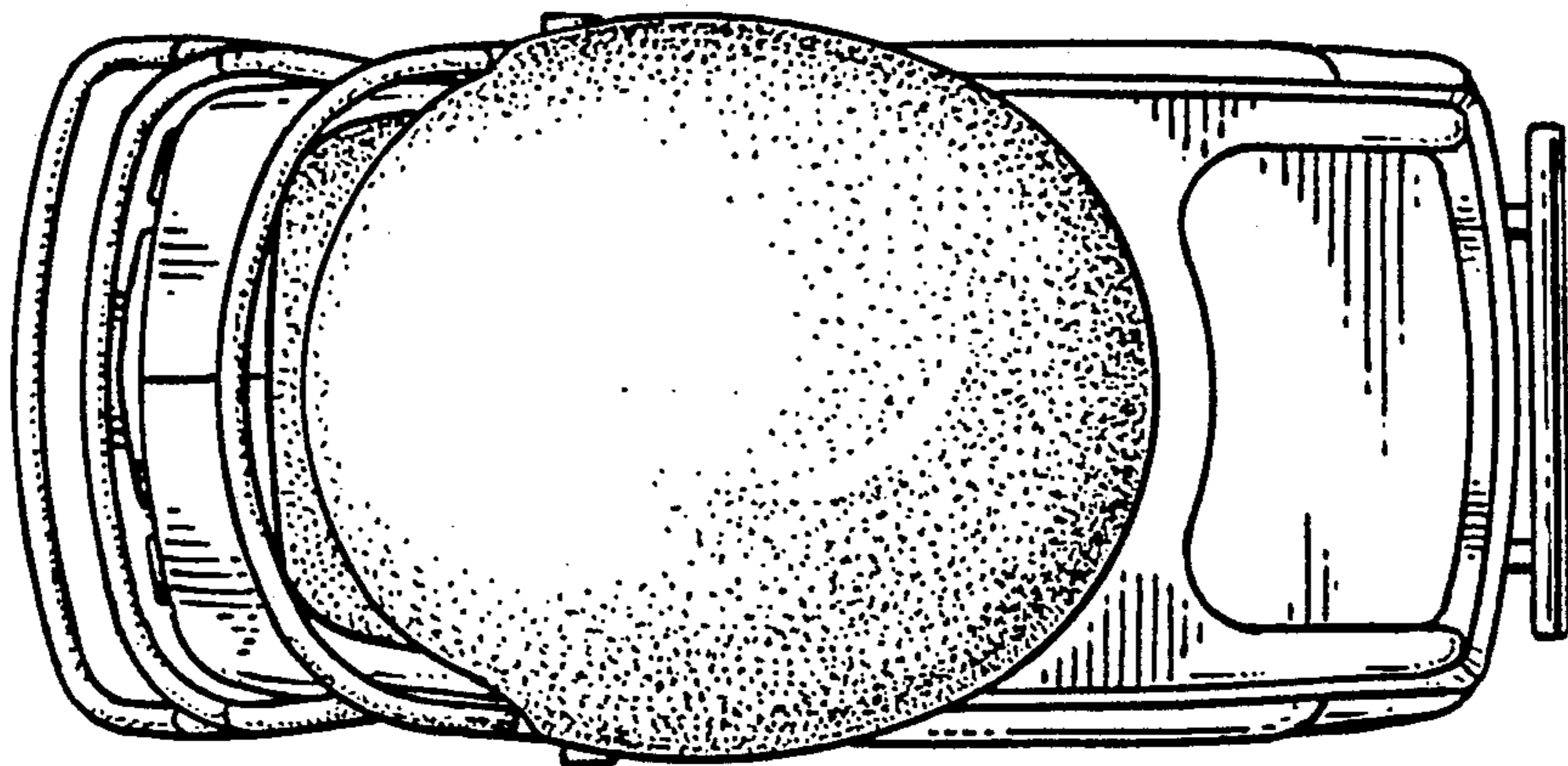
FIG. 7 is a rear view thereof.



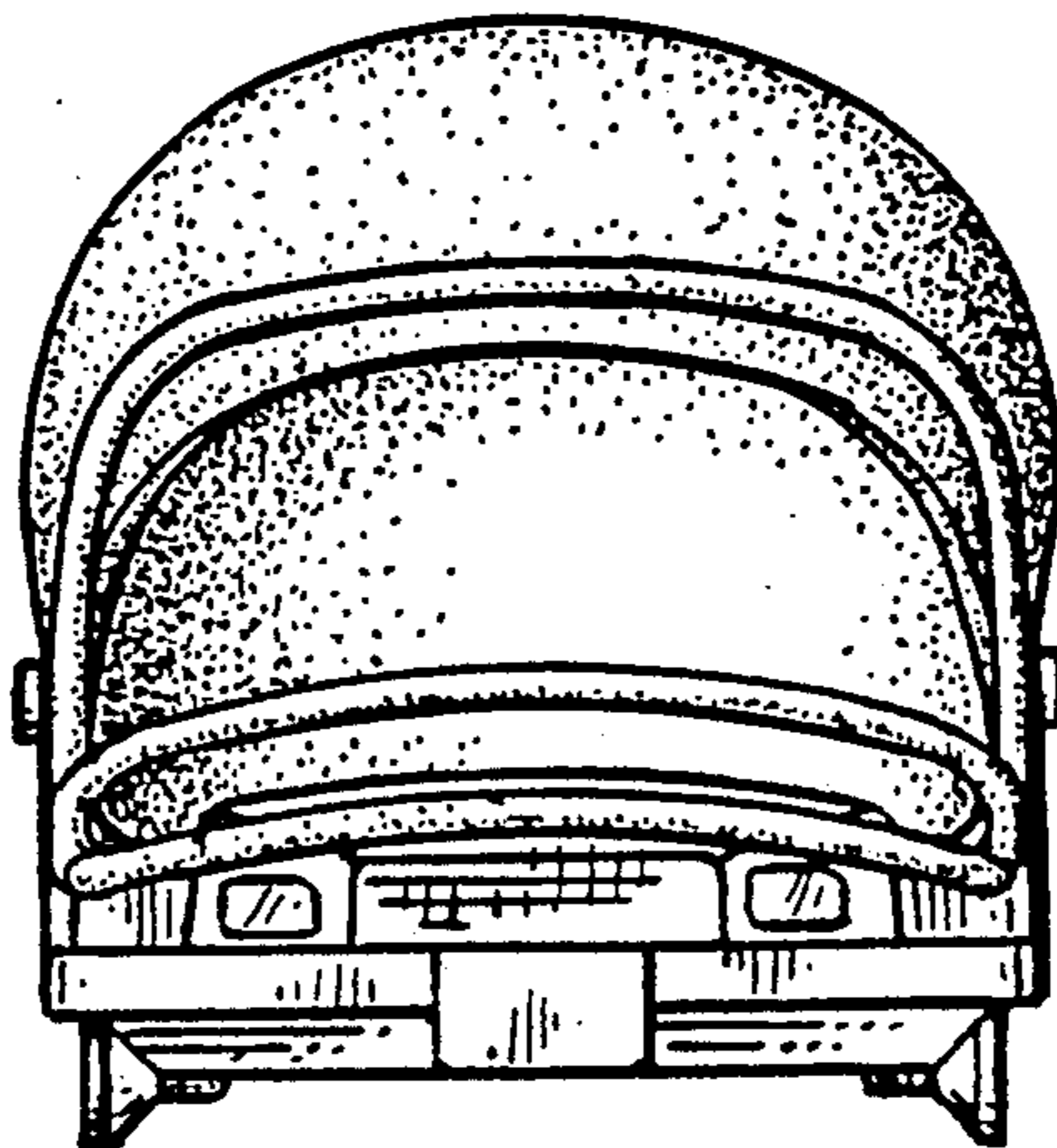


*Fig. 1.*


*Fig. 2.*



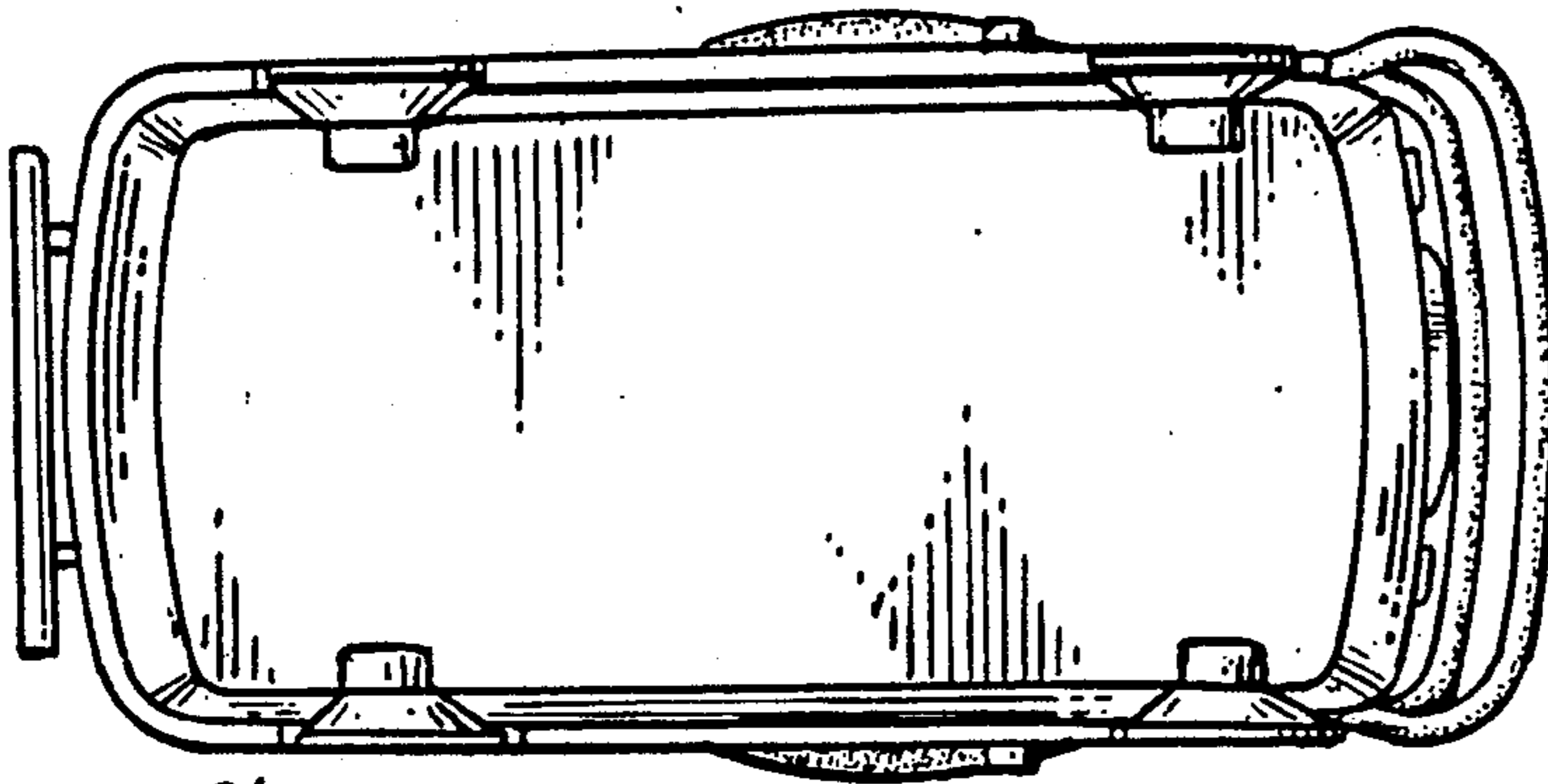

*Fig. 3.*



*FIG. 4.*



*FIG. 5.*



*FIG. 6.*

*FIG. 7.*

