



US00D339768S

United States Patent [19]

[11] Patent Number: **Des. 339,768**

Takemura

[45] Date of Patent: **** Sep. 28, 1993**

[54] **PULL TAB FOR SLIDE FASTENER SLIDERS**

Attorney, Agent, or Firm—Hill, Steadman & Simpson

[75] Inventor: **Chiharu Takemura, Toyama, Japan**

[57] **CLAIM**

[73] Assignee: **Yoshida Kogyo K. K., Tokyo, Japan**

The ornamental design for pull tab for slide fastener sliders, as shown.

[**] Term: **14 Years**

[21] Appl. No.: **829,152**

[22] Filed: **Jan. 31, 1992**

DESCRIPTION

[30] **Foreign Application Priority Data**

Aug. 1, 1991 [JP] Japan 3-23312

[52] U.S. Cl. **D11/221**

[58] Field of Search D11/200, 221; 24/381, 24/385, 415-417, 427-431; 70/456 R; 264/252

FIG. 1 is a front elevational view of a pull tab for slide fastener sliders showing my new design;

FIG. 2 is a rear elevational view;

FIG. 3 is a top plan view;

FIG. 4 is a bottom plan view;

FIG. 5 is a right side elevational view;

FIG. 6 is a sectional view taken along the lines of 6—6 of FIG. 1;

FIG. 7 is a sectional view taken along the lines of 7—7 of FIG. 1;

FIG. 8 is a sectional view taken along the lines of 8—8 of FIG. 1;

FIG. 9 is a sectional view taken along the lines of 9—9 of FIG. 1;

FIG. 10 is a sectional view taken along the lines of 10—10 of FIG. 1;

FIG. 11 is a sectional view taken along the lines of 11—11 of FIG. 1; and,

FIG. 12 is a perspective view.

[56] **References Cited**

U.S. PATENT DOCUMENTS

4,928,363 5/1990 Easton 24/429

4,932,230 6/1990 Ishii et al. 70/456 R

4,985,969 1/1991 Terada et al. 24/429

5,093,966 3/1992 Yuki et al. 24/429

Primary Examiner—A. Hugo Word

Assistant Examiner—R. Seifert

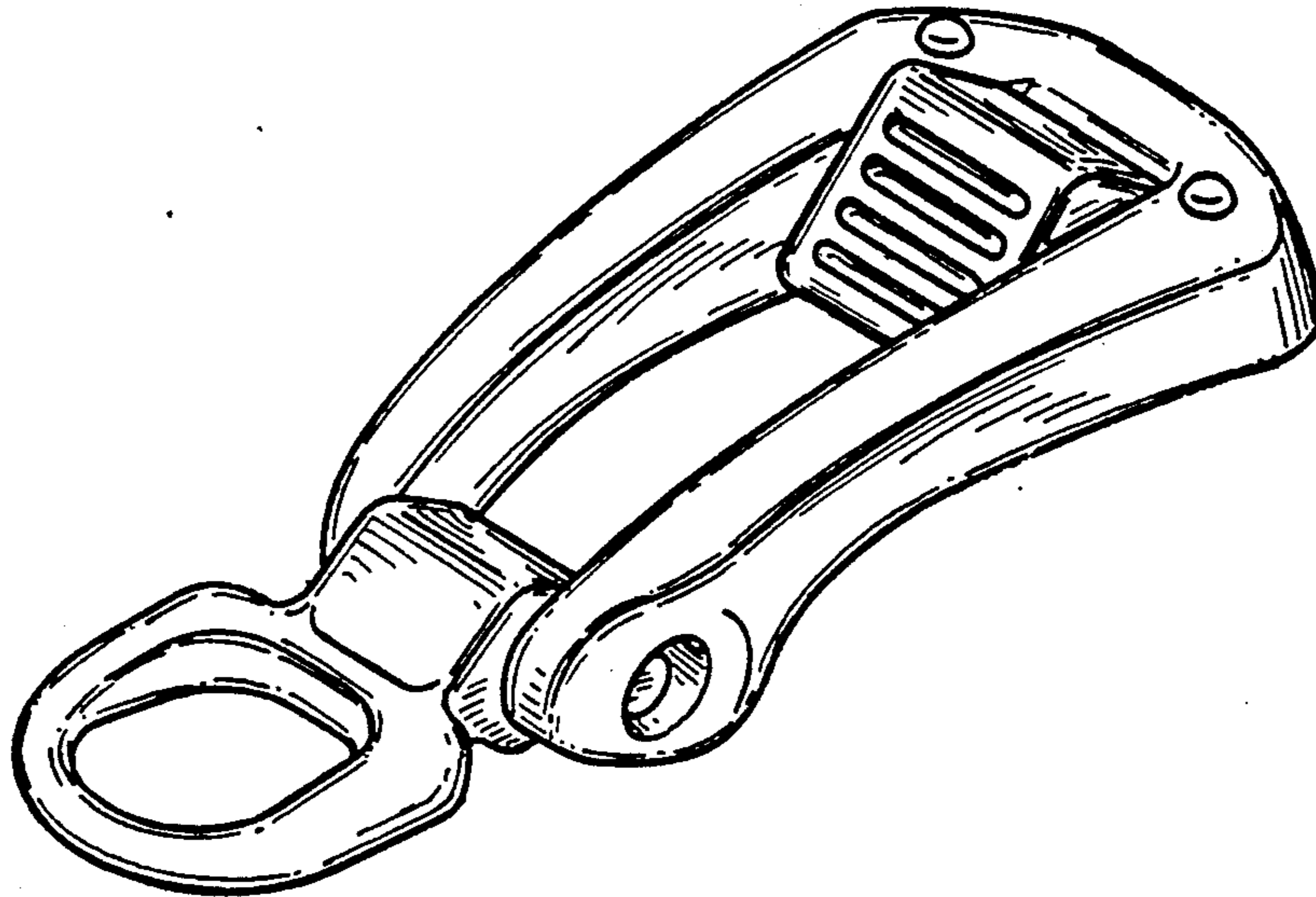


FIG. 1

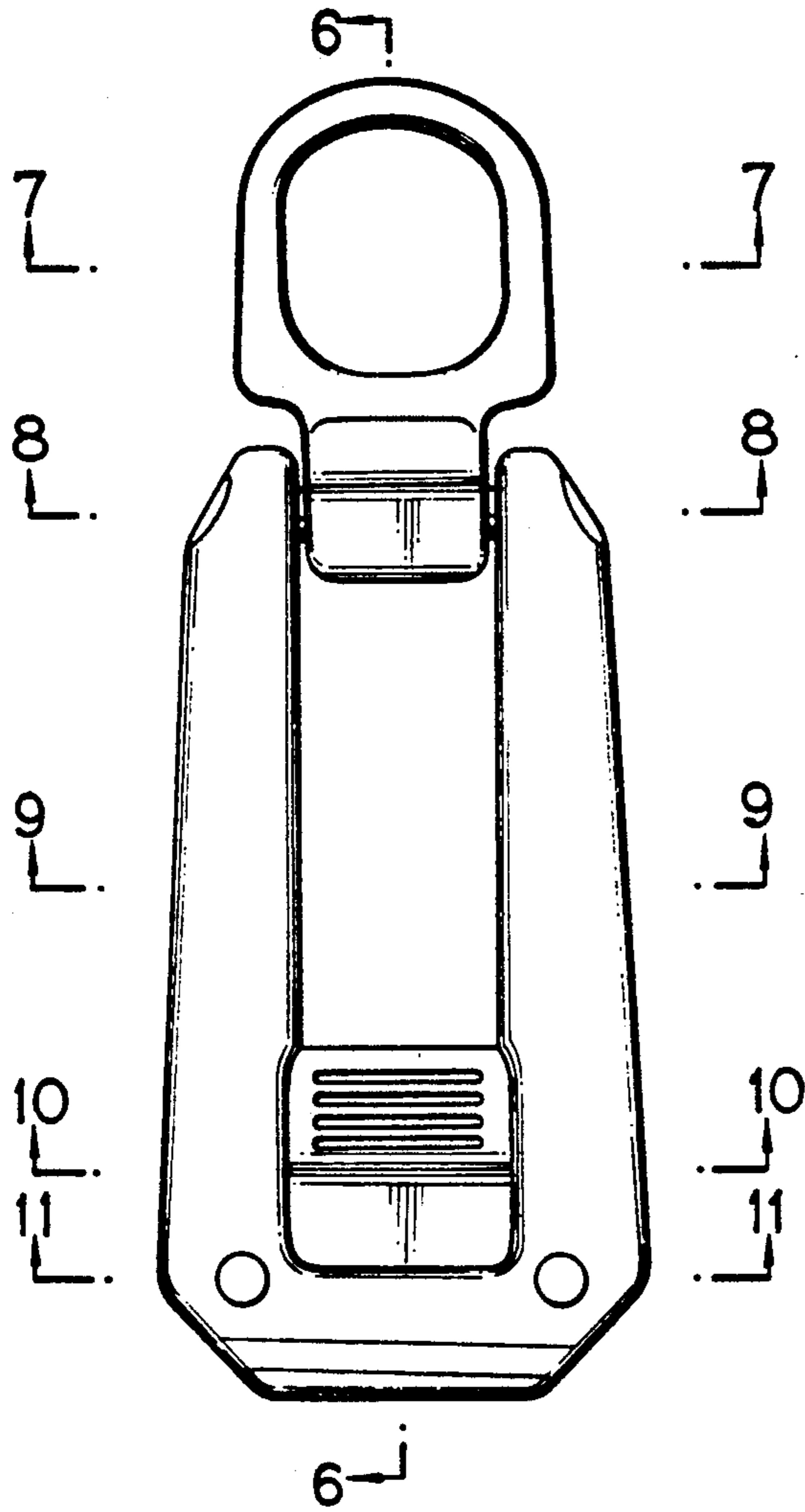


FIG. 2

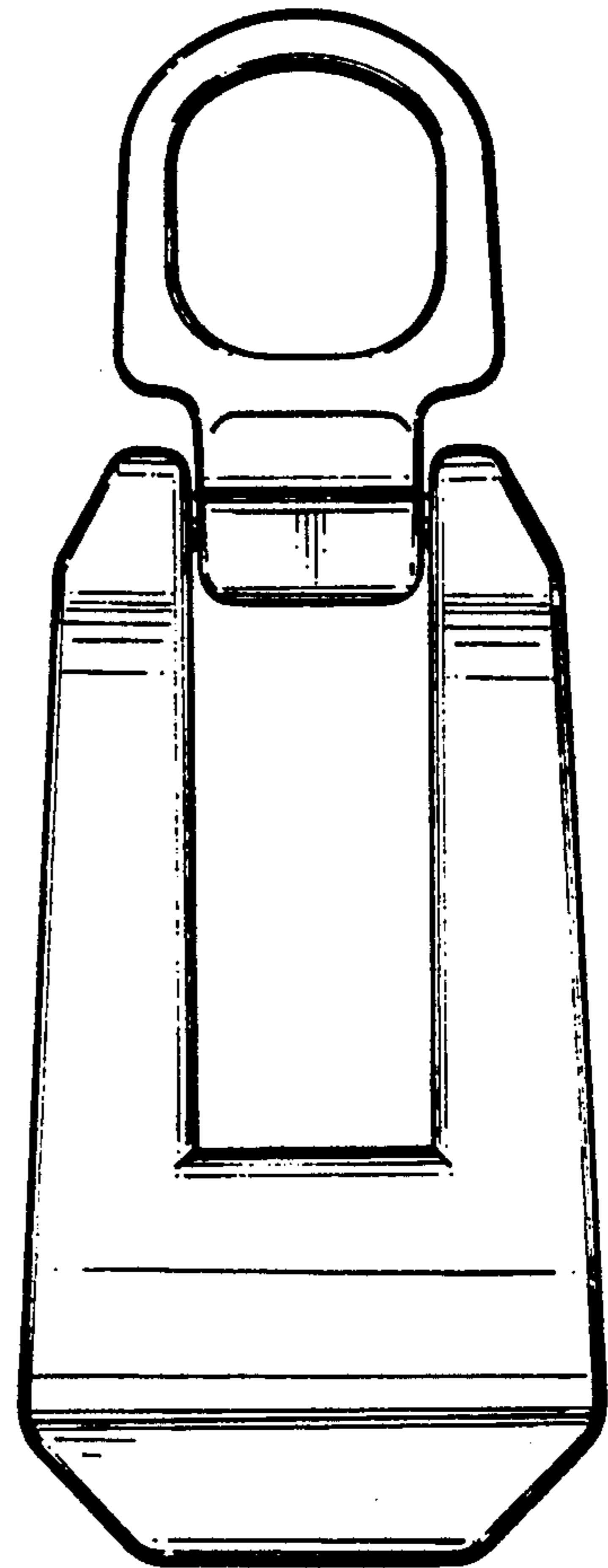


FIG. 3




FIG. 4

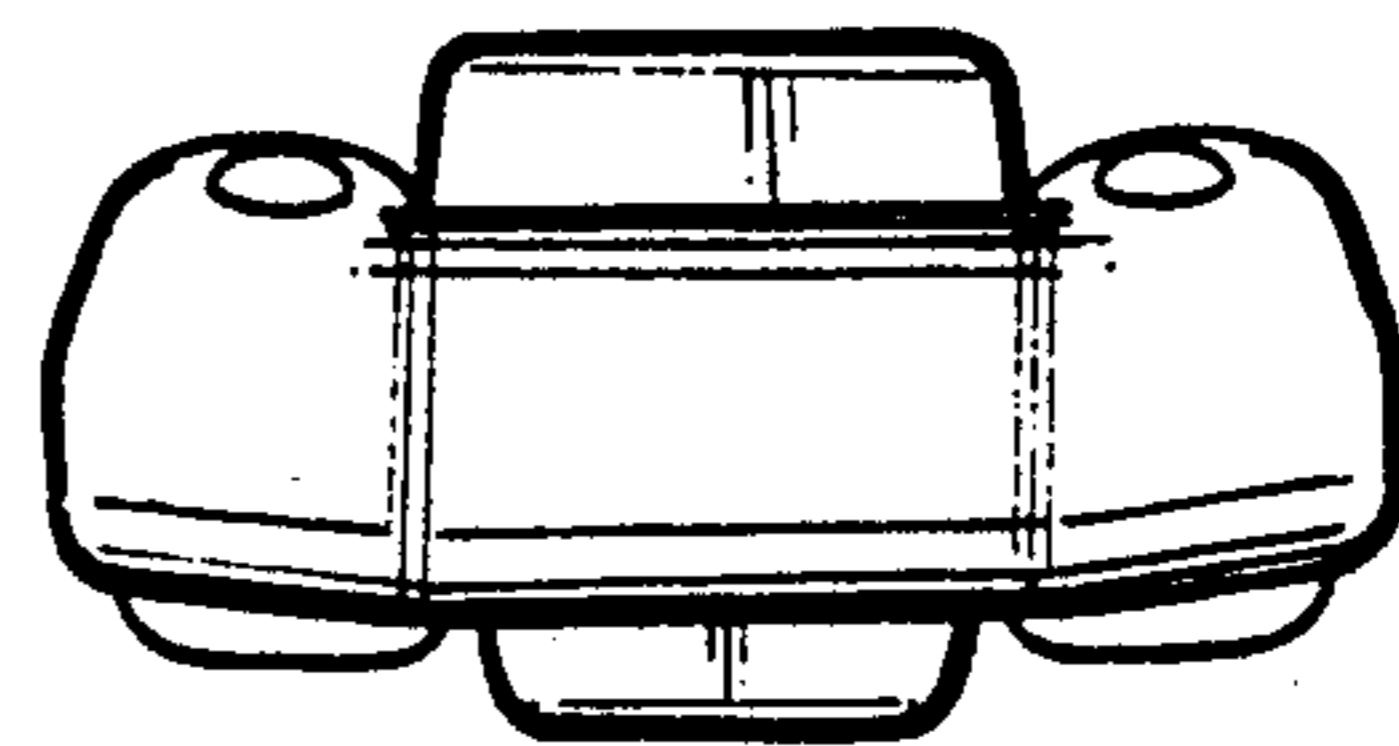


FIG. 5



FIG. 6

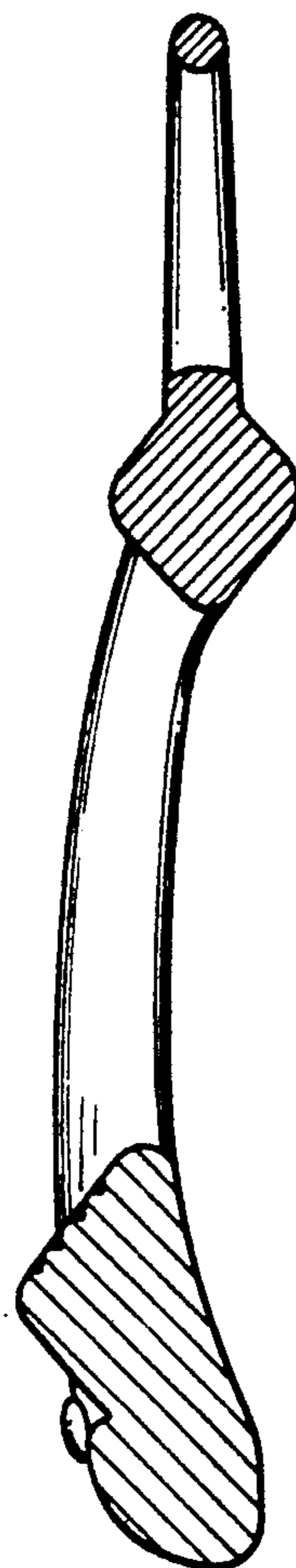


FIG. 7



FIG. 8




FIG. 9

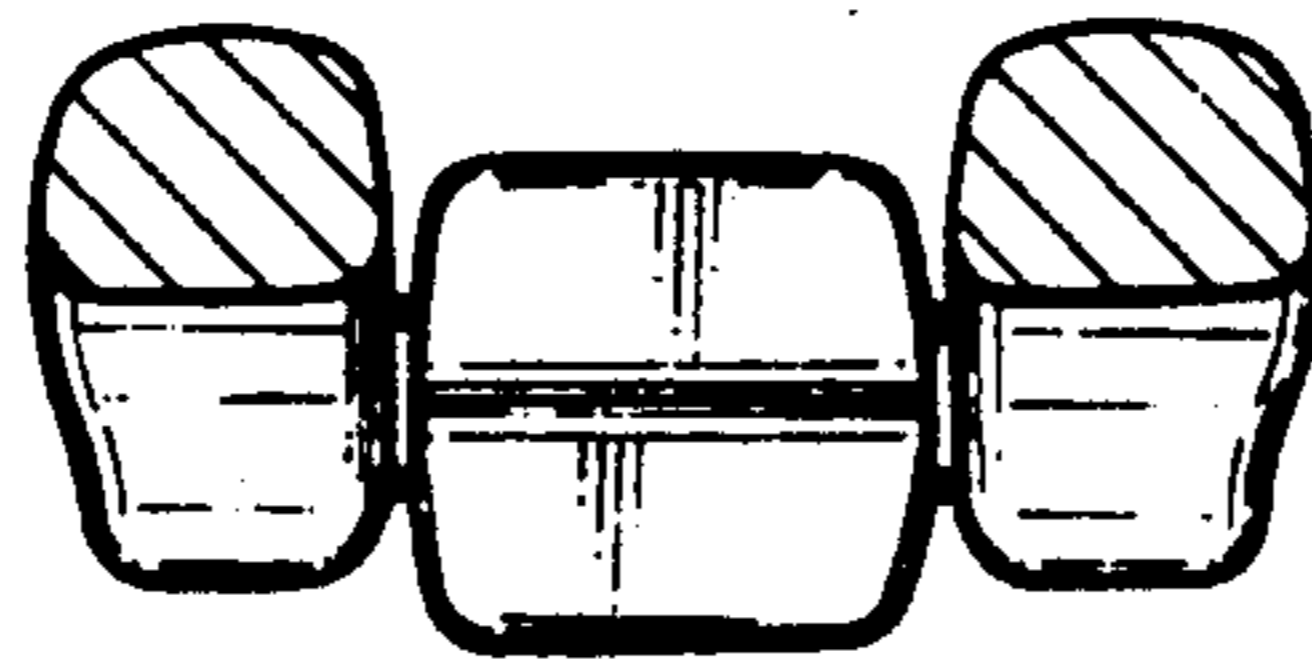


FIG. 10




FIG. 11




FIG. 12

