



US00D339767S

# United States Patent [19]

[11] Patent Number: **Des. 339,767**

Weder

[45] Date of Patent: **\*\* Sep. 28, 1993**

[54] **FLOWER POT COVER**

[75] Inventor: **Donald E. Weder, Highland, Ill.**

[73] Assignee: **Highland Supply Corporation, Highland, Ill.**

[\*\*] Term: **14 Years**

[21] Appl. No.: **906,643**

[22] Filed: **Jun. 30, 1992**

D. 293,305	12/1987	Weder et al.	.....	D11/164
D. 293,308	12/1987	Weder et al.	.....	D11/164
D. 298,017	10/1988	Weder et al.	.....	D11/164
D. 313,376	5/1989	Weder	.....	D11/164
2,355,559	8/1944	Renner	.....	47/72
4,216,620	8/1980	Weder et al.	.....	47/72
4,413,725	11/1983	Bruno et al.	.....	206/423
4,835,834	6/1989	Weder	.....	206/423

*Primary Examiner*—B. J. Bullock  
*Attorney, Agent, or Firm*—Dunlap, Coddling & Lee

### Related U.S. Application Data

[60] Division of Ser. No. 603,825, Oct. 24, 1990, Pat. No. Des. 329,405, which is a division of Ser. No. 357,103, May 25, 1989, Pat. No. Des. 319,991, which is a continuation-in-part of Ser. No. 108,316, Oct. 13, 1987, Pat. No. Des. 316,838, which is a continuation-in-part of Ser. No. 613,053, May 22, 1984, Pat. No. Des. 293,224.

[52] U.S. Cl. .... **D11/164; D11/151**

[58] Field of Search ..... **D11/143, 149, 152, 153, D11/155, 156, 164, 151; 47/66, 72; 206/423; 215/100.5; 229/4.5, 922; 248/27.8; 428/35.1, 542.6**

### [56] References Cited

#### U.S. PATENT DOCUMENTS

D. 292,183	10/1987	Weder et al.	.....	D11/164
D. 292,188	10/1987	Weder et al.	.....	D11/164
D. 293,304	12/1987	Weder et al.	.....	D11/164

### [57] CLAIM

The ornamental design for a flower pot cover, as shown and described.

### DESCRIPTION

FIG. 1 is a perspective view of a flower pot cover showing my new design;

FIG. 2 is a top plan view thereof;


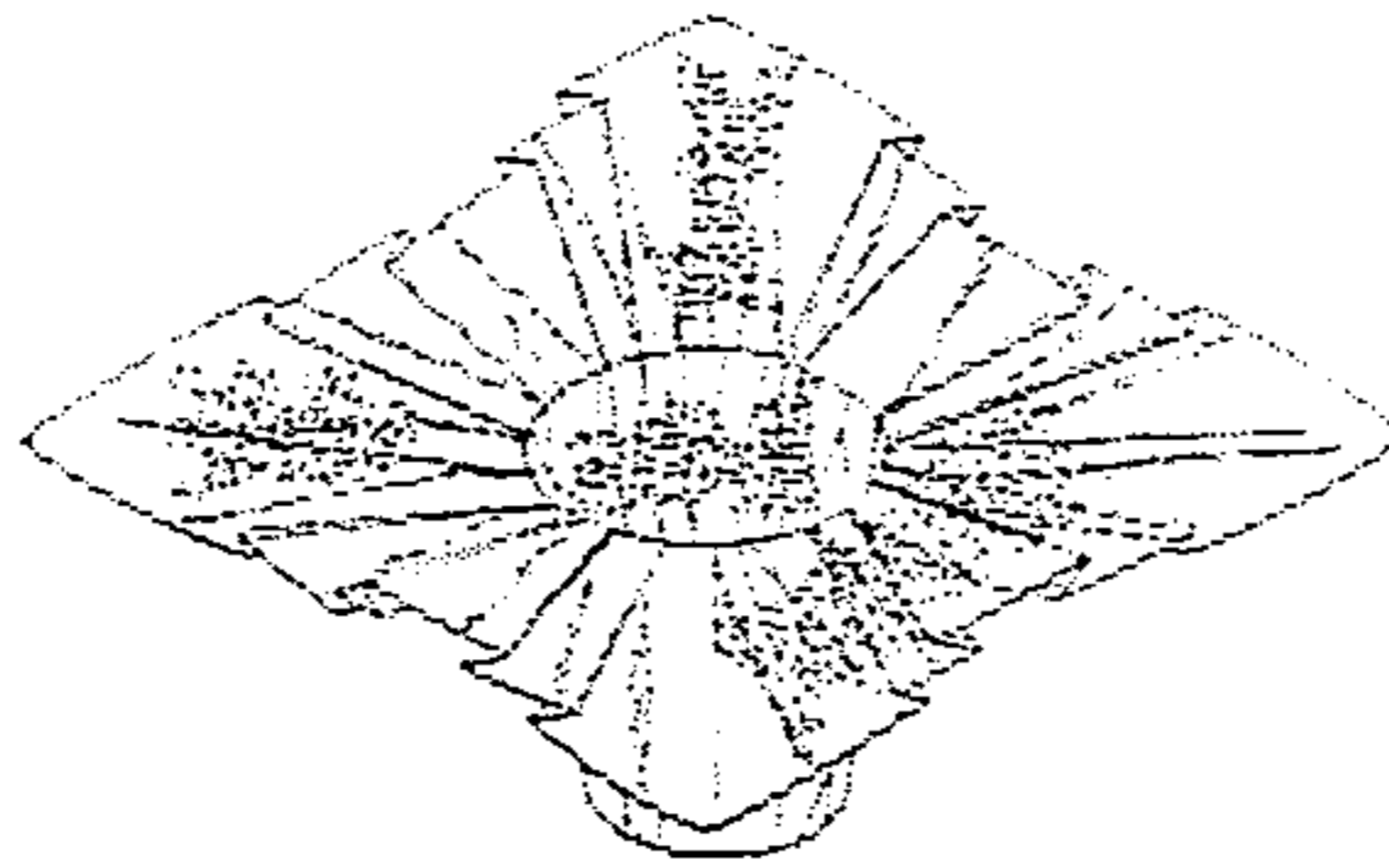
FIG. 3 is a bottom plan view thereof;

FIG. 4 is a side elevational view thereof, all sides being identical; and,

FIG. 5 is an enlarged plan view of the embossed pattern shown in FIG. 4.

The embossed pattern fragmentarily shown in FIGS. 1-4 is understood to repeat uniformly across the circumscribed surfaces and represents the embossed pattern shown in FIG. 5.

The flower pot cover shown in FIGS. 1-4 has no substantial thickness.



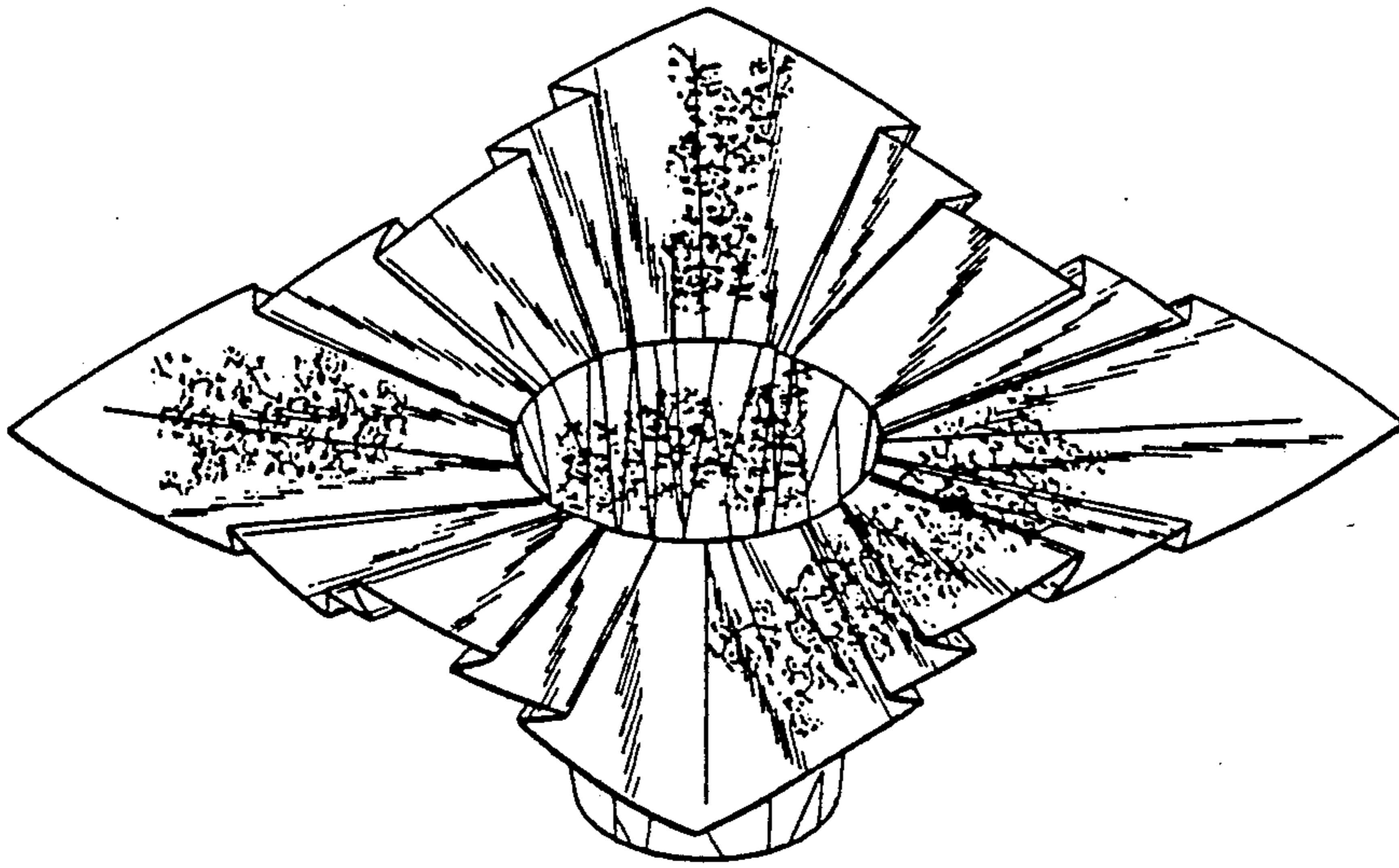


FIG. 1

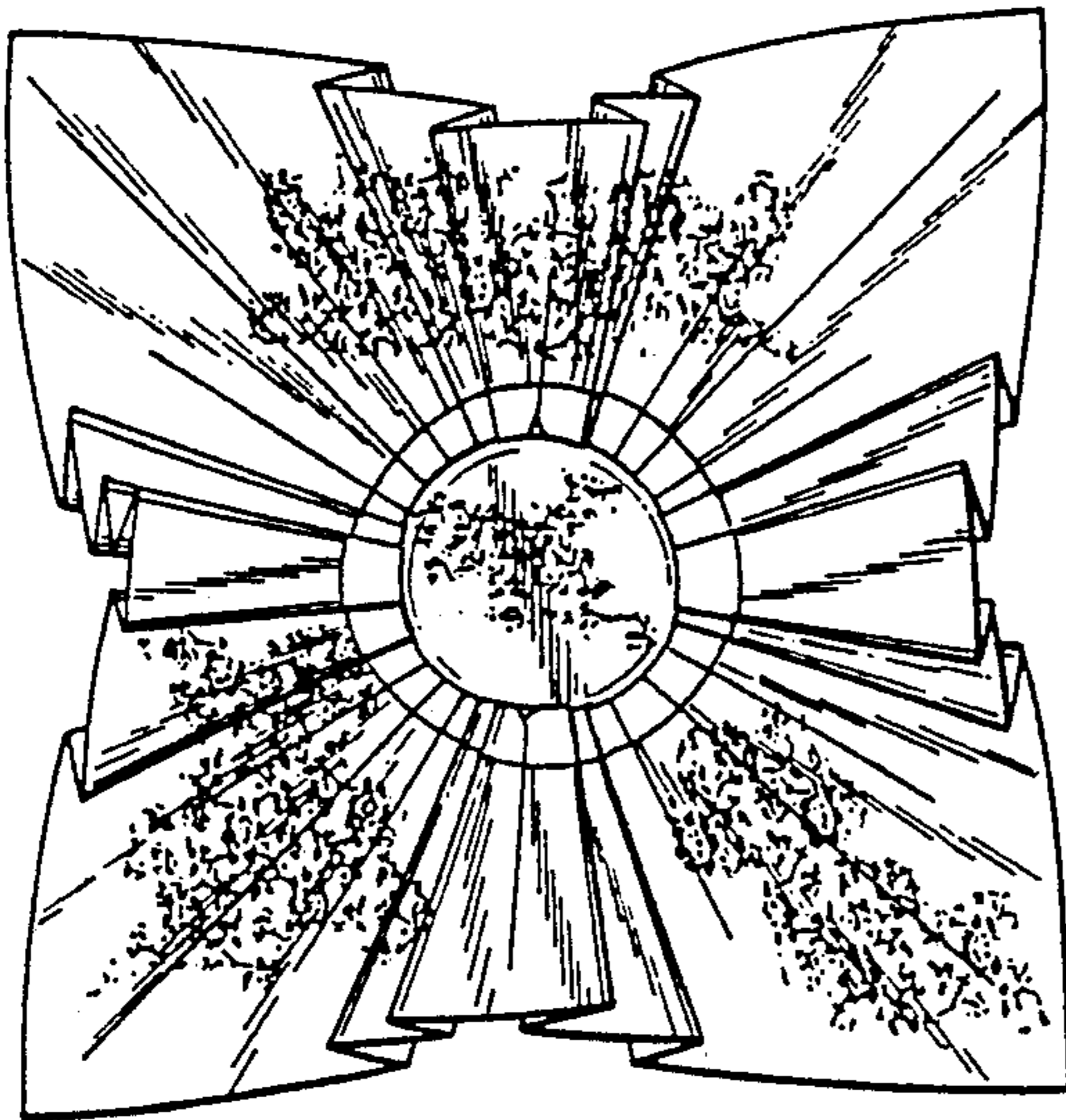


FIG. 2

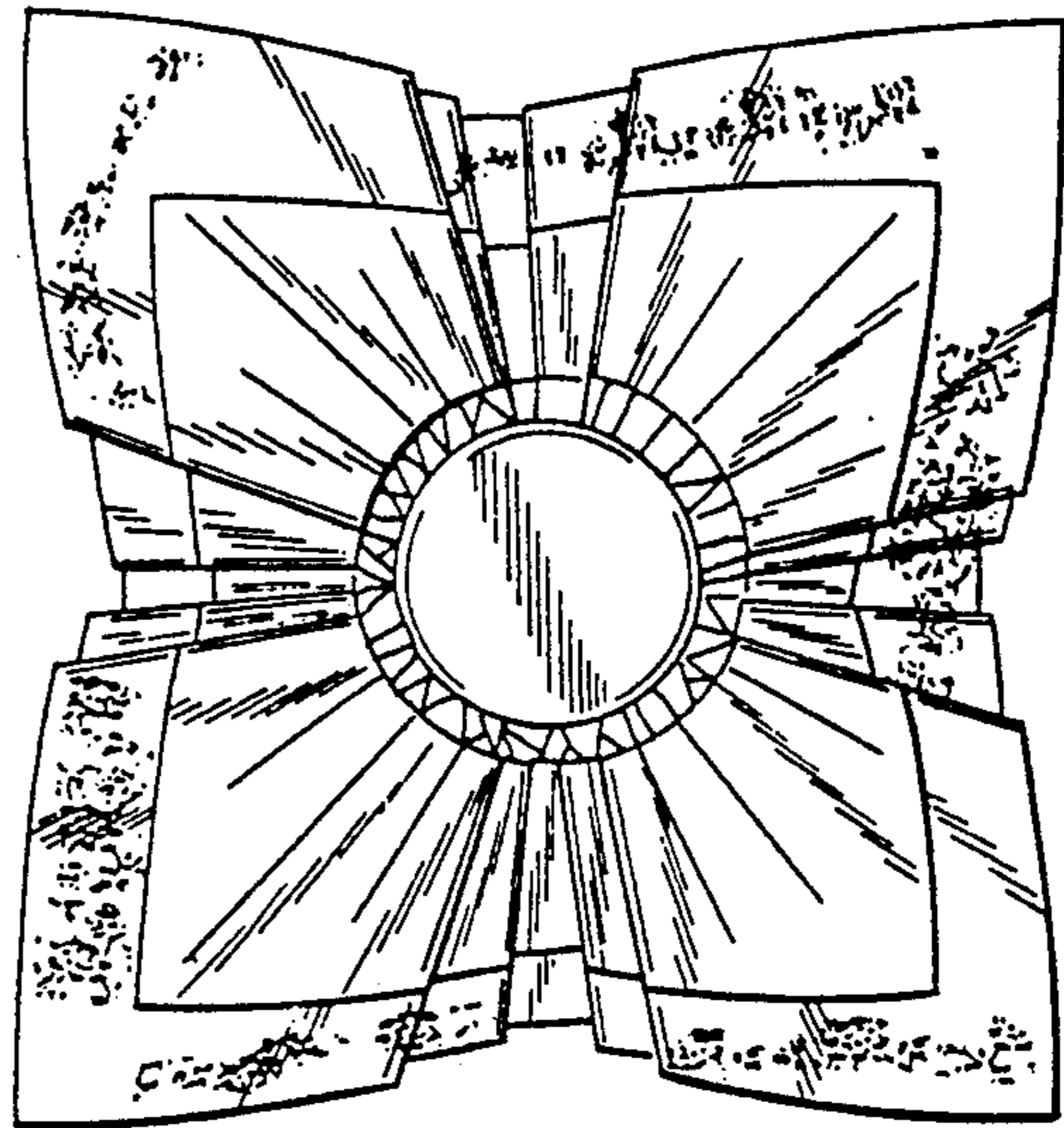


FIG. 3

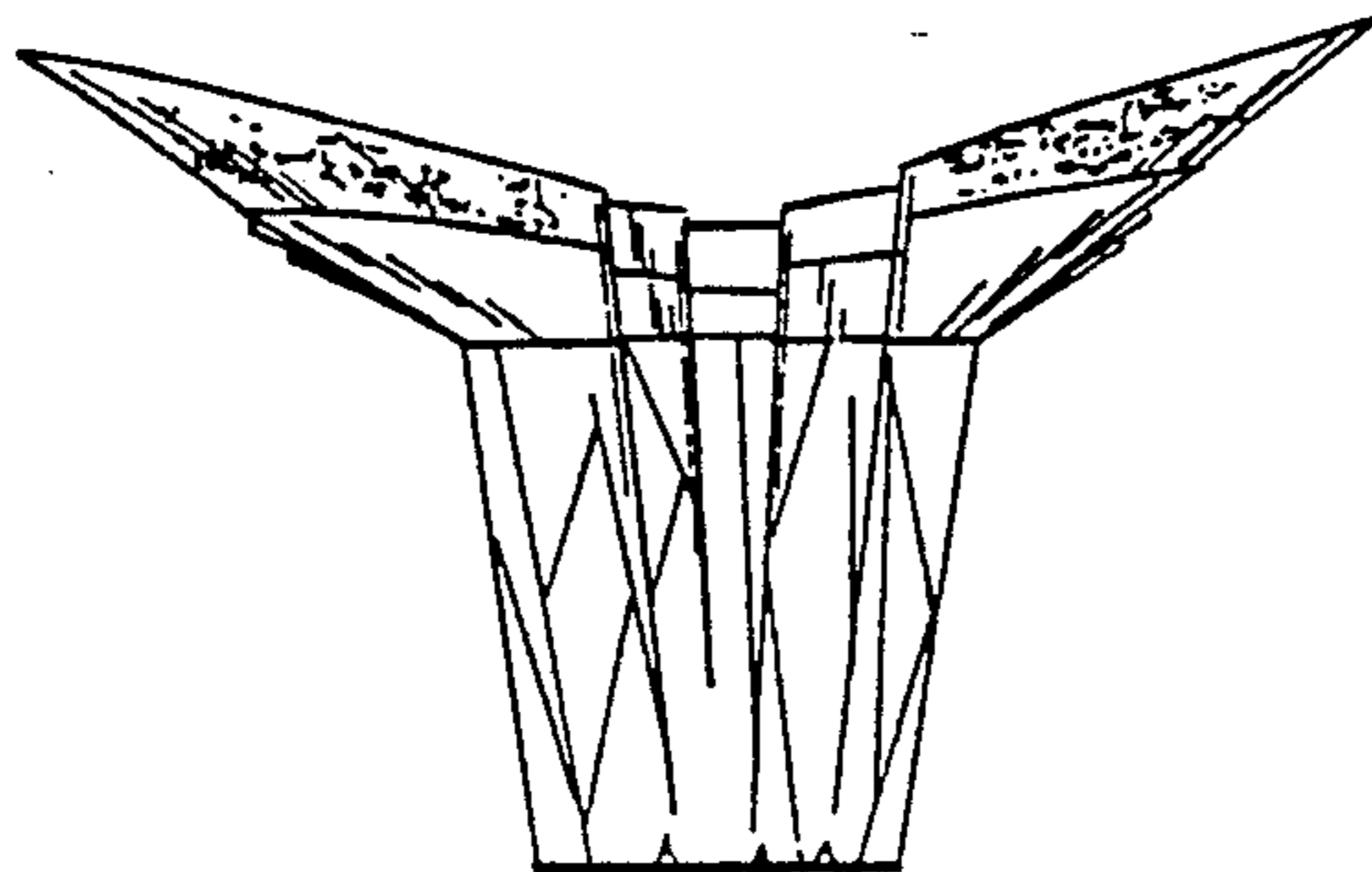


FIG. 4

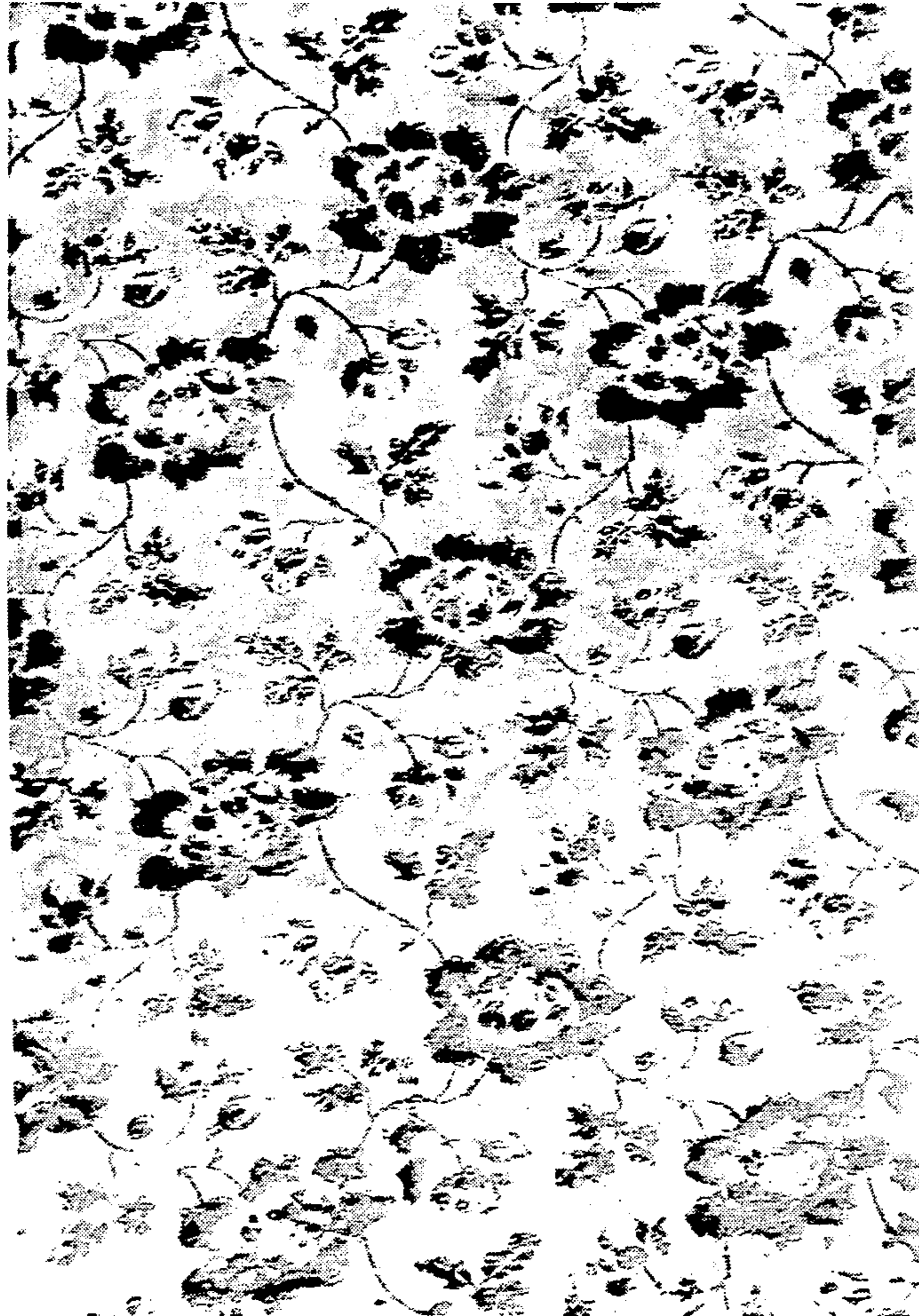


FIG. 5