



US00D339752S

United States Patent [19]

[11] Patent Number: **Des. 339,752**

Frappe

[45] Date of Patent: **** Sep. 28, 1993**

[54] **WRIST WATCH**

D. 250,751 1/1979 Perrin D10/39

[75] Inventor: **Dominique Frappe, Croissy sur-Seine, France**

OTHER PUBLICATIONS

Swiss Watch and Jewelry Journal, Jun. 1979, see p. 545, jeweled watch center page.

[73] Assignee: **Vacheron Constantin, Paris, France**

Jeweler's Circular-Keystone Aug. 1977, see p. 103 jeweled-faced watch upper left.

[**] Term: **14 Years**

Primary Examiner—Nelson C. Holtje

[21] Appl. No.: **775,364**

Assistant Examiner—Martha Thompson

[22] Filed: **Oct. 15, 1991**

Attorney, Agent, or Firm—Jacobson, Price, Holman & Stern

[30] **Foreign Application Priority Data**

Apr. 12, 1991 [WO] World Int. Prop. O. DM/019374

[52] U.S. Cl. **D10/39; D10/125; D10/128**

[58] Field of Search **D10/1-39, D10/122-126, 128, 129; 368/276-278, 280-282, 285, 318, 322, 323; D11/1-7, 15-18**

[57] **CLAIM**

The ornamental design for a wrist watch, as shown and described.


[56] **References Cited**

U.S. PATENT DOCUMENTS

- D. 66,960 3/1925 Strasser D10/38
- D. 73,959 11/1927 Becker D10/38 X
- D. 150,048 6/1948 Arpels D10/32
- D. 150,628 8/1948 Goodkind D10/30 X
- D. 156,744 1/1950 Kent D10/32
- D. 250,693 1/1979 Perrin D10/39
- D. 250,695 1/1979 Perrin D10/39

DESCRIPTION

FIG. 1 is a front elevational view of a wrist watch showing my new design;
 FIG. 2 is a right side elevational view;
 FIG. 3 is a rear elevational view;
 FIG. 4 is a left side elevational view;
 FIG. 5 is a bottom plan view; and,
 FIG. 6 is a top plan view thereof.
 The fragmentary watchband portions depicted by means of broken lines in FIG. 1 have been shown for environmental purposes only and form no part of the claimed design.



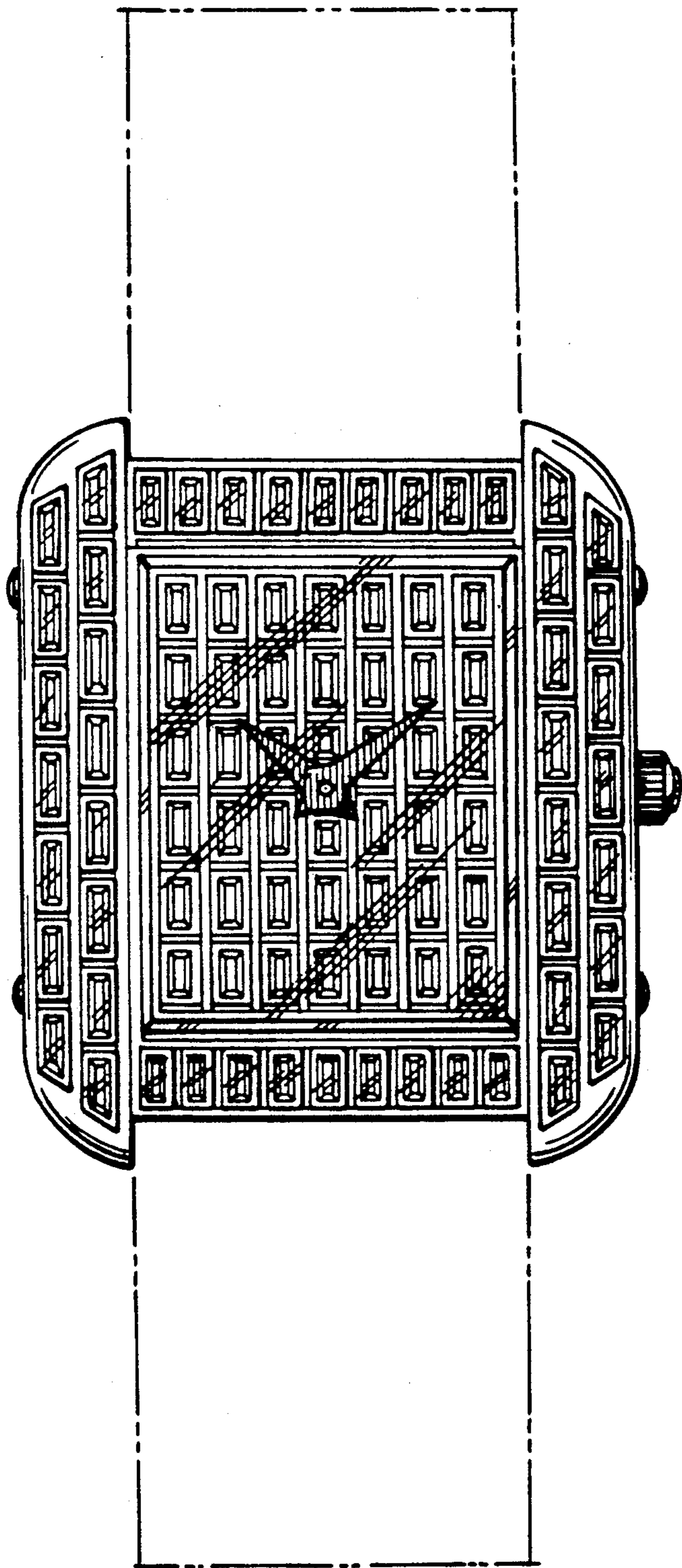


FIG. 1




FIG. 2

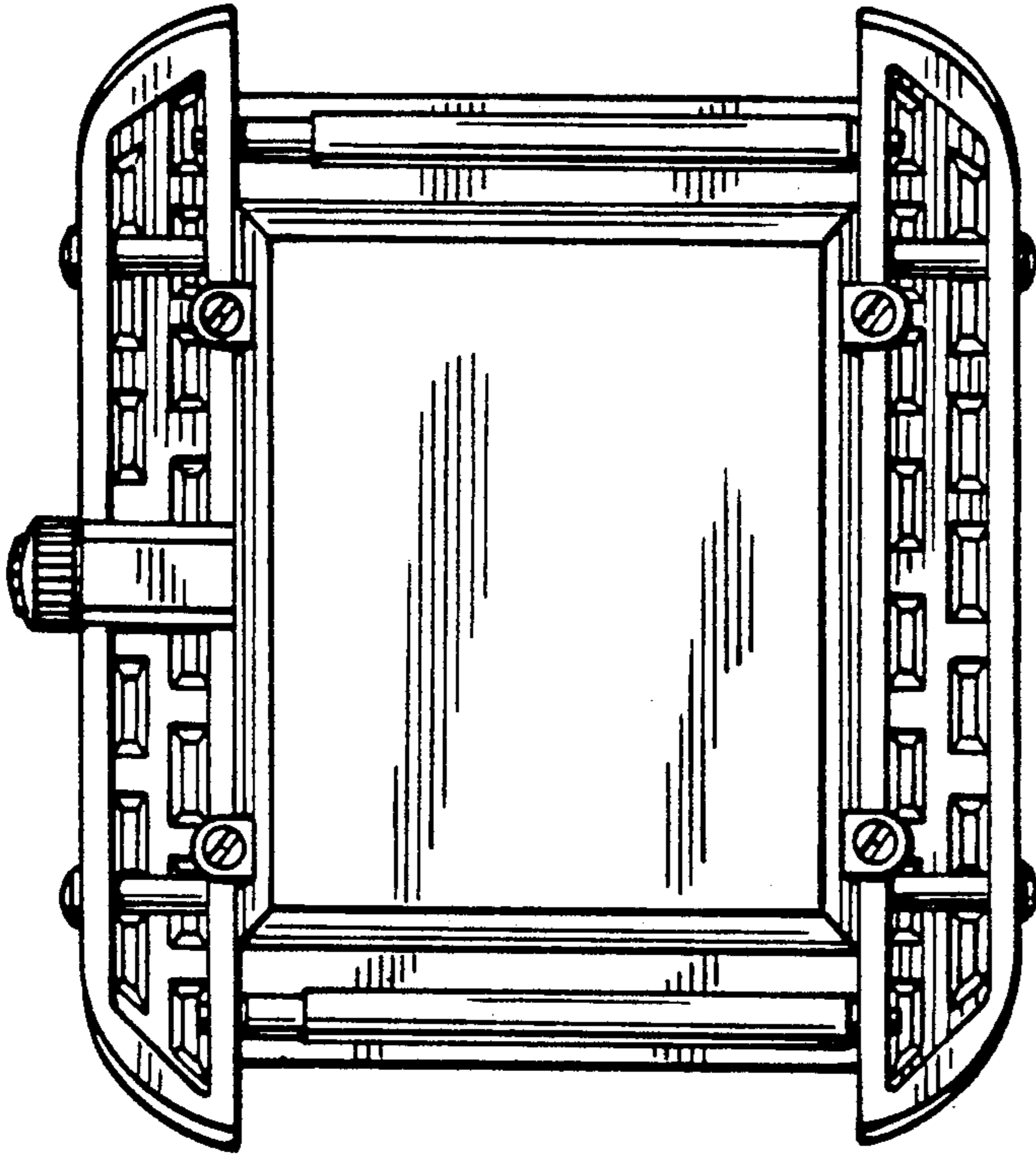


FIG. 3




FIG. 4

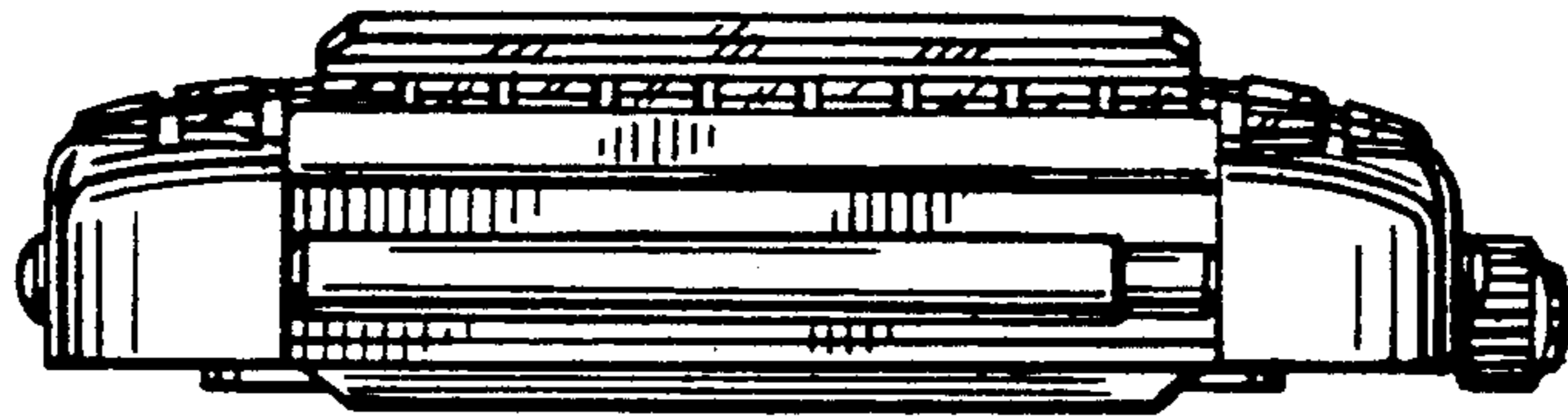


FIG. 5



FIG. 6