



US00D339750S

United States Patent [19]

[11] Patent Number: **Des. 339,750**

Nakai

[45] Date of Patent: **** Sep. 28, 1993**

[54] **WRIST WATCH**

D. 328,871 8/1992 Houlihan D10/32
2,229,978 1/1941 Kolberg D10/32 X
4,783,773 11/1988 Houlihan et al. 368/240 X

[75] Inventor: **Toshio Nakai, Oume, Japan**

[73] Assignee: **Casio Computer Co., Ltd., Tokyo, Japan**

Primary Examiner—Nelson C. Holtje
Assistant Examiner—Martha Thompson
Attorney, Agent, or Firm—Frishauf, Holtz, Goodman & Woodward

[**] Term: **14 Years**

[21] Appl. No.: **812,363**

[57] CLAIM

[22] Filed: **Dec. 23, 1991**

The ornamental design for a wrist watch, as shown and described.

[52] U.S. Cl. **D10/38; D10/30**

[58] Field of Search **D10/1-39, D10/40, 122-126, 128, 129; 368/82-84, 239-242, 280-282, 276-278, 285, 318, 322, 323**

DESCRIPTION

[56] References Cited

U.S. PATENT DOCUMENTS

D. 303,092 8/1989 Wakamatsu D10/38 X
D. 303,093 8/1989 Houlihan D10/38
D. 315,512 3/1991 Houlihan D10/30

FIG. 1 is a front elevation view of a wrist watch showing my new design;
FIG. 2 is a left side elevation view thereof;
FIG. 3 is a right side elevation view thereof;
FIG. 4 is a bottom plan view thereof, the top plan view being identical to the bottom plan view;
FIG. 5 is a rear elevation view thereof; and,
FIG. 6 is a perspective view thereof.




FIG. 2

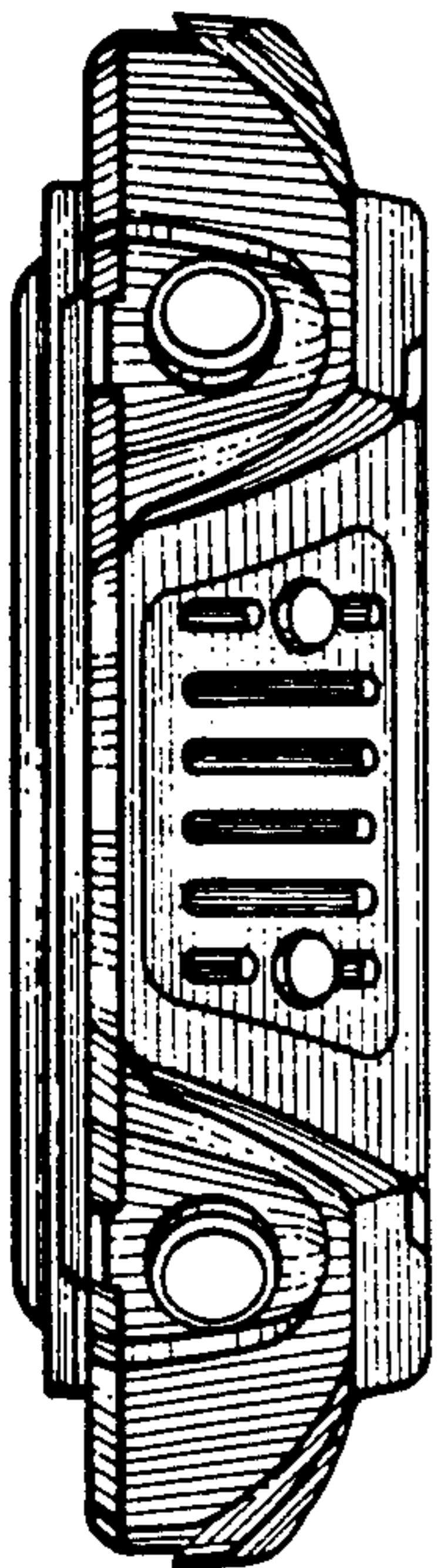


FIG. 1




FIG. 3




FIG. 4



FIG. 5

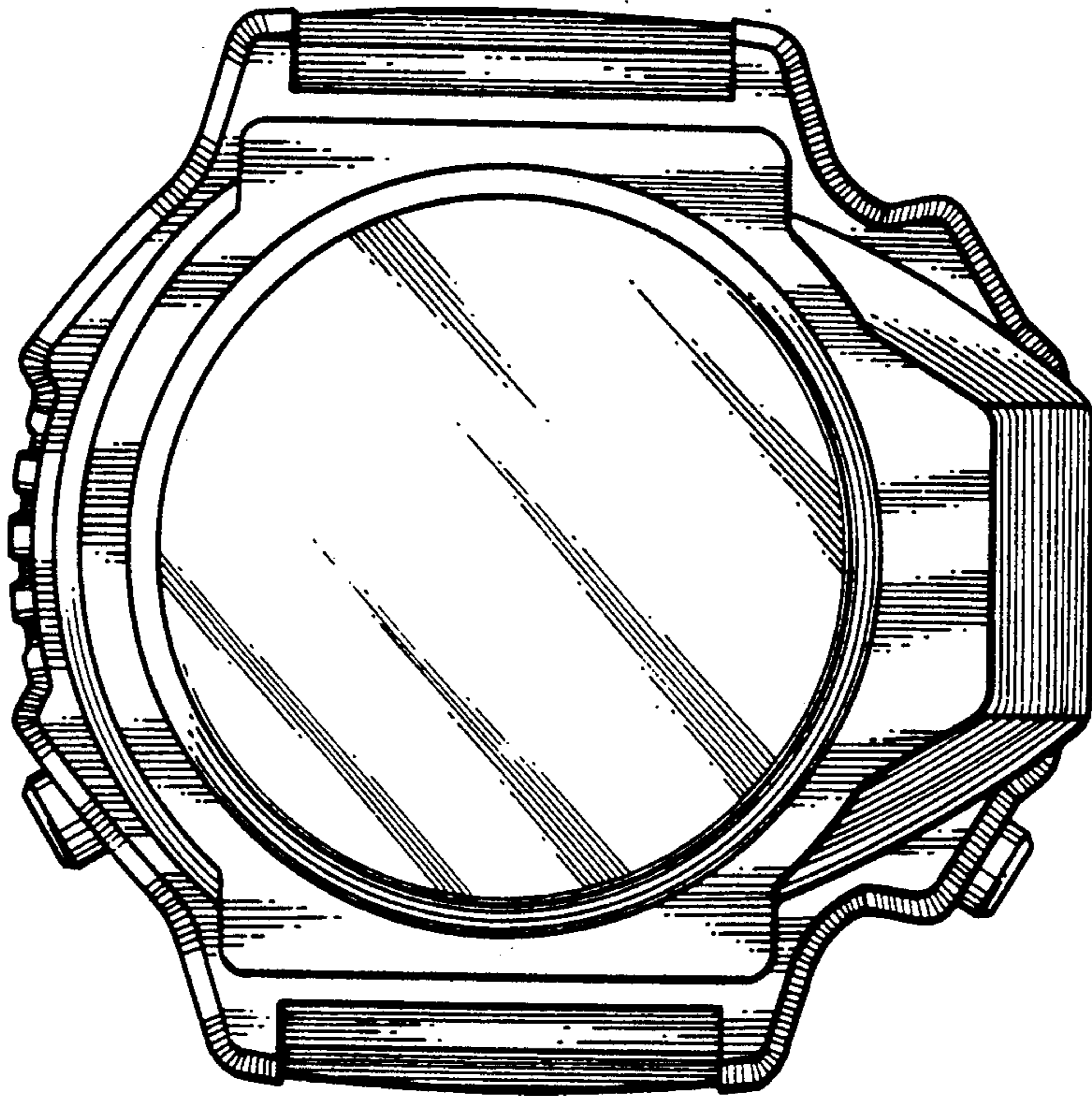


FIG. 6

