



US00D339749S

# United States Patent [19]

[11] Patent Number: **Des. 339,749**

Ishizaka

[45] Date of Patent: **\*\* Sep. 28, 1993**

## [54] WRIST WATCH

[75] Inventor: **Shingo Ishizaka, Akishima, Japan**

[73] Assignee: **Casio Computer Co., Ltd., Tokyo, Japan**

[\*\*] Term: **14 Years**

[21] Appl. No.: **812,206**

[22] Filed: **Dec. 23, 1991**

[52] U.S. Cl. .... **D10/38; D10/30**

[58] Field of Search ..... **D10/1-39, D10/40, 122-126, 128; 368/82-84, 239-242, 276-278, 280-282, 285, 318, 322-323**

## [56] References Cited

### U.S. PATENT DOCUMENTS

D. 323,786	2/1992	Ishizaka	.....	D10/38
D. 325,530	4/1992	Moriai	.....	D10/30 X
D. 327,441	6/1992	Yamamoto et al.	.....	D10/38
D. 327,450	6/1992	Nakai	.....	D10/38

## OTHER PUBLICATIONS

Jewelers' Circular-Keystone, Aug. 1985, p. 51 see circled Watch-left center.

*Primary Examiner*—Nelson C. Holtje  
*Assistant Examiner*—Martha Thompson  
*Attorney, Agent, or Firm*—Frishauf, Holtz, Goodman & Woodward

## [57] CLAIM

The ornamental design for a wrist watch, as shown and described.

## DESCRIPTION

FIG. 1 is a front elevation view of a wrist watch showing my new design;  
FIG. 2 is a right side elevation view thereof, the left side elevation view being identical to the right side elevation view;  
FIG. 3 is a top plan view thereof;  
FIG. 4 is a bottom plan view thereof;  
FIG. 5 is rear elevation view thereof; and,  
FIG. 6 is a perspective view thereof.




FIG. 3

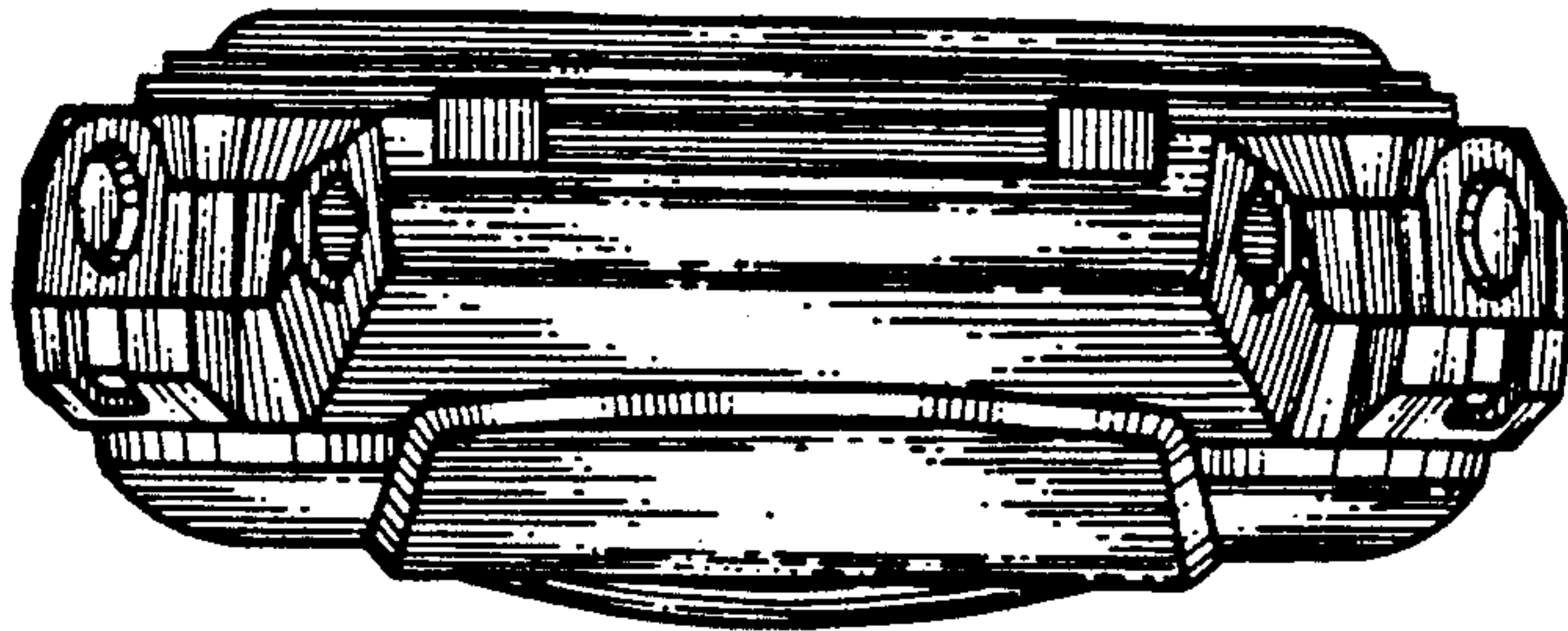


FIG. 1




FIG. 2




FIG. 4

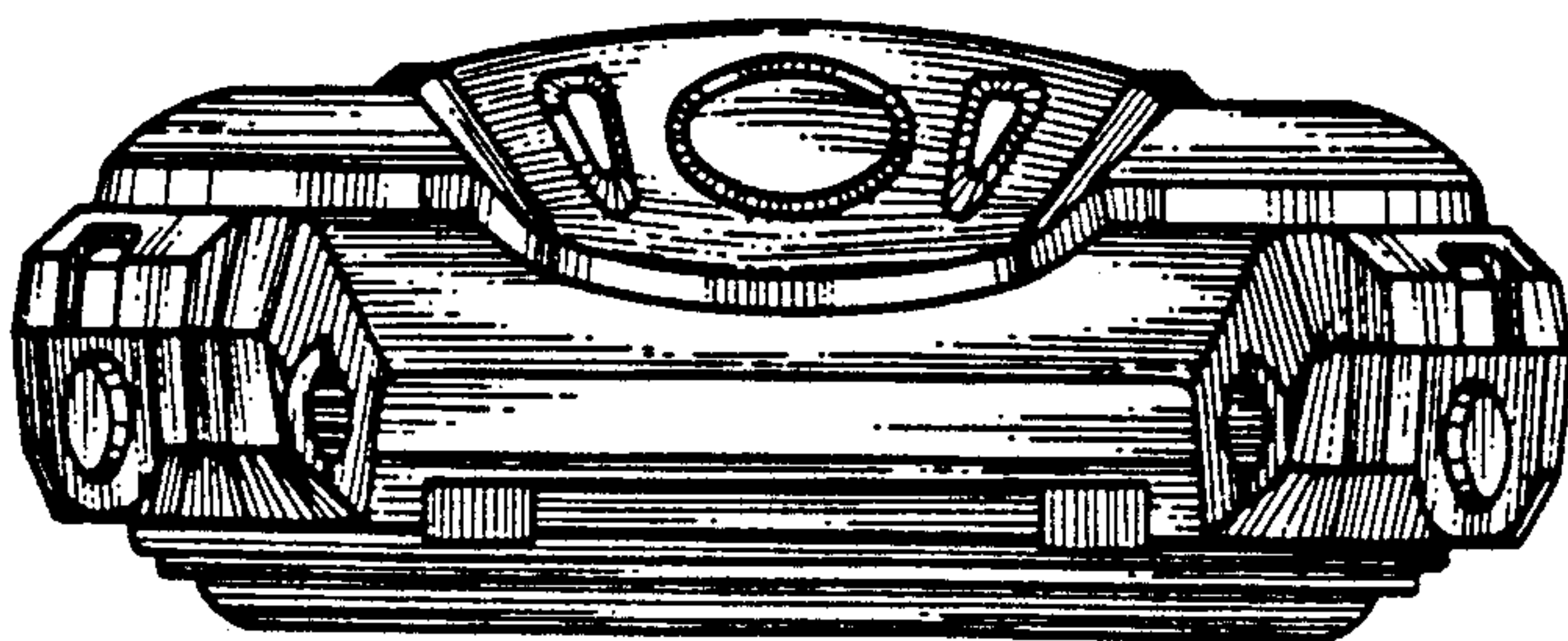




FIG. 5

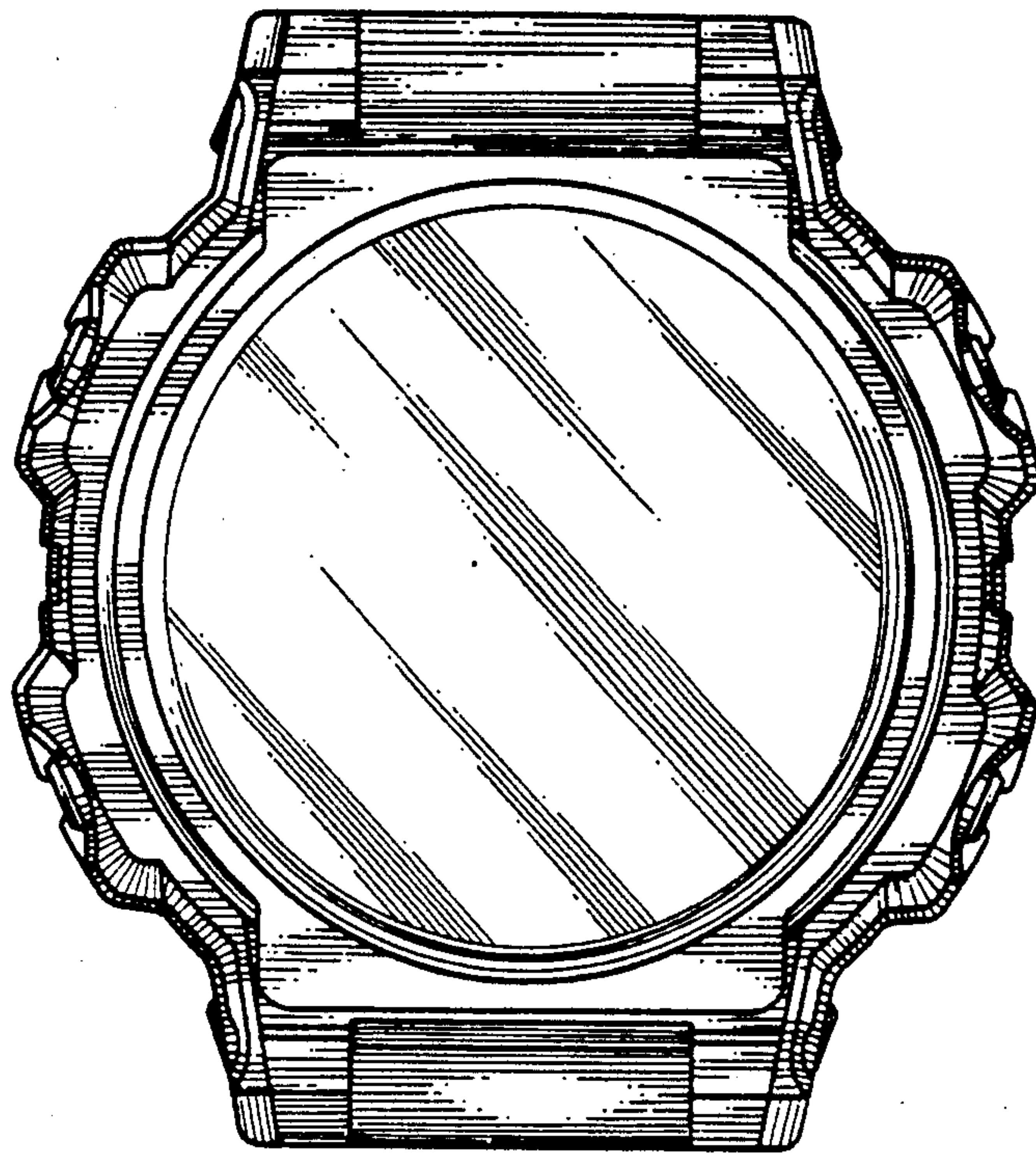


FIG. 6

