



US00D339748S

# United States Patent [19]

[11] Patent Number: **Des. 339,748**

Choi

[45] Date of Patent: **\*\* Sep. 28, 1993**

[54] **WRIST WATCH**

[75] Inventor: **Young C. Choi, Seoul, Rep. of Korea**

[73] Assignee: **Handok Co., Ltd., Inchon, Rep. of Korea**

[\*\*] Term: **14 Years**

[21] Appl. No.: **702,696**

[22] Filed: **May 20, 1991**

[30] **Foreign Application Priority Data**

Jan. 14, 1991 [KR] Rep. of Korea ..... 91-460

[52] U.S. Cl. .... **D10/32; D10/126**

[58] Field of Search ..... D10/1-39,  
D10/122-132; 368/82-84, 239-242, 276-278,  
280-282, 285, 107-121

[56] **References Cited**

**U.S. PATENT DOCUMENTS**

- D. 283,401 4/1986 Lung ..... D10/30
- D. 297,313 8/1988 Claude ..... D10/33
- D. 315,514 3/1991 Weil ..... D10/32
- D. 317,872 7/1991 Dobashi ..... D10/32

- D. 324,498 3/1992 Wang ..... D10/33 X
- D. 327,440 6/1992 Galli ..... D10/126 X
- D. 329,388 9/1992 Takahashi ..... D10/30
- D. 330,166 10/1992 Park ..... D10/32

**OTHER PUBLICATIONS**

Swiss Watch & Jewelry Journal, Jun. 1985, p. 774, see center watch.

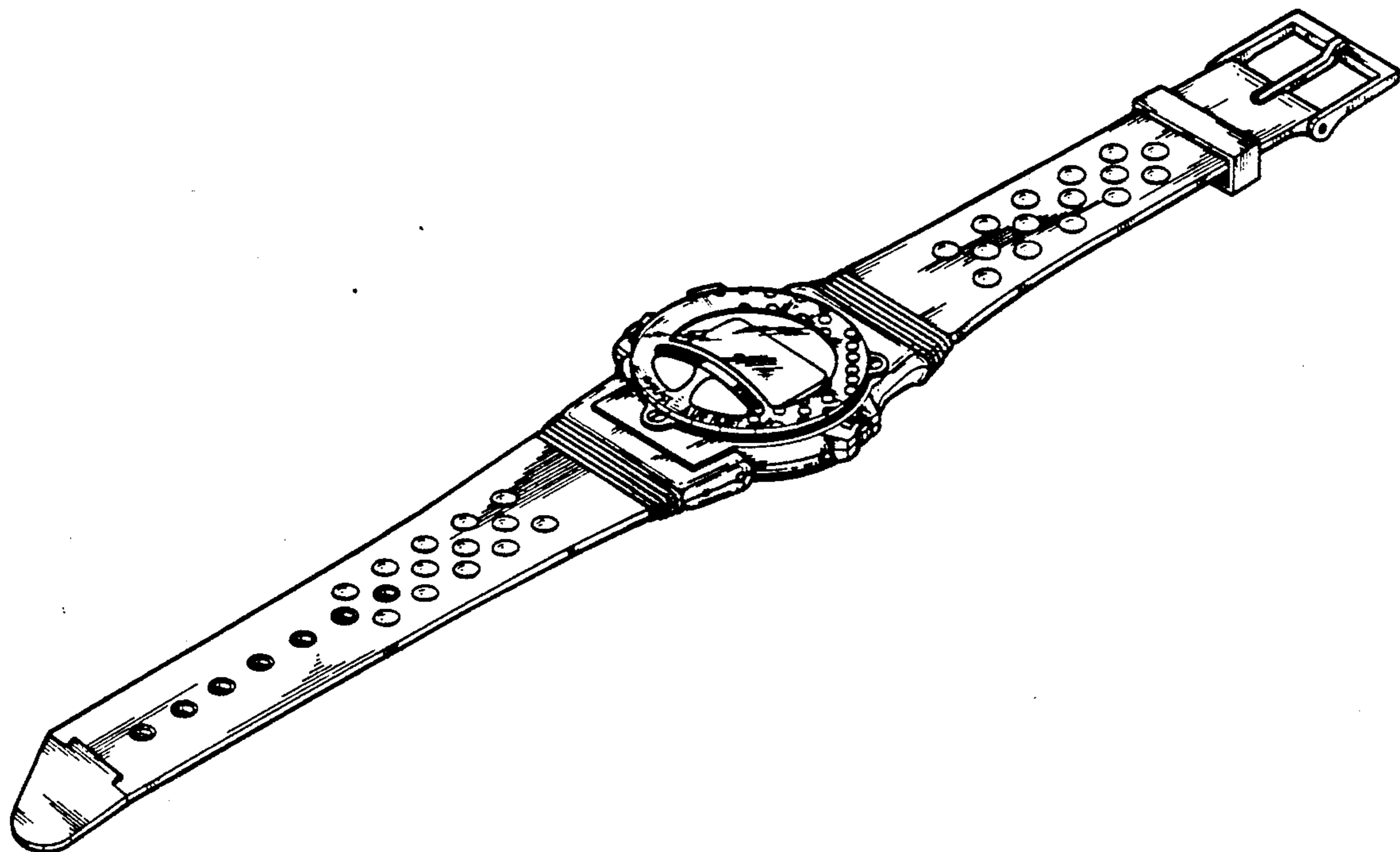
*Primary Examiner*—Nelson C. Holtje  
*Assistant Examiner*—Martha Thompson  
*Attorney, Agent, or Firm*—Birch, Stewart, Kolasch & Birch

[57] **CLAIM**

The ornamental design for a wrist watch, as shown.

**DESCRIPTION**

FIG. 1 is a perspective view of a wrist watch showing my new design;  
FIG. 2 is a front elevational view;  
FIG. 3 is a right side elevational view;  
FIG. 4 is a bottom plan view;  
FIG. 5 is a top plan view;  
FIG. 6 is a left side elevational view; and,  
FIG. 7 is a rear elevational view thereof.



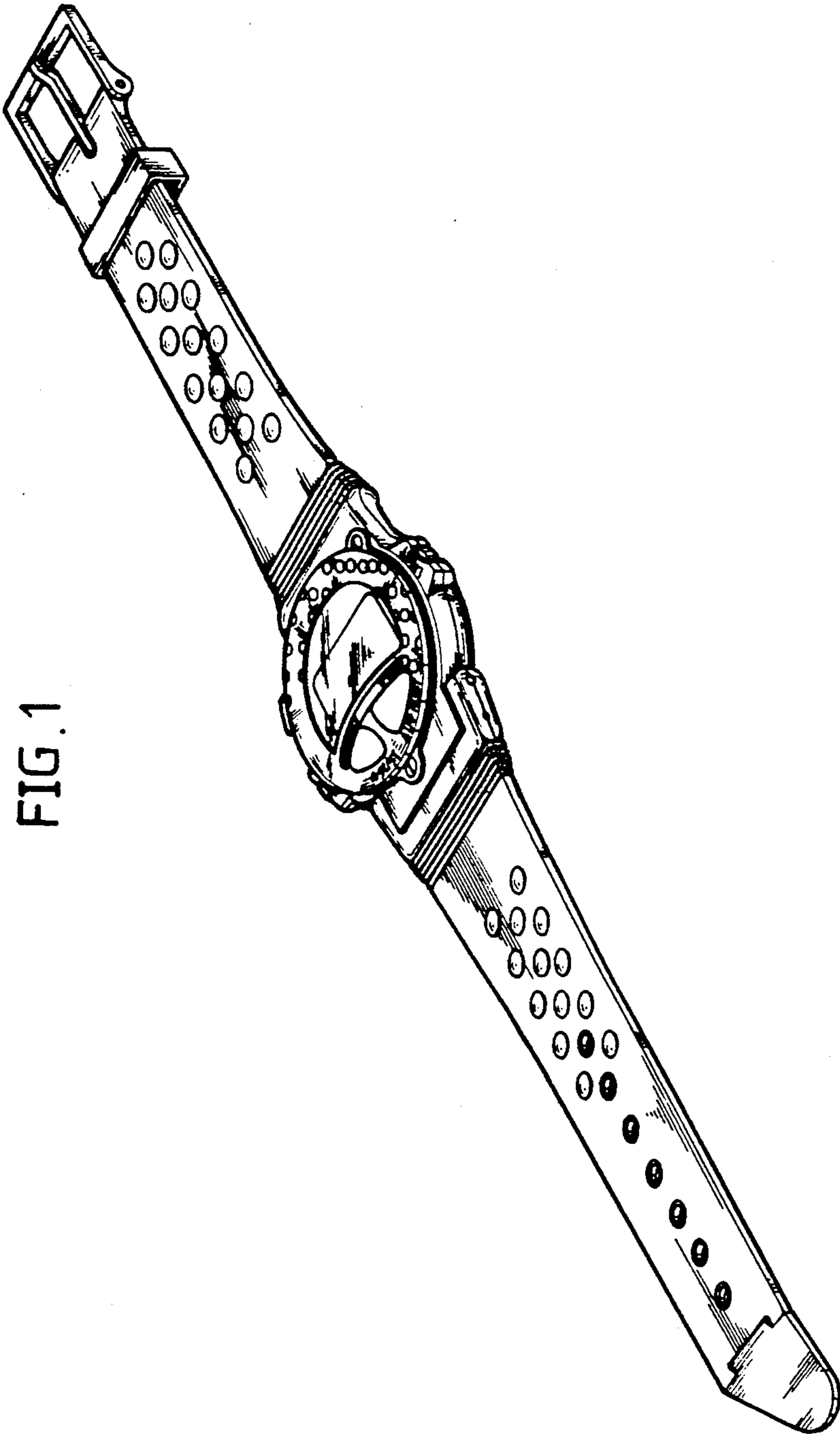


FIG. 1

FIG. 2

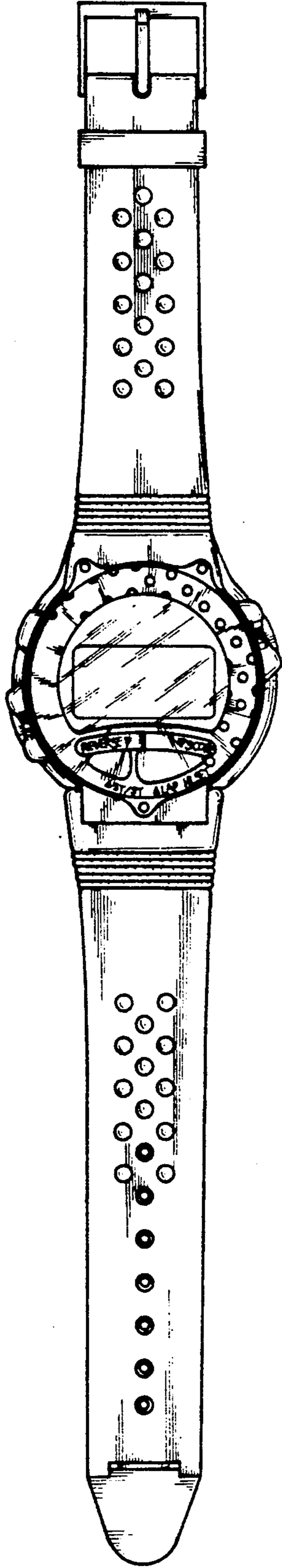


FIG. 3

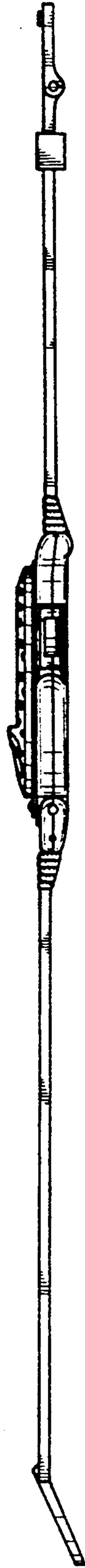


FIG. 4



FIG. 5



FIG. 6

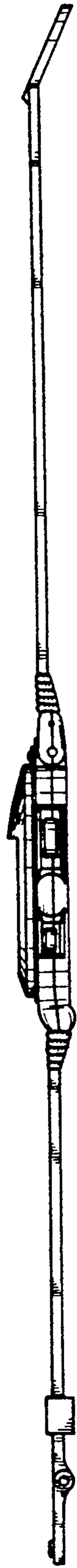


FIG. 7

