



US00D339741S

United States Patent [19]

[11] Patent Number: **Des. 339,741**

Lorenz

[45] Date of Patent: **** Sep. 28, 1993**

[54] **CONTAINER**

[76] Inventor: **Luann M. Lorenz**, 924 N. 750 West,
Clinton, Utah 84015

[**] Term: **14 Years**

[21] Appl. No.: **803,358**

[22] Filed: **Dec. 6, 1991**

D. 102,801	1/1937	Parker	D19/47 X
D. 105,526	8/1937	Hill	D19/49
D. 106,326	10/1937	Ressinger	D19/49
D. 120,734	5/1940	Kahn	D19/43 X
D. 231,408	4/1974	Jenkins	D19/49 X
D. 255,545	6/1980	Grodin	D9/529
D. 304,095	10/1989	Gavin	D28/7
1,362,975	12/1920	Whitcomb	401/82
3,187,723	6/1965	Kihara	206/214

Related U.S. Application Data

[63] Continuation-in-part of Ser. No. 433,725, Nov. 9, 1989,
abandoned.

[52] U.S. Cl. **D9/306; D9/337;**
D19/49

[58] Field of Search **D9/306, 307; D3/30.1,**
D3/11; D28/7, 90, 85; D19/49, 47, 43; 229/93;
401/122, 208, 213; 206/214

[56] **References Cited**

U.S. PATENT DOCUMENTS

D. 11,737	4/1880	Aikin	D19/47 X
D. 20,156	9/1890	Boman	D19/49
D. 95,171	4/1935	Bowker et al.	D19/47

Primary Examiner—Bernard Ansher
Assistant Examiner—Mitchell Siegel
Attorney, Agent, or Firm—Leon Gilden

[57] **CLAIM**

The ornamental design for a container, as shown and described.

DESCRIPTION

FIG. 1 is a front elevational view of the container showing my new design;
FIG. 2 is a rear elevational view thereof;
FIG. 3 is a left side elevational view thereof;
FIG. 4 is a right side elevational view thereof;
FIG. 5 is a top plan view thereof; and,
FIG. 6 is a bottom plan view thereof.

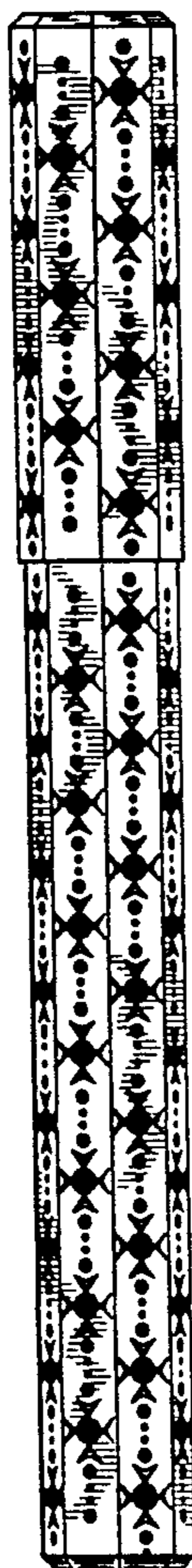


FIG. 1

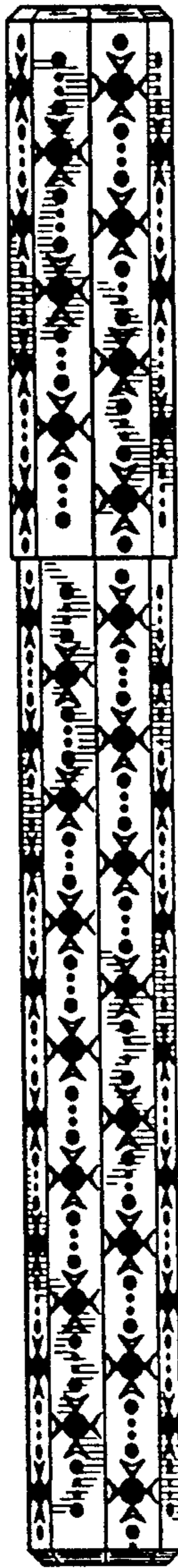


FIG. 2




FIG. 3

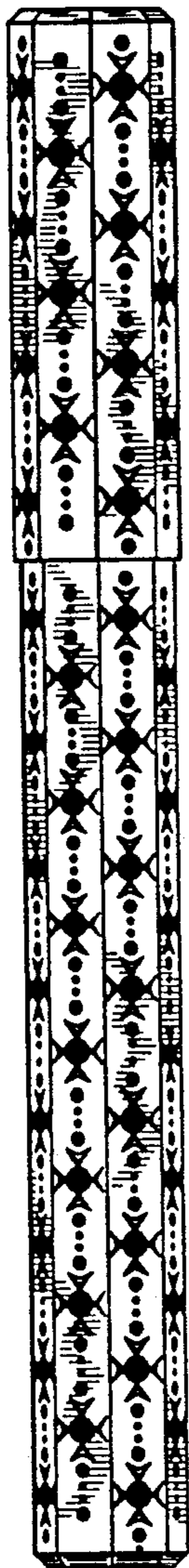


FIG. 4



FIG. 5

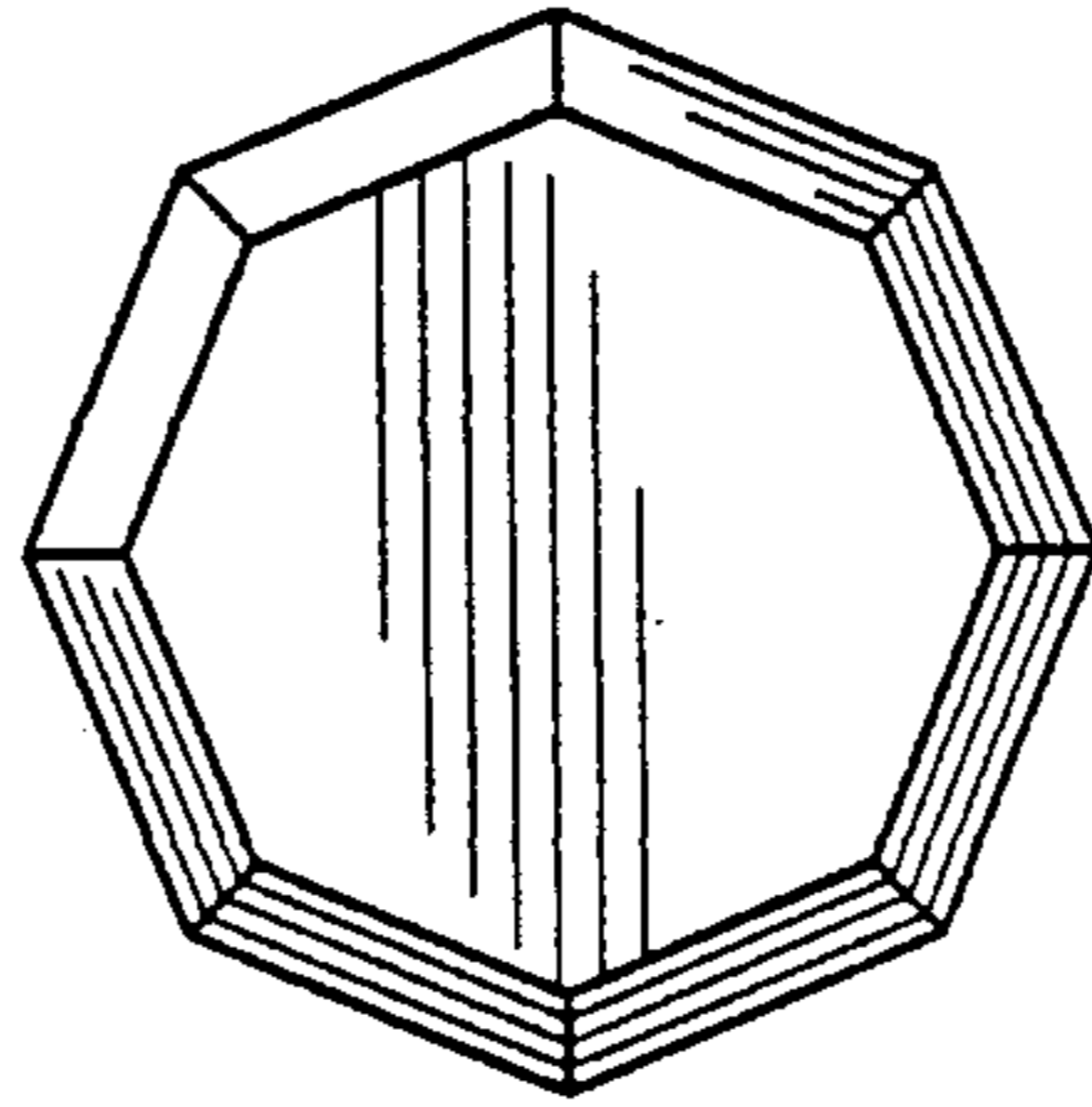


FIG. 6

