



US00D339738S

United States Patent [19]

[11] Patent Number: **Des. 339,738**

Blancett et al.

[45] Date of Patent: **** Sep. 28, 1993**

[54] **BEACH TOWEL STAKE**

[76] Inventors: **R. Dean Blancett**, 3630 Bering St.;
Paul R. Phillips, 2809 E. Wood St.,
both of Decatur, Ill. 62521

[**] Term: **14 Years**

[21] Appl. No.: **478,995**

[22] Filed: **Feb. 12, 1990**

[52] U.S. Cl. **D8/392; D8/393;**
D21/255

[58] Field of Search **D8/391-393;**
D6/417; 5/417; 238/336; 411/485, 446;
135/118; 248/508; D21/255

[56] **References Cited**

U.S. PATENT DOCUMENTS

D. 230,218 1/1974 Freiling D21/255
D. 270,133 8/1983 Craig D8/388

534,230 2/1895 Rhoderick 411/446
612,538 10/1898 Wing 411/446
1,445,576 2/1923 Edwards 411/446
2,889,129 6/1959 Turbeville 248/508

Primary Examiner—B. J. Bullock
Attorney, Agent, or Firm—Philip L. Bateman

[57] CLAIM

The ornamental design for a beach towel stake, as shown.

DESCRIPTION

FIG. 1 is a front top and side perspective view of a beach towel stake showing our new design; FIG. 2 is a rear elevational view; FIG. 3 is a front elevational view; FIG. 4 is a right side elevational view; FIG. 5 is a top plan view; and, FIG. 6 is a bottom plan view. The left side of the beach towel stake is a mirror image of the right side.

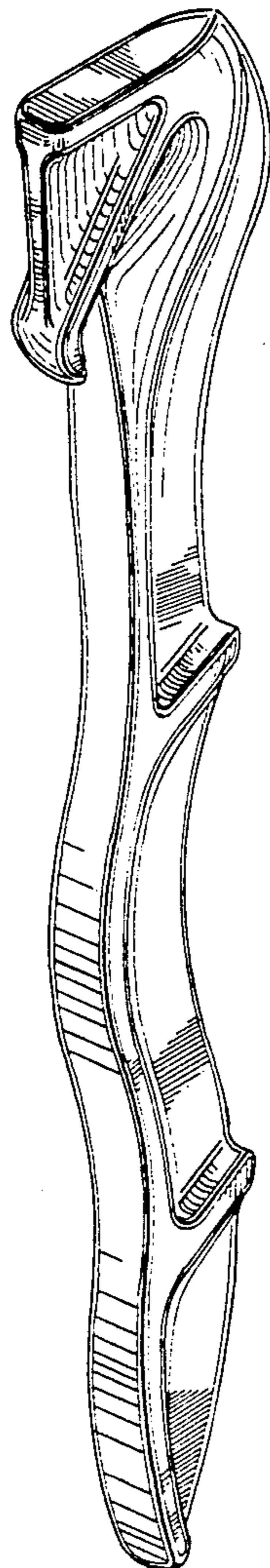


FIG. 1

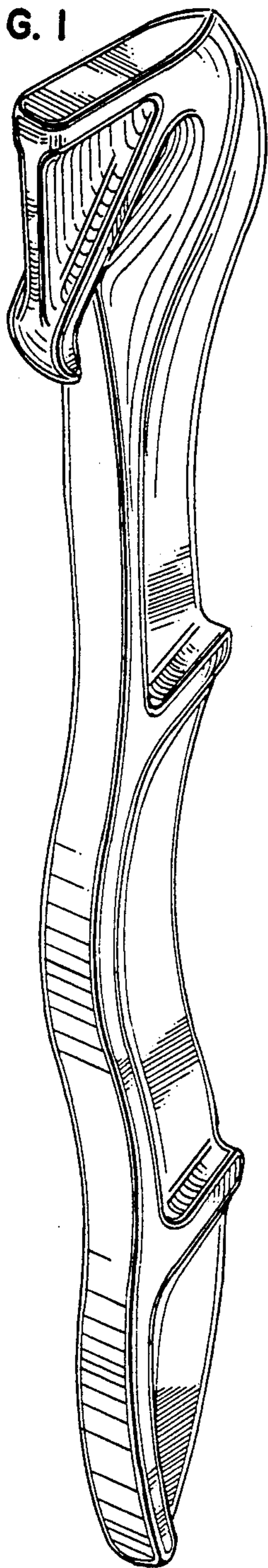


FIG. 2



FIG. 3

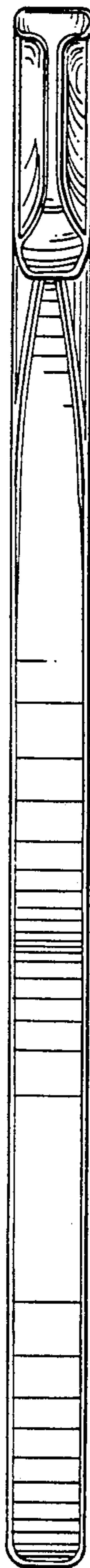


FIG. 4

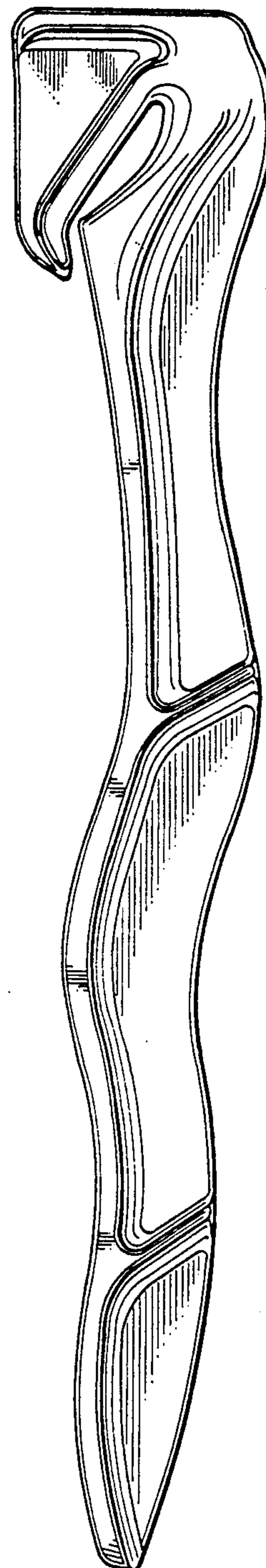


FIG. 5



FIG. 6

