



US00D339733S

United States Patent [19]

Chen

[11] Patent Number: **Des. 339,733**

[45] Date of Patent: **** Sep. 28, 1993**

[54] **AUTOMOBILE STEERING WHEEL LOCK**

[76] Inventor: **Hsien-Paul Chen**, No. 76, Lane 274,
Jung-Jeng S. Road, Yung-Kang
Shiang, Tainan Hsien, Taiwan

[**] Term: **14 Years**

[21] Appl. No.: **888,212**

[22] Filed: **May 27, 1992**

[52] U.S. Cl. **D8/331**

[58] Field of Search **D8/330-348;**
70/237-238, 252, 207, 209-223, 225-226

[56] **References Cited**

U.S. PATENT DOCUMENTS

- D. 289,491 4/1987 Johnson D8/330
- D. 323,969 2/1992 Wang D8/331
- D. 328,020 7/1992 Wang D8/341

- D. 328,233 7/1992 Rong D8/330
- 5,144,822 9/1992 Jan et al. 70/209
- 5,199,283 4/1993 Chen 70/209

Primary Examiner—Brian N. Vinson

[57] **CLAIM**

The ornamental design for an automobile steering wheel lock, as shown.

DESCRIPTION

FIG. 1 is a top, front, and right side perspective view of an automobile steering wheel lock showing my new design;

FIG. 2 is a front elevational view thereof;

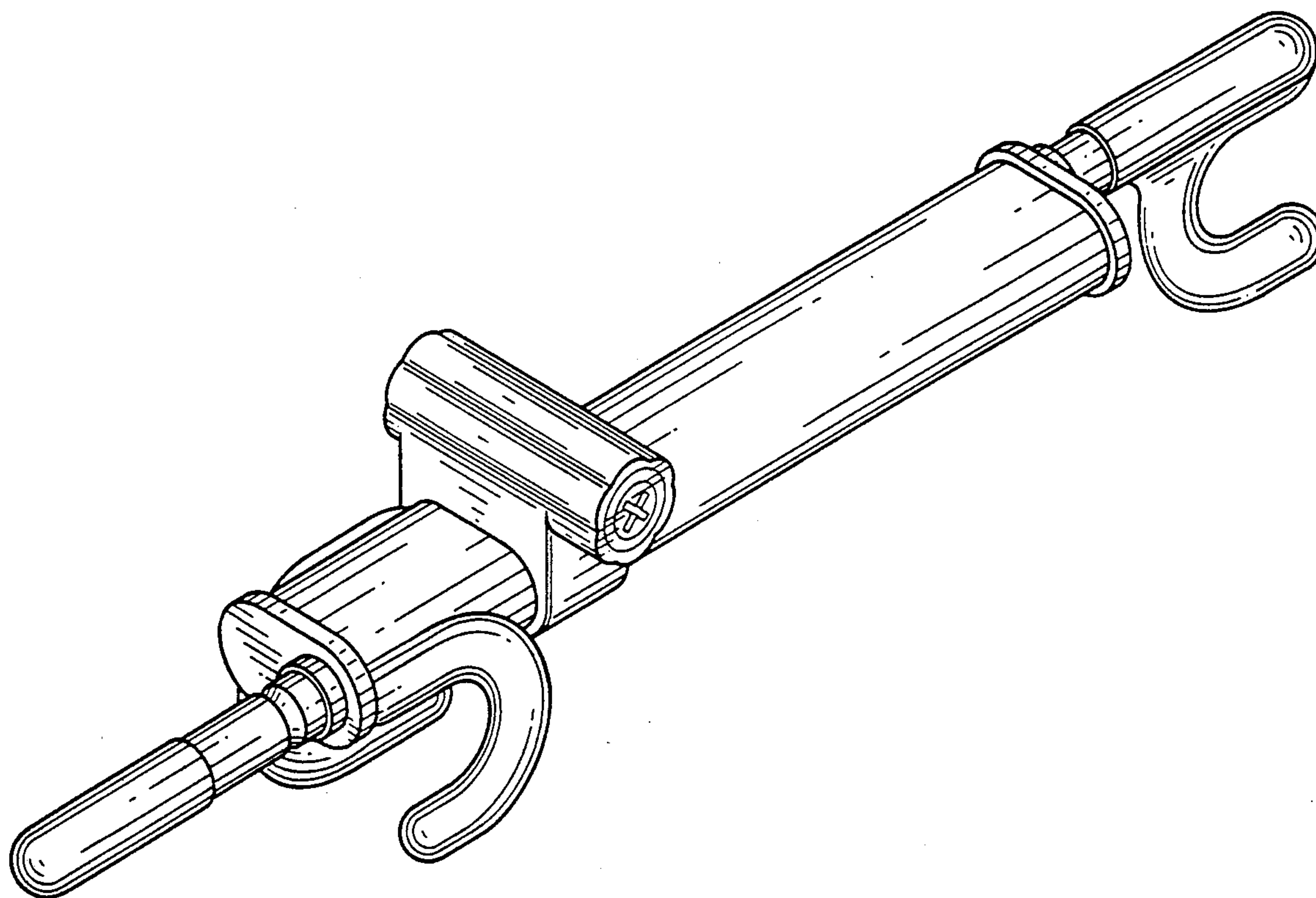
FIG. 3 is a rear elevational view thereof;

FIG. 4 is a left side elevational view thereof;

FIG. 5 is a right side elevational view thereof;

FIG. 6 is a top plan view thereof; and,

FIG. 7 is a bottom plan view thereof.



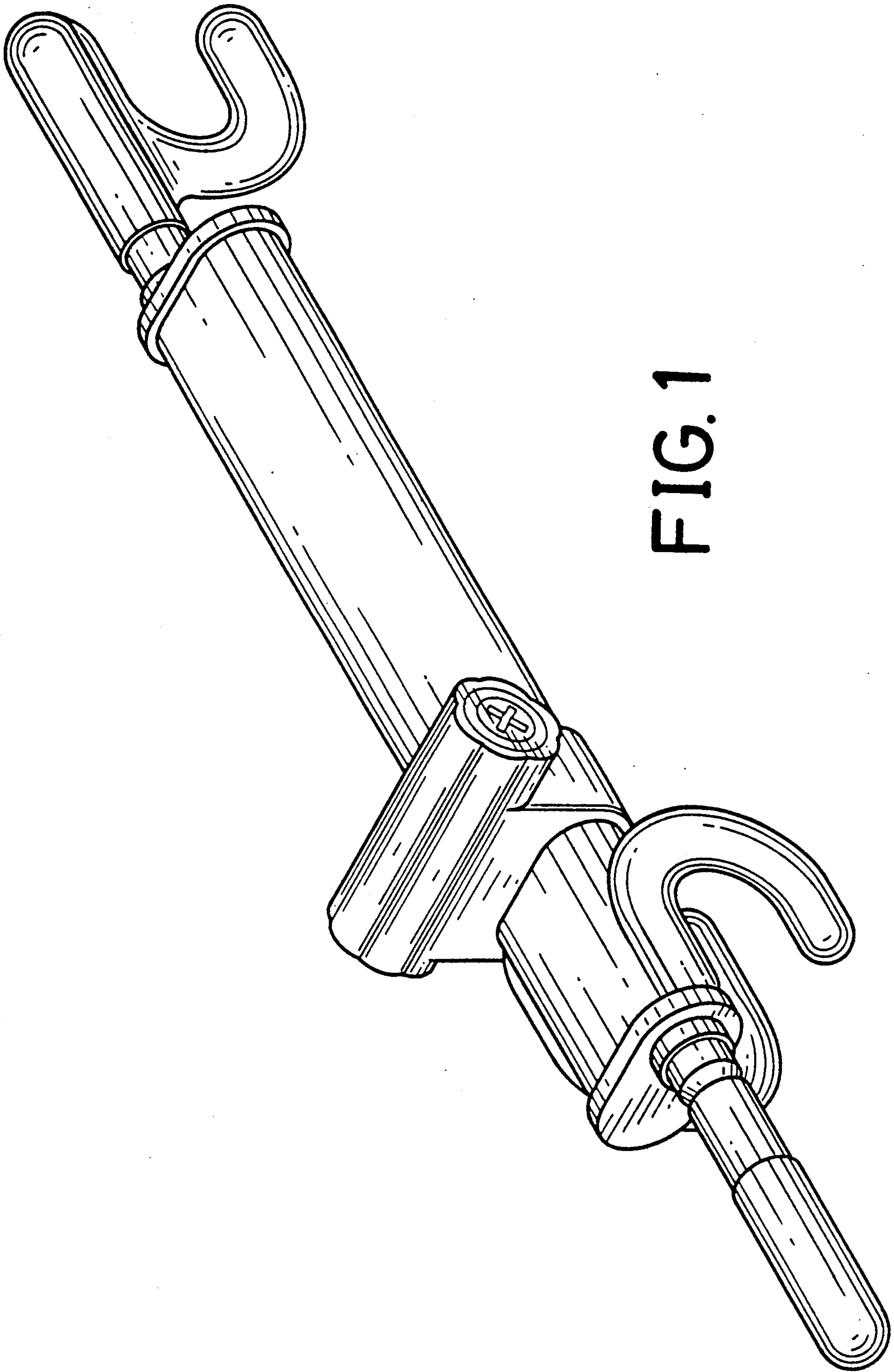


FIG. 1

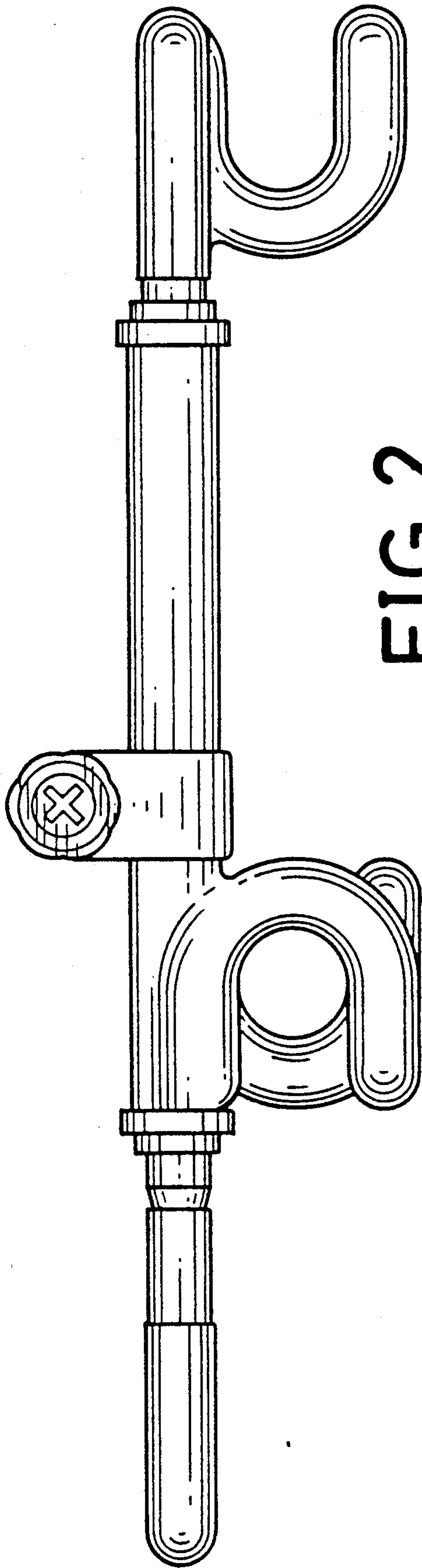


FIG. 2

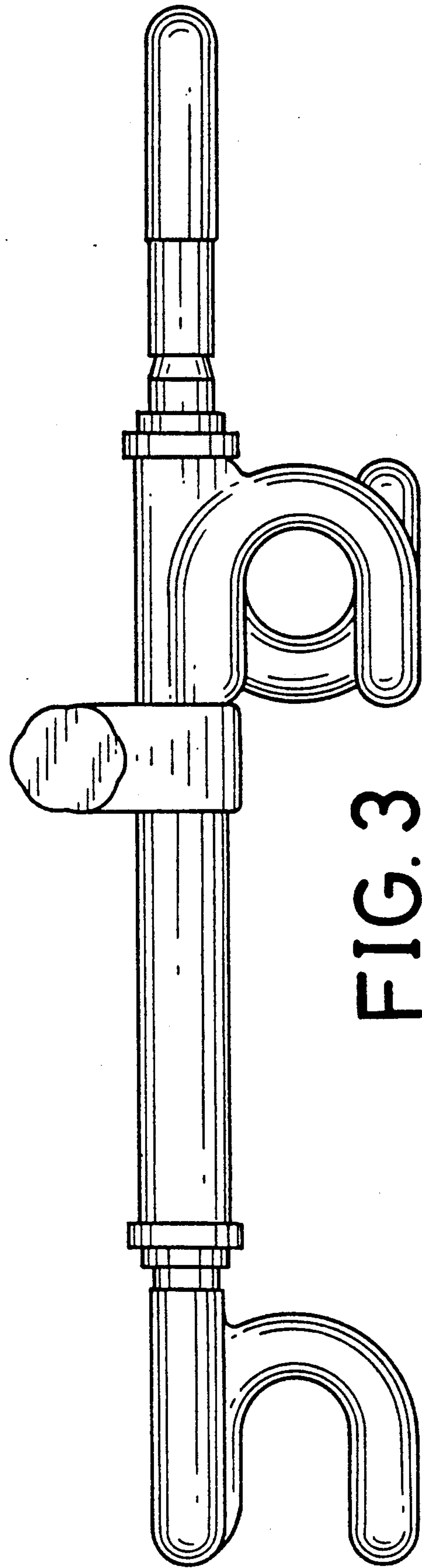


FIG. 3




FIG. 5




FIG. 4

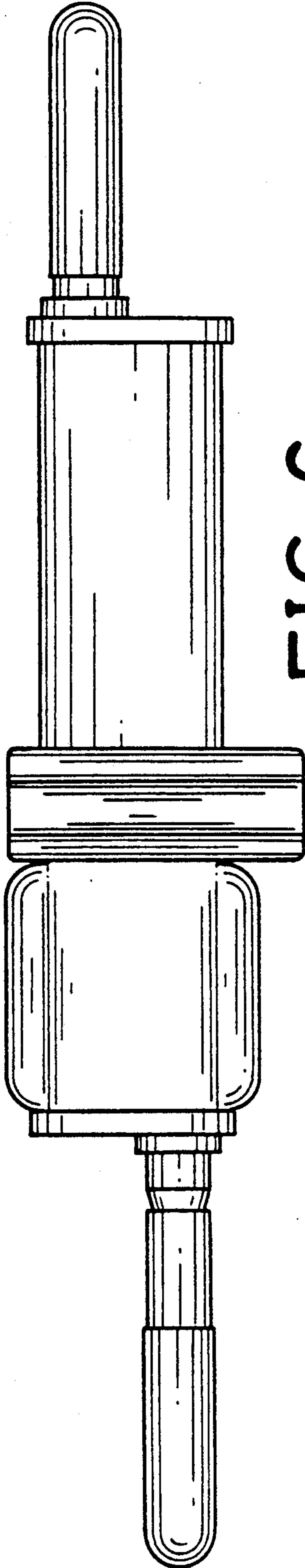


FIG. 6




FIG. 7