



US00D339722S

United States Patent [19]

[11] Patent Number: **Des. 339,722**

Ancona et al.

[45] Date of Patent: **** Sep. 28, 1993**

[54] COMBINED CUTTING BOARD AND CHOPPER

[76] Inventors: **Bruce Ancona; Jane Ancona**, both of 21 E. 22nd St., New York, N.Y. 10010

[**] Term: **14 Years**

[21] Appl. No.: **915,946**

[22] Filed: **Jul. 24, 1992**

[52] U.S. Cl. **D7/698; D7/553; D7/555**

[58] Field of Search **D7/698, 699, 500, 551, D7/552, 553, 554, 555; D24/226, 227, 229, 230; 209/702; 269/54.5, 15, 289 R, 291, 302.1, 303, 315, 900; 414/675**

[56] References Cited

U.S. PATENT DOCUMENTS

D. 305,712 1/1990 Bauman et al. D7/553

FOREIGN PATENT DOCUMENTS

794846 5/1958 United Kingdom 269/289


Primary Examiner—Alan P. Douglas
Assistant Examiner—Caron D. Veynar
Attorney, Agent, or Firm—James A. Drobile; Robert A. Koons; Robert Rosenthal

[57] CLAIM

The ornamental design for a combined cutting board and chopper, as shown.

DESCRIPTION

FIG. 1 is an isometric view of a combined cutting board and chopper showing our new design; FIG. 2 is a top plan view thereof; FIG. 3 is a bottom plan view thereof; FIG. 4 is a left side elevational view thereof; FIG. 5 is a right side elevational view thereof; and, FIG. 6 is a front elevational view thereof, a rear elevational view being a mirror image.



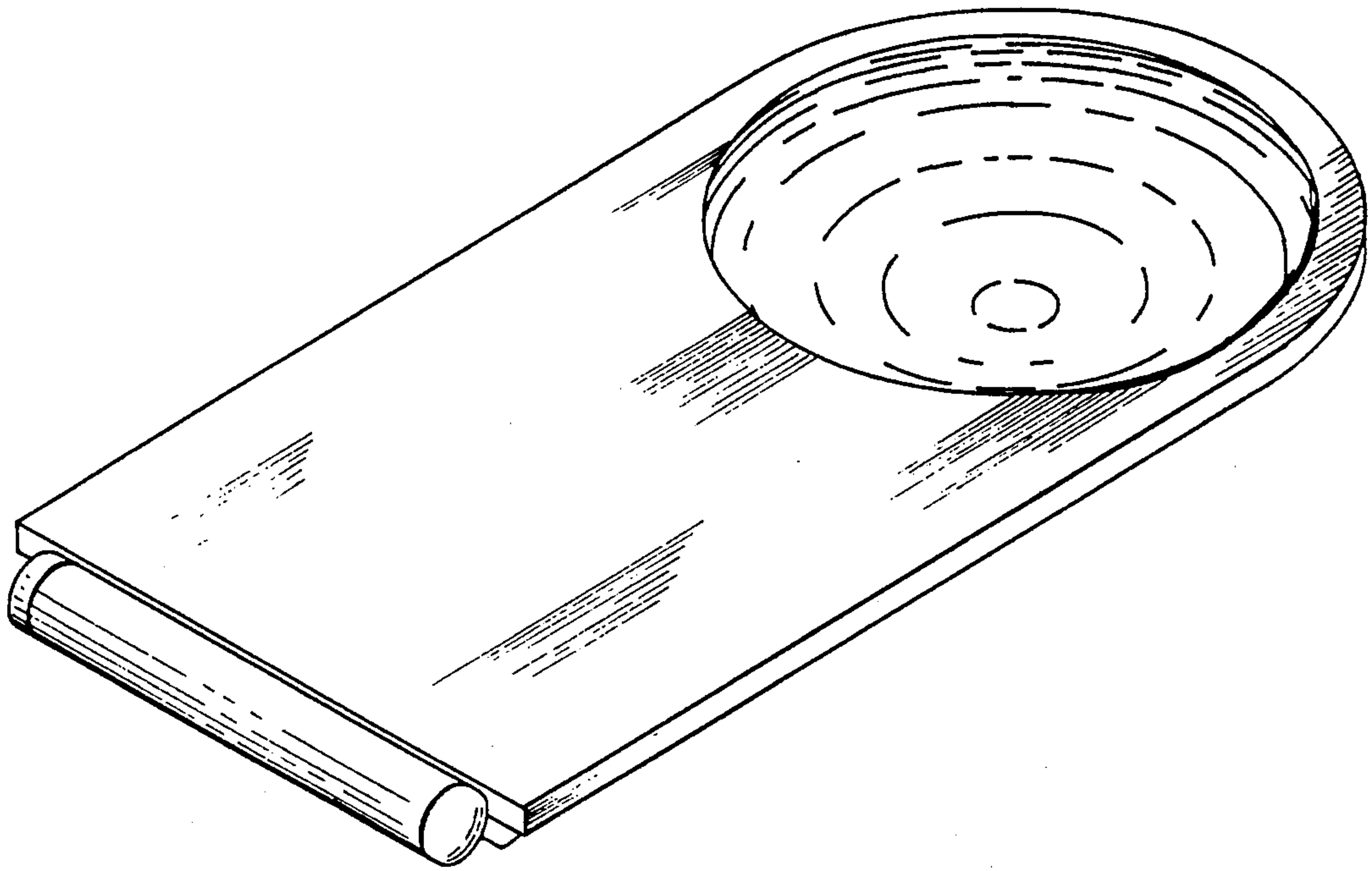


FIG. 1

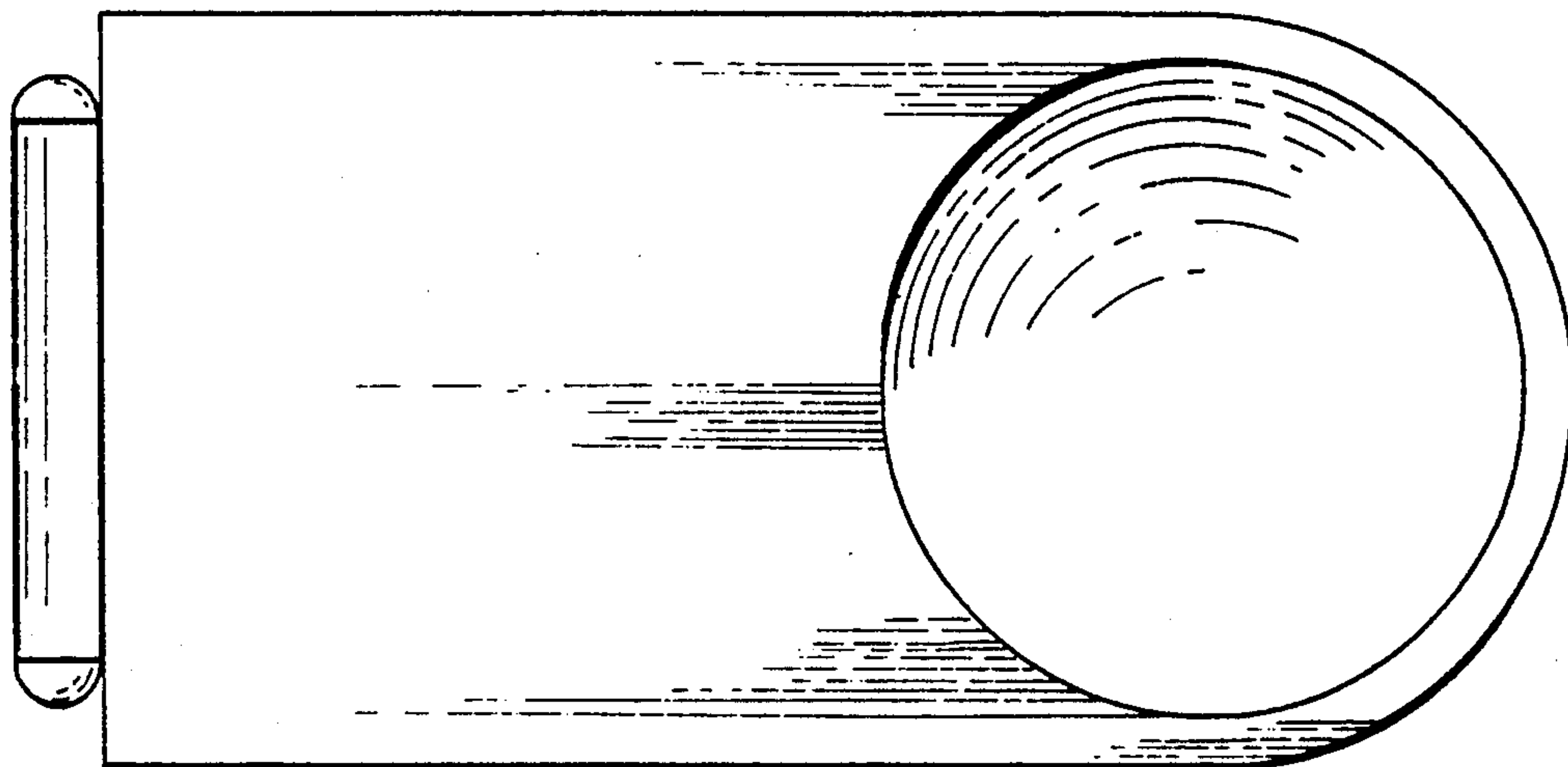


FIG. 2

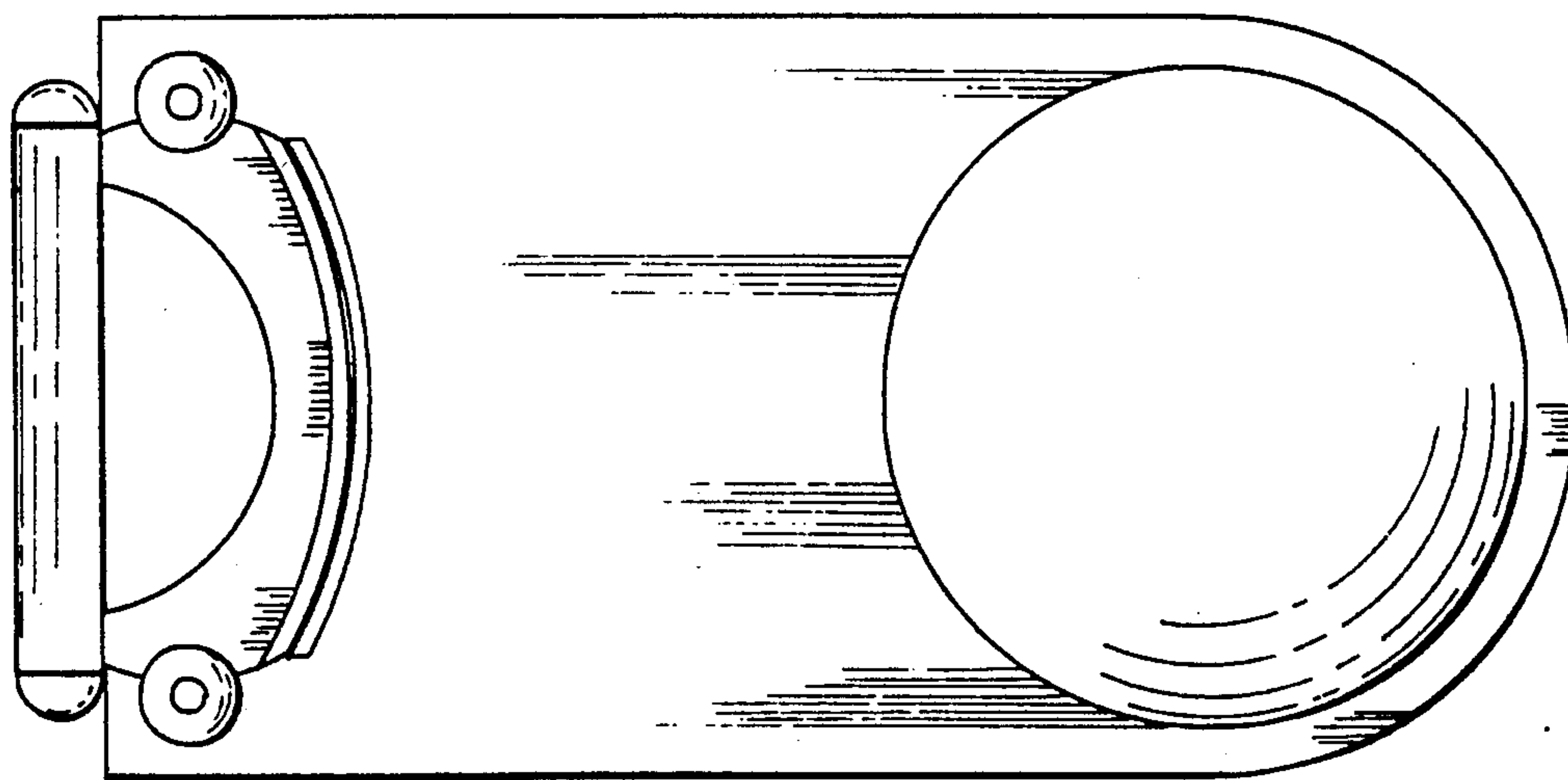


FIG. 3




FIG. 4




FIG. 5




FIG. 6