



US00D339719S

# United States Patent [19]

[11] Patent Number: **Des. 339,719**

Thelen

[45] Date of Patent: **\*\* Sep. 28, 1993**

[54] **KNIFE**

[76] Inventor: **Thomas N. Thelen**, 4191 N. Euclid Ave., Bay City, Mich. 48706

[\*\*] Term: **14 Years**

[21] Appl. No.: **834,152**

[22] Filed: **Feb. 10, 1992**

[52] U.S. Cl. .... **D7/649; D7/650**

[58] Field of Search ..... **D7/642, 649, 650, 652, D7/401.2; D22/117, 118; 30/147-149, 340, 342, 344, 346, 346.56**

[56] **References Cited**

### U.S. PATENT DOCUMENTS

D. 102,746	1/1937	Boucheron	.....	D7/649
D. 176,552	1/1956	Polk	.....	D7/649
D. 216,180	11/1969	Kobayashi	.....	D7/649
D. 233,002	10/1974	Bagwell	.....	D7/650
2,073,618	3/1937	Askue	.....	D7/649 X

### OTHER PUBLICATIONS

Knives '91 Eleventh Annual Edition; edited by Ken Warner pp. 59(White); 70(Valachovic), 152(Talley) & 230(Nishiuchi).

*Primary Examiner*—Alan P. Douglas  
*Assistant Examiner*—Caron D. Veynar  
*Attorney, Agent, or Firm*—Learman & McCulloch

### [57] CLAIM

The ornamental design for a knife, as shown.

### DESCRIPTION

FIG. 1 is a top plan view of a knife embodying the new design;

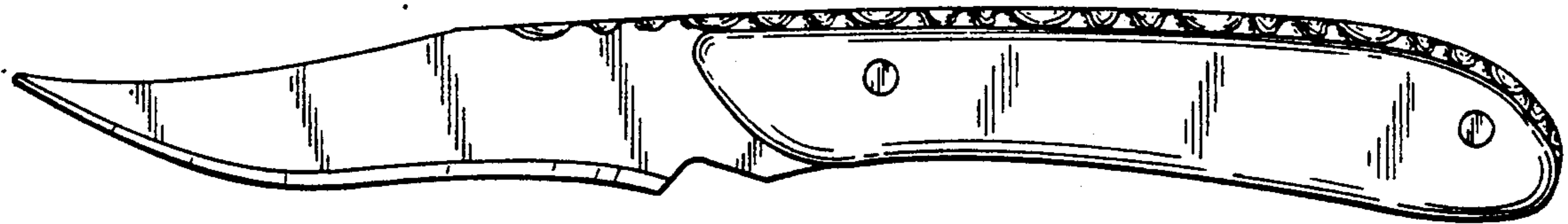
FIG. 2 is an elevational view of one side of the design;

FIG. 3 is an elevational view of the opposite side of the design;

FIG. 4 is a bottom plan view of the design;

FIG. 5 is a rear elevational view of the design; and,

FIG. 6 is a front elevational view of the design.



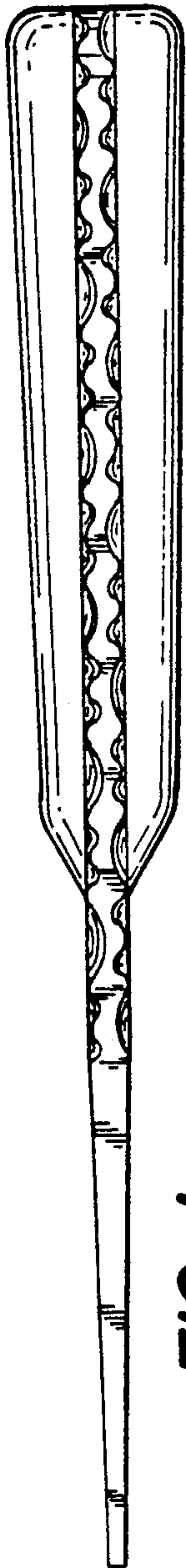


FIG-1

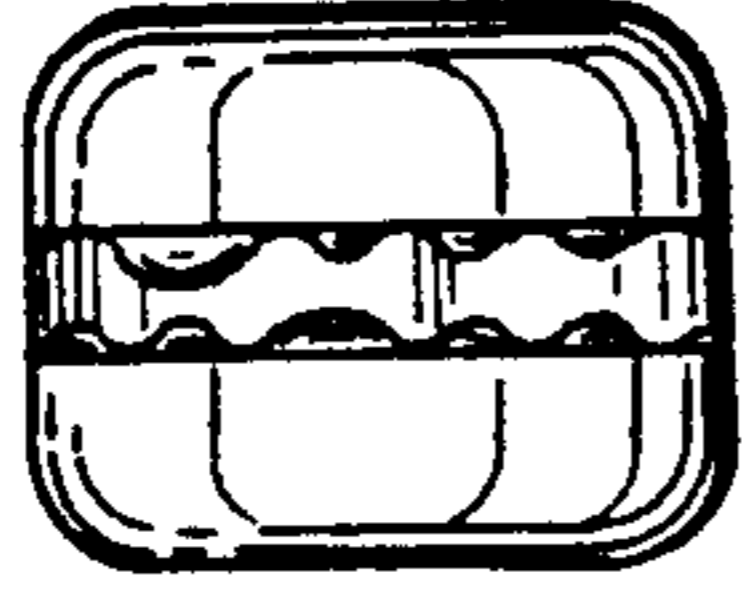


FIG-5

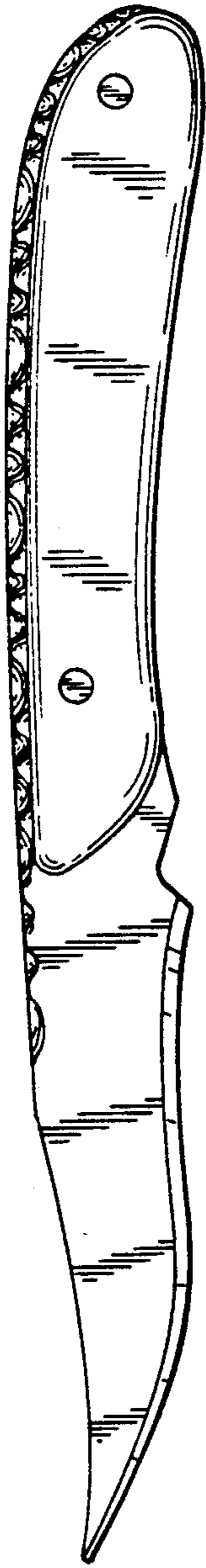


FIG-2

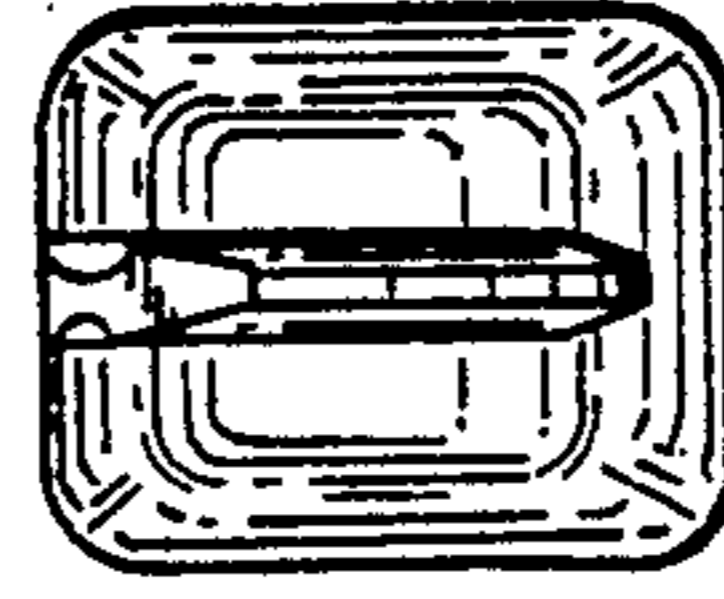


FIG-6

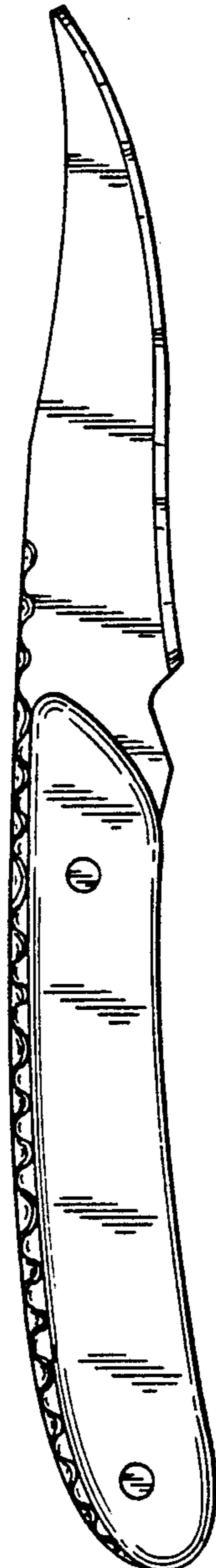


FIG-3

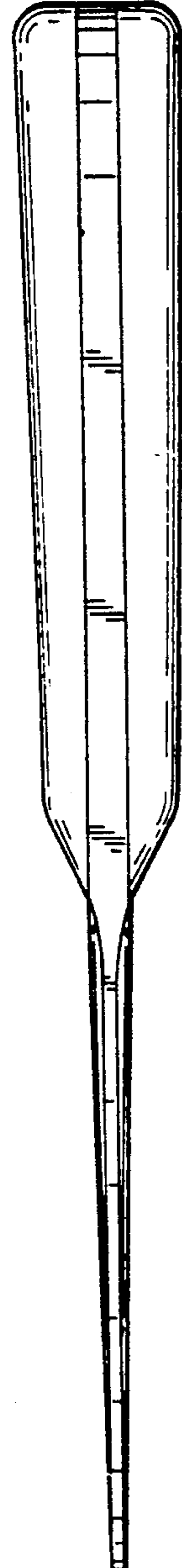


FIG-4