



US00D339699S

United States Patent [19]

Martinez, Sr.

[11] Patent Number: Des. 339,699

[45] Date of Patent: ** Sep. 28, 1993

[54] CABINET

[76] Inventor: Henry Martinez, Sr., 95 Court St., Brooklyn, N.Y. 11201

[*] Notice: The portion of the term of this patent subsequent to Sep. 14, 2007 has been disclaimed.

[**] Term: 14 Years

[21] Appl. No.: 784,019

[22] Filed: Oct. 29, 1991

[52] U.S. Cl. D6/445

[58] Field of Search D6/432-448; 312/204, 239

[56] **References Cited**

U.S. PATENT DOCUMENTS

D. 76,948	11/1928	McDonald	D6/436
D. 81,843	8/1930	Parsons	D6/436
D. 101,179	9/1936	Skokel	D6/445
D. 140,702	3/1945	Twente	D6/397
D. 158,337	4/1950	Stone	D6/442 X

OTHER PUBLICATIONS

New York Newsday, May 23, 1991, p. 128 (Advertisement).



Primary Examiner—Carmen H. Vales-Lado
Attorney, Agent, or Firm—Morgan & Finnegan

[57] **CLAIM**

The ornamental design for a cabinet, as shown and described.

DESCRIPTION

FIG. 1 is a perspective view of a cabinet showing my new design; as shown, two doors of the cabinet each have an oval portion for inlaying an oval picture; FIG. 2 is a top plan view thereof; FIG. 3 is a perspective view thereof with the doors and drawers in open condition; FIG. 4 is a front elevational view of FIG. 1; FIG. 5 is a right side elevational view thereof and the left side being a mirror image of the right side; FIG. 6 is a rear elevational view thereof; and, FIG. 7 is a bottom plan view thereof.






FIG. 1

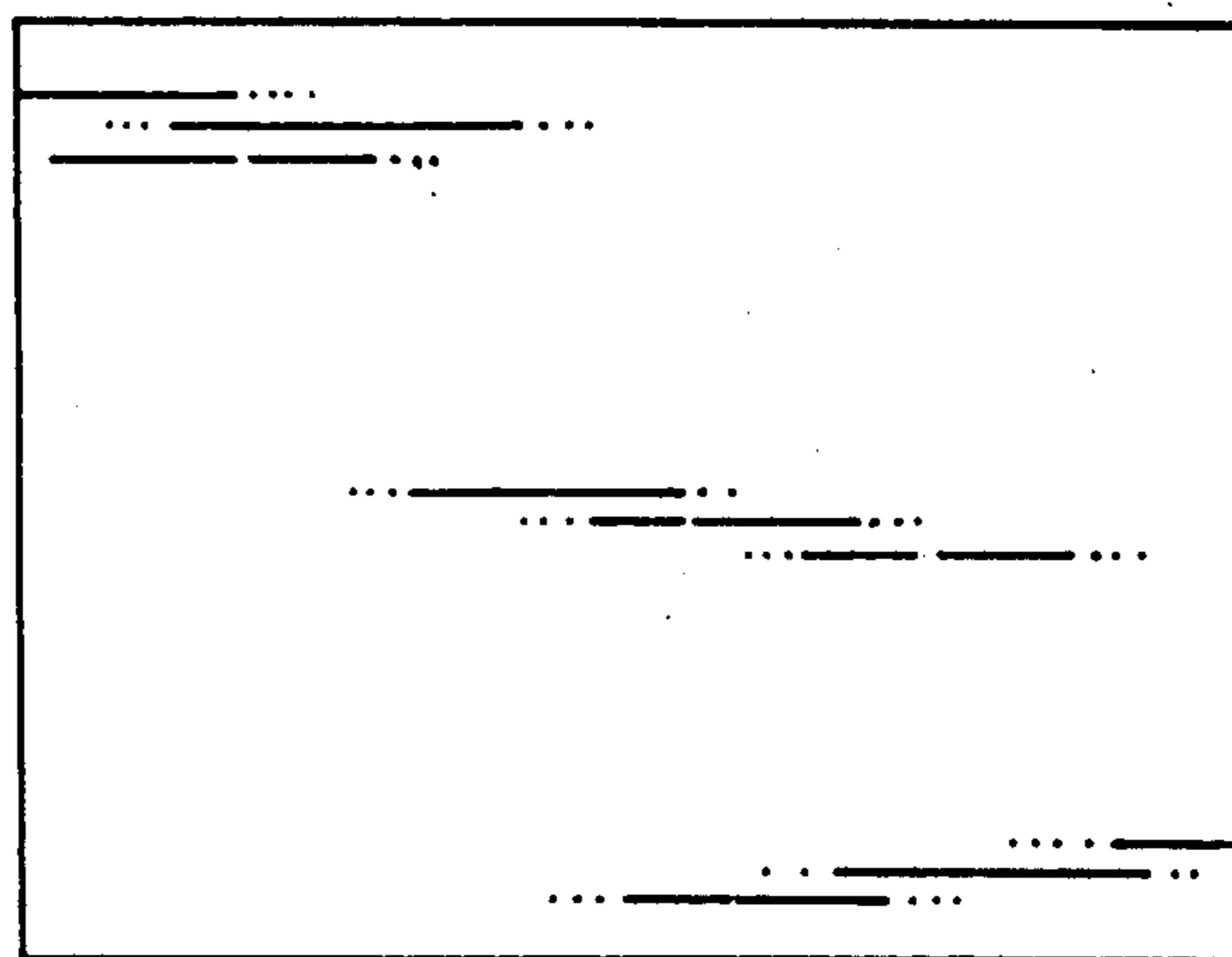


FIG. 2




FIG. 7




FIG. 3

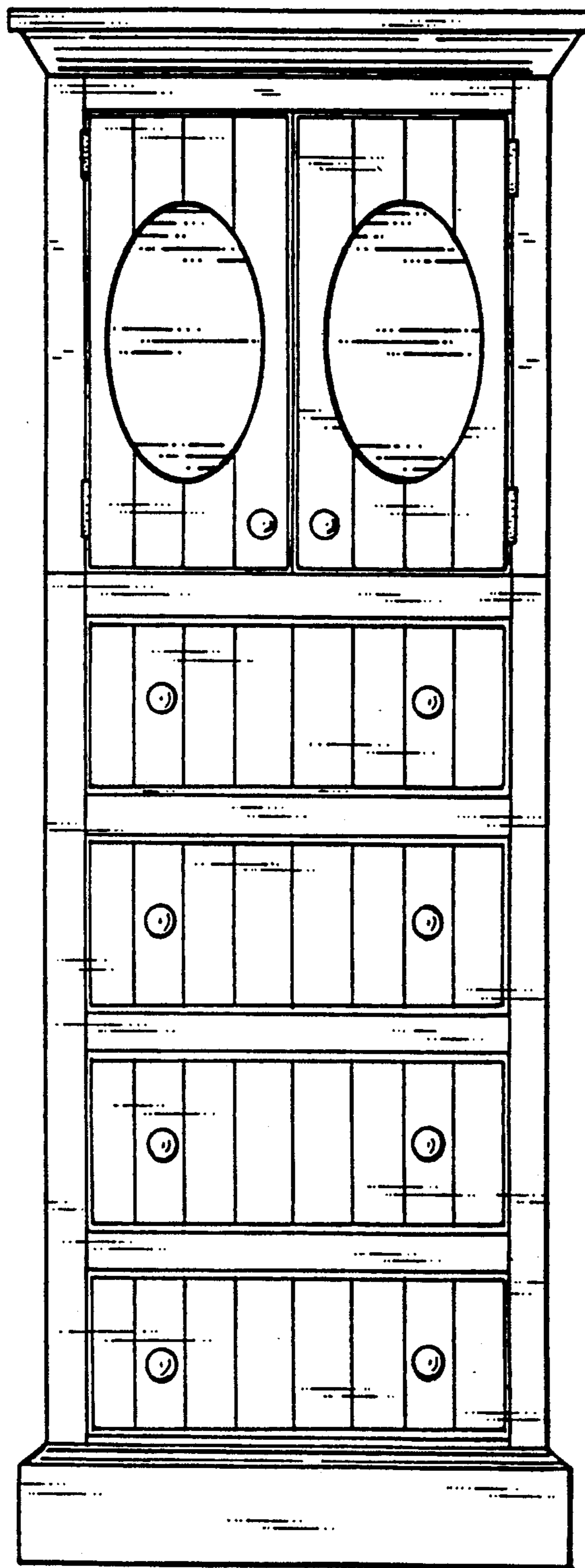


FIG. 4

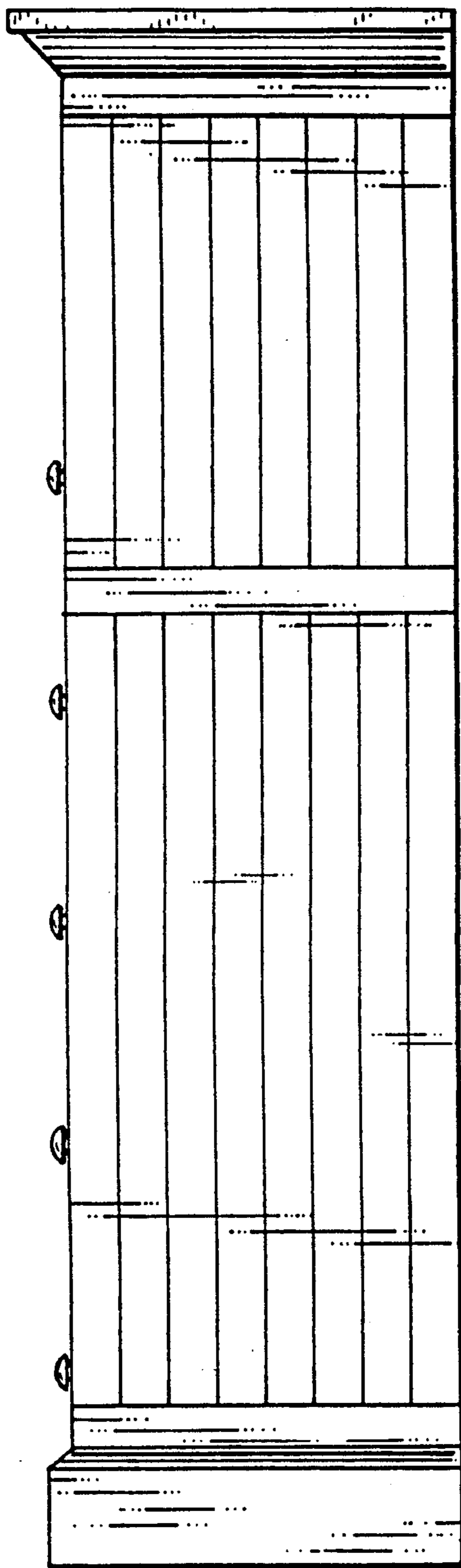


FIG. 5

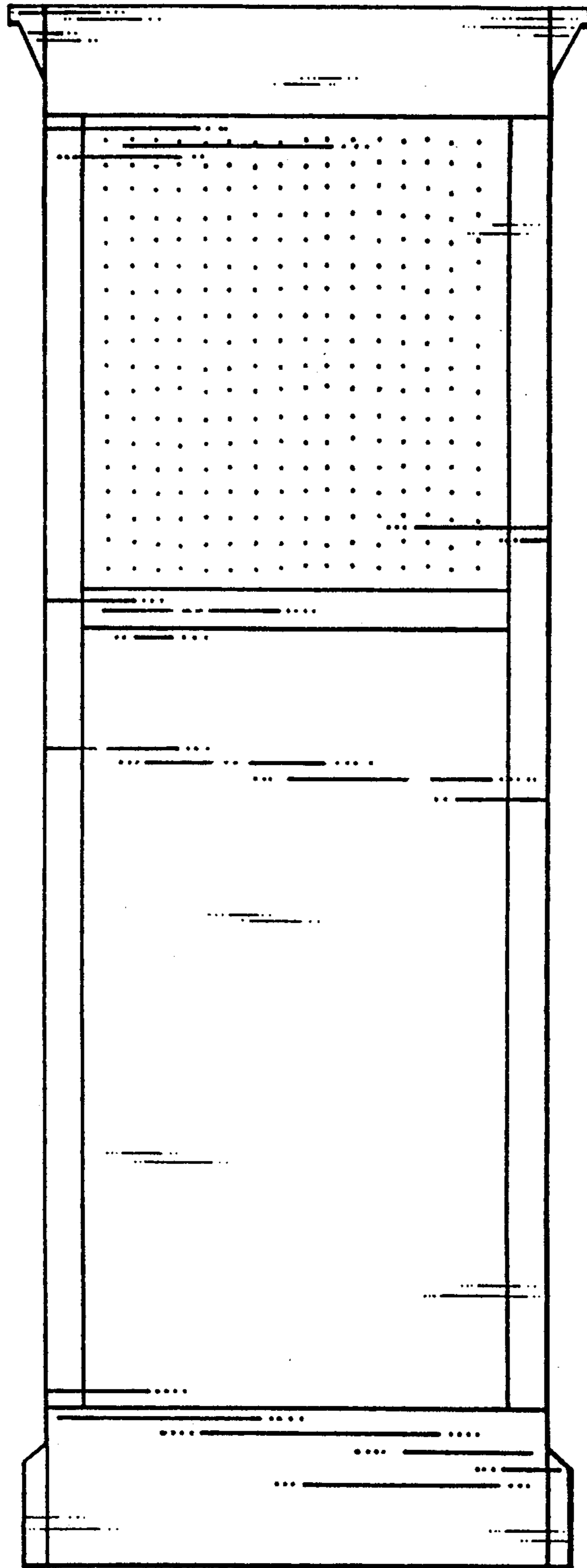


FIG. 6