



US00D339677S

**United States Patent** [19]  
**Kang**

[11] **Patent Number: Des. 339,677**  
[45] **Date of Patent: \*\* Sep. 28, 1993**

[54] **HEADBAND**  
[76] **Inventor: Joseph Kang, 7595 Golfcrest Dr., San Diego, Calif. 92119**  
[\*\*] **Term: 14 Years**  
[21] **Appl. No.: 681,376**  
[22] **Filed: Apr. 8, 1991**  
[52] **U.S. Cl. .... D2/512**  
[58] **Field of Search .... D2/512, 514, 247, 260; D29/20; 2/171, 170, 181, 181.6, 181.2, 182.8, DIG. 11, 12**

2,194,043 3/1940 Jacobi ..... D2/512 X  
2,700,977 1/1955 Neerup ..... 2/171 X  
3,209,369 10/1965 Tredway ..... D2/260  
4,698,852 10/1987 Romero ..... 2/171  
4,993,079 2/1991 Johnson ..... 2/DIG. 11 X

*Primary Examiner*—Bernard Ansher  
*Assistant Examiner*—Paula A. Mortimer  
*Attorney, Agent, or Firm*—Brown, Martin, Haller & McClain

[57] **CLAIM**

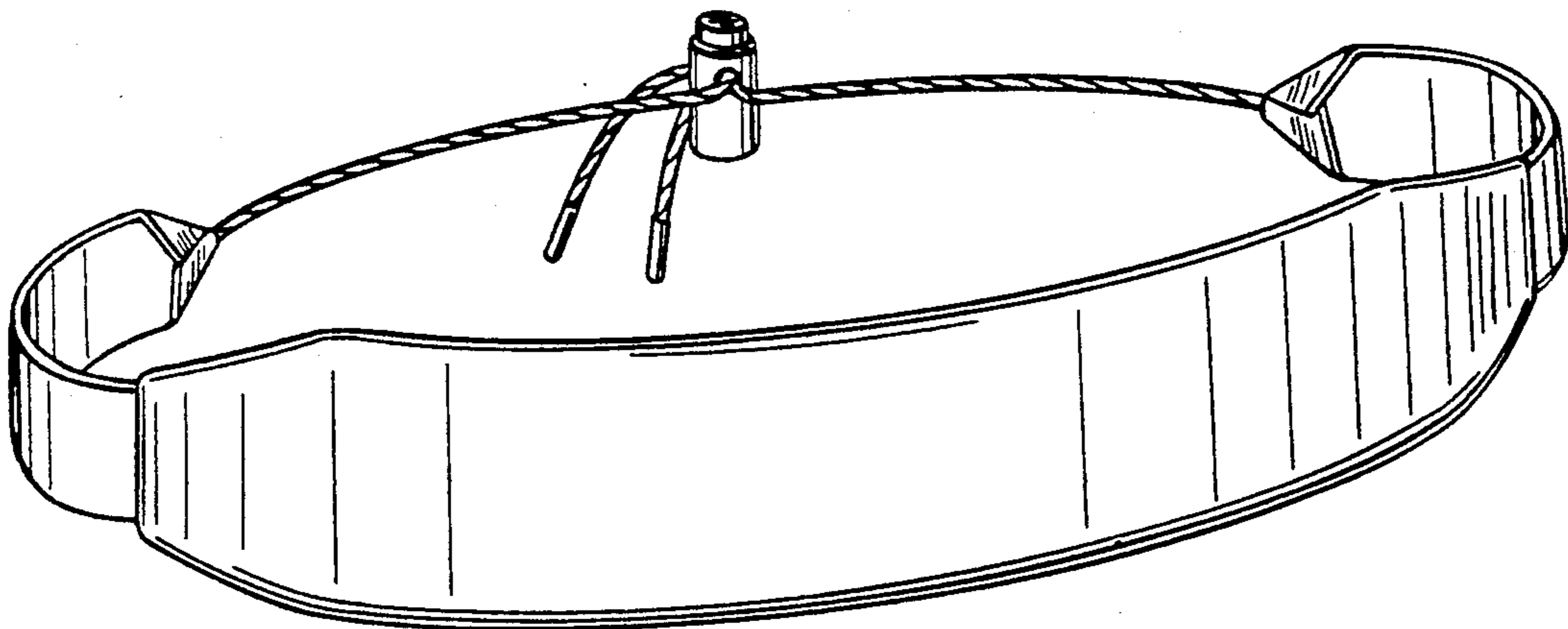
The ornamental design for a headband, as shown and described.

[56] **References Cited**  
**U.S. PATENT DOCUMENTS**

D. 121,457 7/1940 Nudell ..... D2/514  
1,633,586 6/1927 Hunter ..... 2/171  
1,697,919 1/1929 Knepper ..... 2/171  
2,077,202 4/1937 Barrie ..... D29/204 X

**DESCRIPTION**

FIG. 1 is a perspective view from the front of a headband showing my new design;  
FIG. 2 is a perspective view from the rear thereof;  
FIG. 3 is a bottom plan view thereof; and,  
FIG. 4 is a side elevational view thereof.



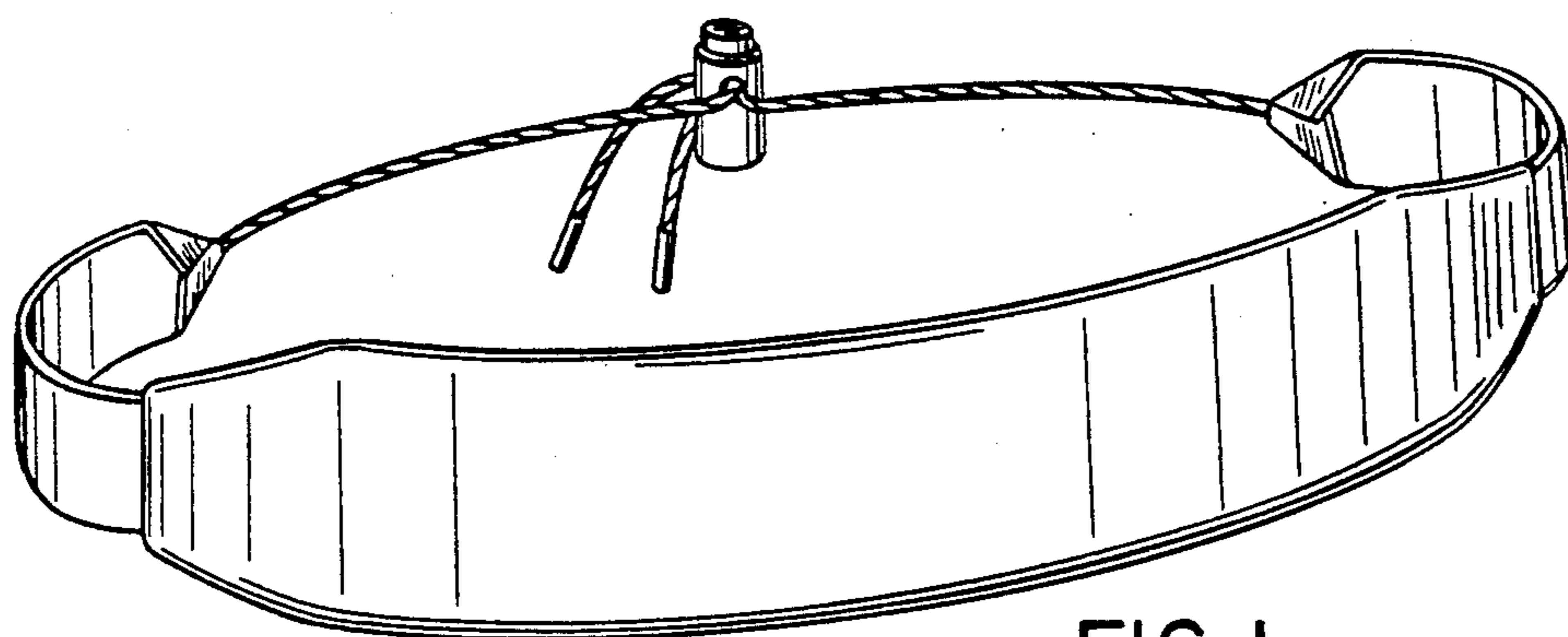


FIG. 1

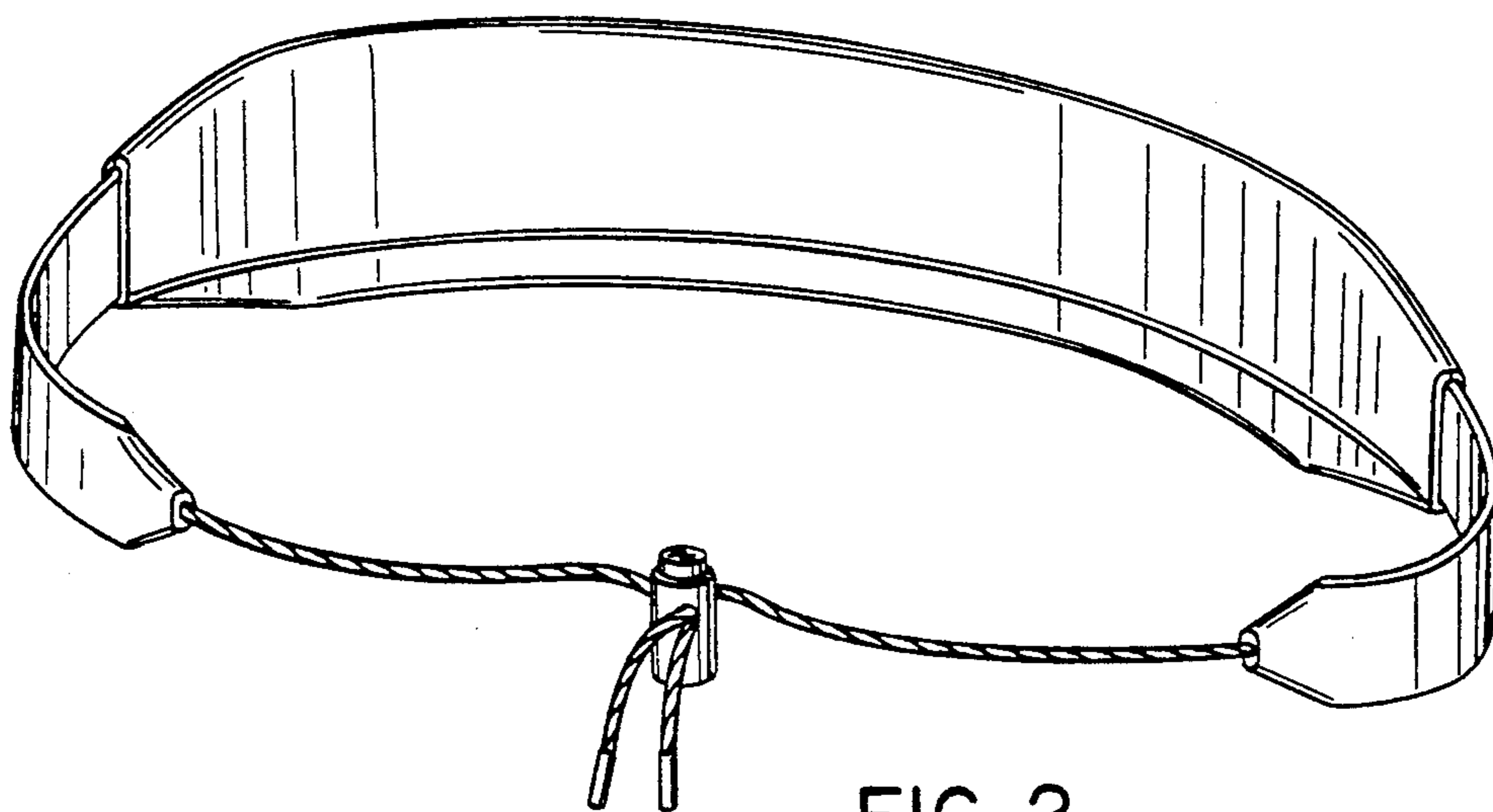


FIG. 2

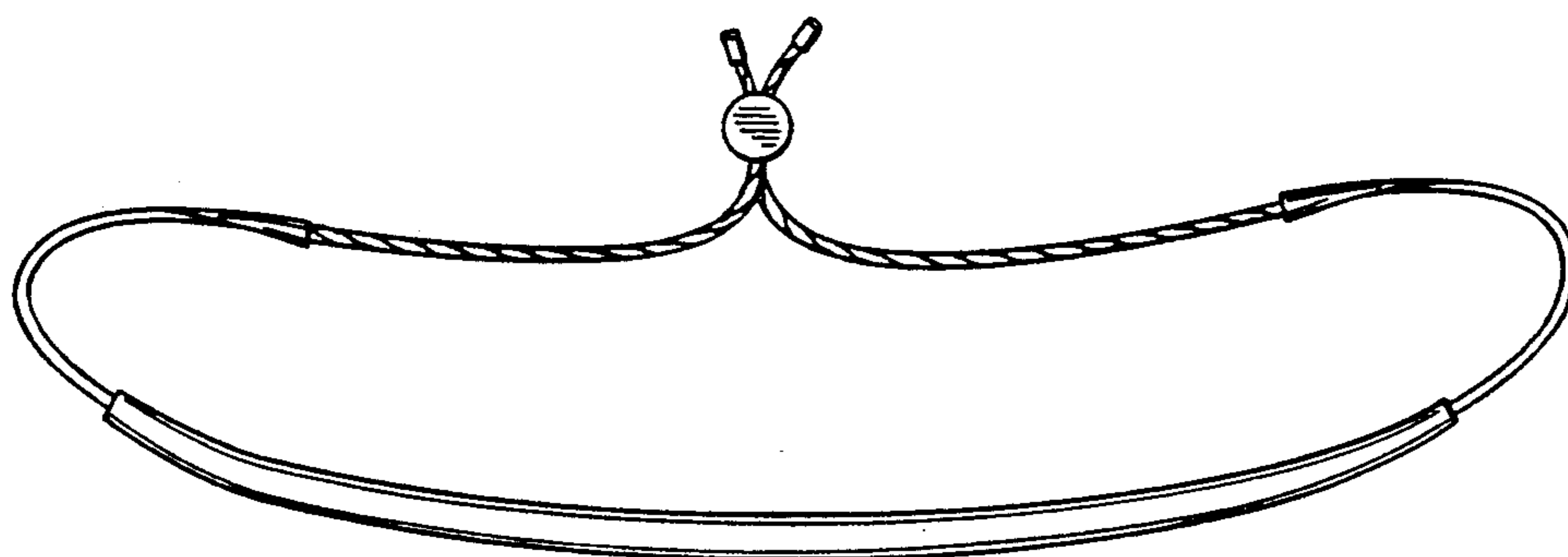


FIG. 3

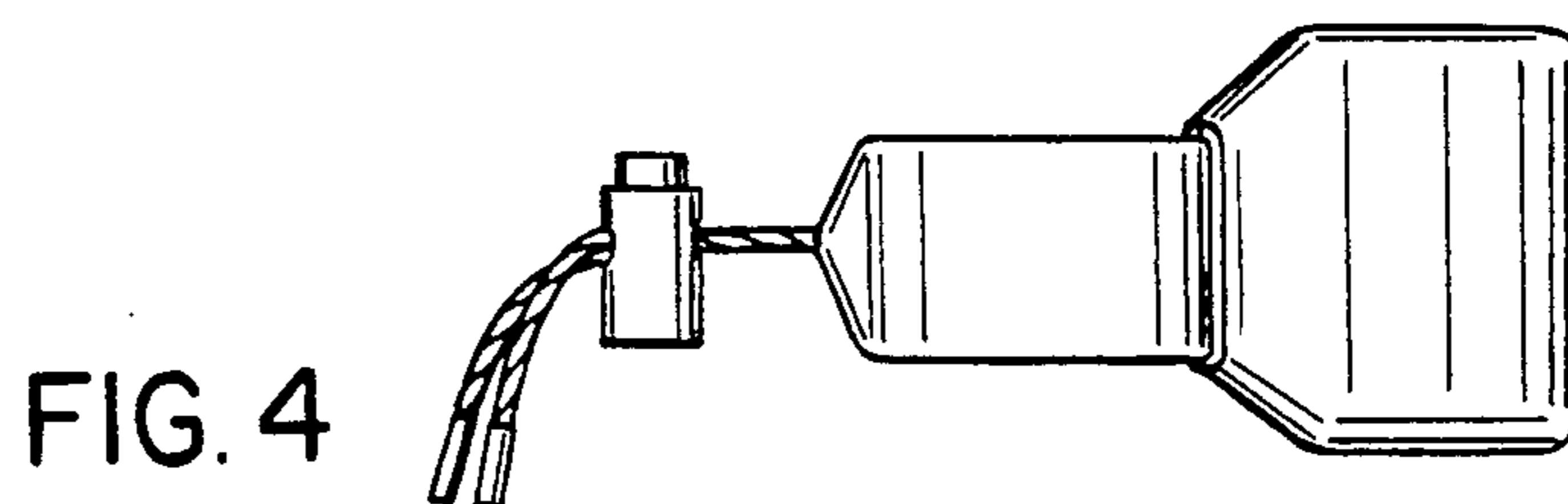


FIG. 4