



US00D339676S

United States Patent [19]

[11] Patent Number: Des. 339,676

Geving

[45] Date of Patent: ** Sep. 28, 1993

[54] FACIAL SCARF

1,327,062 1/1920 Quinn 2/91 X
3,105,970 10/1963 Herzberg D2/500 X
4,718,123 1/1988 Petropoulos 2/91

[76] Inventor: Wilbert B. Geving, 1427 East Third St., Duluth, Minn. 55805

[**] Term: 14 Years

Primary Examiner—Bernard Ansher
Assistant Examiner—Paula Mortimer
Attorney, Agent, or Firm—Palmatier, Sjoquist & Helget

[21] Appl. No.: 798,421

[57] CLAIM

[22] Filed: Nov. 26, 1991

The ornamental design for a facial scarf, as shown and described.

[52] U.S. Cl. D2/500

[58] Field of Search D2/600, 602, 500, 501, D2/605; 2/91, 207, 161, 209.1, 50, 174, 205, 88, 206; D29/16, 8, 17, 78, 10; D28/44, 9; D6/522, 582, 592, 596, 603, 608

DESCRIPTION

[56] References Cited

U.S. PATENT DOCUMENTS

D. 239,218	3/1976	Fortson	D29/16
D. 278,854	5/1985	Proto	D2/500
D. 300,571	4/1989	Waters, Jr.	D6/608 X
D. 322,492	12/1991	Walczewski et al.	D2/500 X
766,963	8/1904	Murray	2/91
774,703	11/1904	Scott	2/91 X
828,967	8/1906	Reichblum	2/91
885,872	4/1908	Scott	2/91

FIG. 1 is a front perspective view of a facial scarf showing my new design;
FIG. 2 is a rear elevational view thereof;
FIG. 3 is an enlarged front elevational view of the facial scarf in an unfolded position;
FIG. 4 is an enlarged rear elevational view thereof;
FIG. 5 is a top plan view of FIG. 3;
FIG. 6 is a bottom plan view of FIG. 3;
FIG. 7 is a right side elevational view of FIG. 3; and,
FIG. 8 is a left side elevational view of FIG. 3.
The broken line showing of the human form is for illustrative purposes only and forms no part of the claimed design.

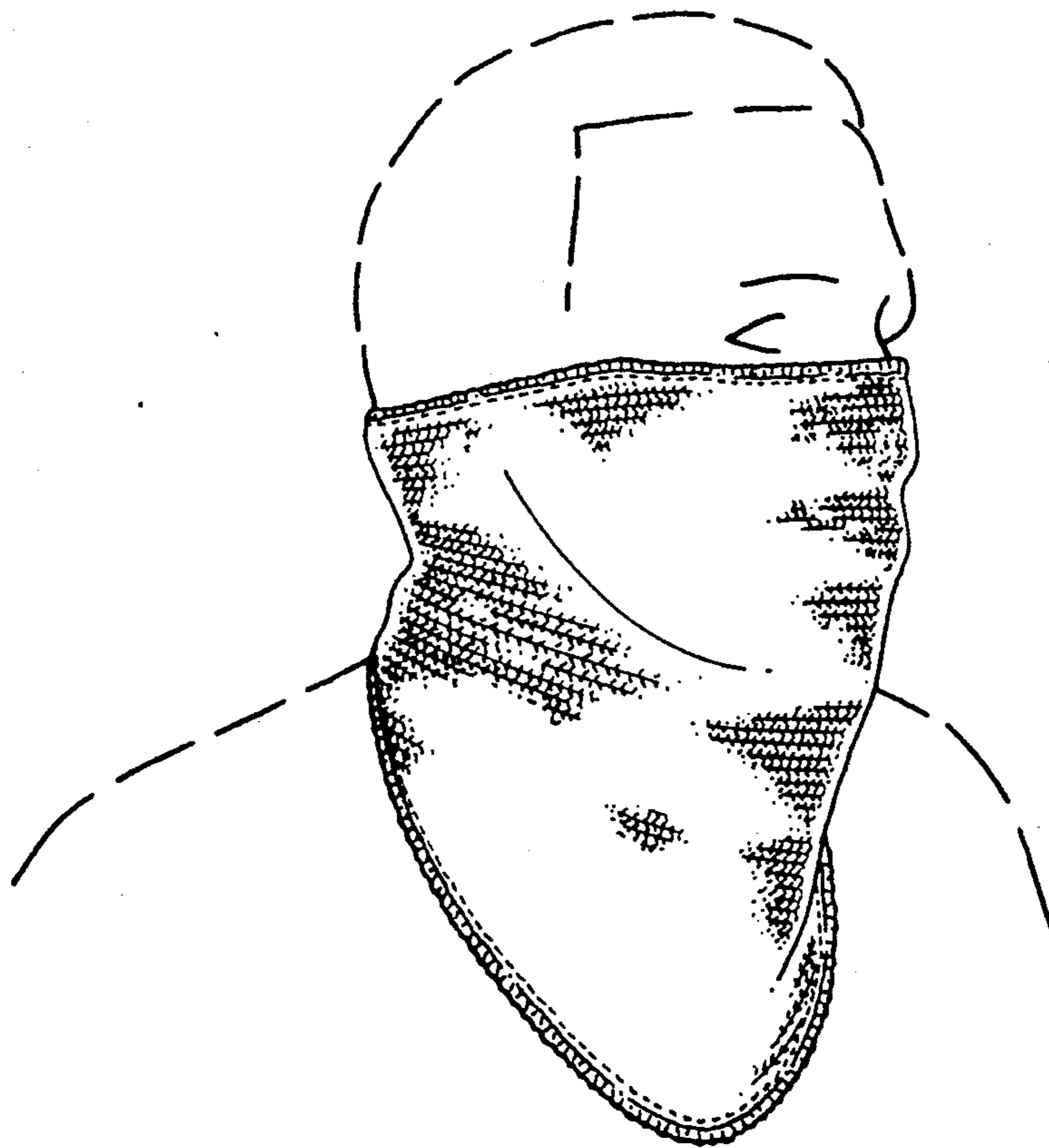




FIG. 1

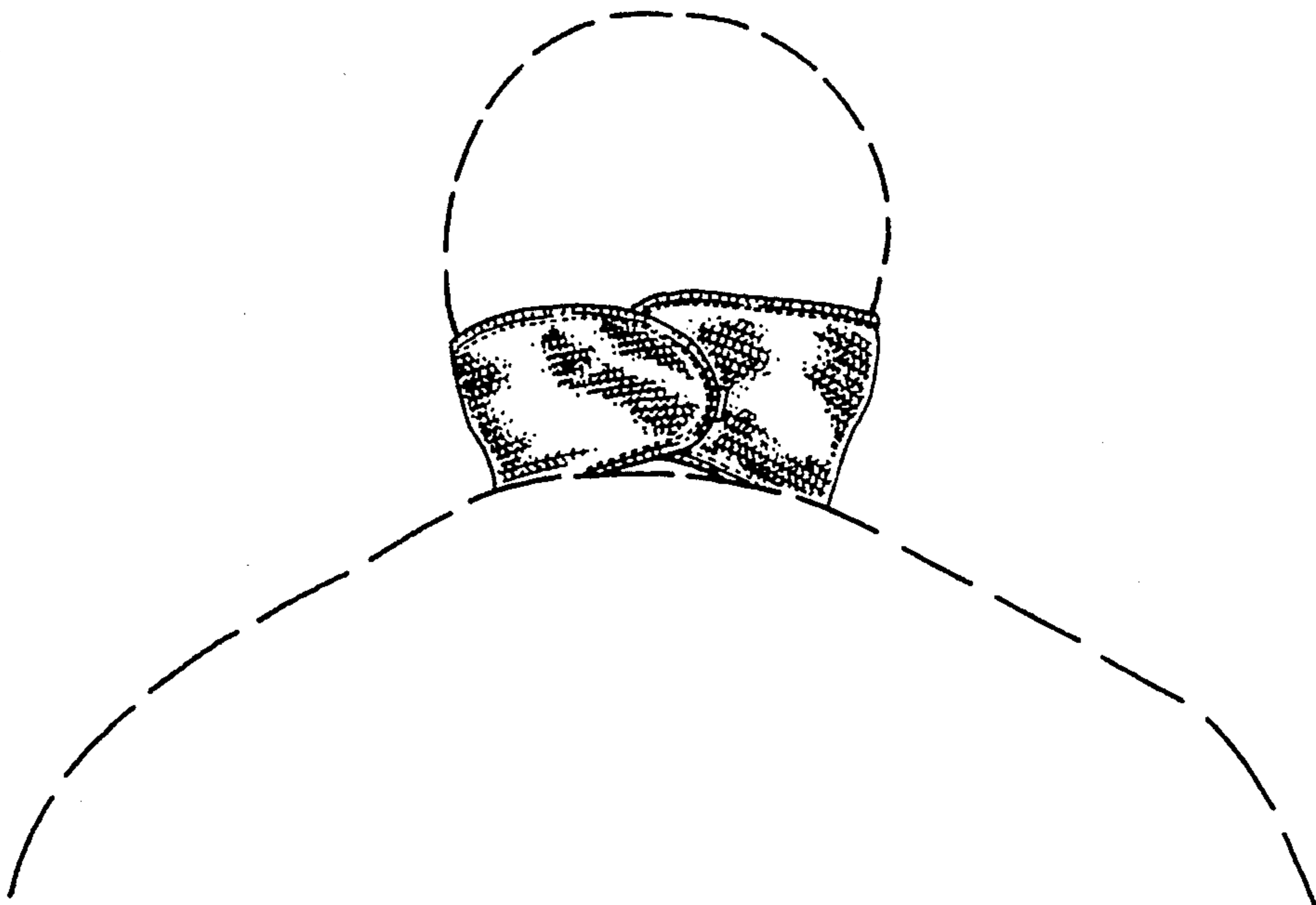


FIG. 2




FIG. 3




FIG. 4



FIG. 5




FIG. 6



FIG. 7



FIG. 8